

Adoption List of Formative Assessments: 2015–16 Alignment Tables


List of Tables

Table 1. Renaissance Learning, STAR-ELA, Grades 1–9	2
Table 2. Northwest Evaluation Association, Measures of Academic Progress-ELA, Grades 1–9.....	3
Table 3. Renaissance Learning, STAR-Math, Grades 1–5	5
Table 4. Renaissance Learning, STAR-Math, Grades 6–8	6
Table 5. Renaissance Learning, STAR-Math, Grade 9.....	7
Table 6. Northwest Evaluation Association, Measures of Academic Progress-Math, Grades 1–5.....	8
Table 7. Northwest Evaluation Association, Measures of Academic Progress-Math, Grades 6–8.....	10
Table 8. Northwest Evaluation Association, Measures of Academic Progress-Math, Grade 9	11

English Language Arts Standard-Level Alignment Tables

Table 1. Renaissance Learning, STAR-ELA, Grades 1–9

Strand/Standard	Number of Aligned Items By Grade and Standard								
	Grade 1	Grade 2	Grade 3	Grade 4	Grade 5	Grade 6	Grade 7	Grade 8	Grade 9
Inquiry-Based Literacy (I)									
I 3						4	15	7	6
Strand Total	0	0	0	0	0	4	15	7	6
Reading - Literary Text (RL)									
RL 5	57	50	41	46	8	3	5	5	12
RL 6		2	28	13	20	3	1	3	2
RL 7	3	1							
RL 8	32	4	11	1	3		2	4	8
RL 9				2	4	5	1	10	7
RL 10	5	54	12	43	5	3		23	
RL 11			8						5
RL 12	2			1					
RL 13							1		
Strand Total	99	111	100	106	40	14	10	45	34
Reading - Informational Text (RI)									
RI 3			2						
RI 5	13	18	15	24	1		17	14	12
RI 6	11		2	2		2	5	3	8
RI 8		1		4	3	1	5	1	3
RI 9		20	2		8	14			
RI 10						1	1	2	1
RI 11	10					2	8		11
Strand Total	34	39	21	30	12	20	36	20	35
Writing (W)									
W 2							1		
W 4	31	16		3					
Strand Total	31	16	0	3	0	0	1	0	0
Number of Aligned Items	164	166	121	139	52	38	62	72	75
Percent Aligned	30%	29%	18%	18%	7%	17%	24%	30%	41%
Total Items	554	574	682	762	706	227	261	243	185

 Indicates Standard Not Taught in Grade


English Language Arts Standard-Level Alignment Tables

Table 2. Northwest Evaluation Association, Measures of Academic Progress-ELA, Grades 1–9

Standard	Number of Aligned Items By Grade and Standard								
	Grade 1	Grade 2	Grade 3	Grade 4	Grade 5	Grade 6	Grade 7	Grade 8	Grade 9
Inquiry-Based Literacy (I)									
I 1					1		1	4	15
I 2								2	
I 3						13	12	31	33
I 4								8	
I 5						1			
Strand Total	0	0	0	0	1	14	13	45	48
Reading - Literary Text (RL)									
RL 1	3								
RL 2	46								
RL 3	43	30							
RL 4	6								
RL 5	21	14	25	36	27	32	30	51	67
RL 6	4	25	7	7	2	5	3	2	11
RL 7	10	6	1	3	1	6	1		0
RL 8	10	1	13		8	21	25	4	22
RL 9	8	11	9	31	41	20	22	20	12
RL 10	4	39	18	12	21	2	7	7	37
RL 11	4	7	1	4		7	8	3	10
RL 12	3	14	3	16	12	18	3	2	6
RL 13					1				
Strand Total	162	147	77	109	113	111	99	89	165
Reading - Informational Text (RI)									
RI 4								19	
RI 5	10	18	14	10	37	34	43	42	28
RI 6	8	5	3	4	3	6	7	12	28
RI 7		1	2	2	3				
RI 8	15	5	9	24	11	10	35	11	4
RI 9	7	9	33	34	10	24			17
RI 10	1	11	2			2	8	7	4
RI 11	5	7	4	16	4	10	18	4	3
Strand Total	46	56	67	90	68	86	111	95	84
Writing (W)									
W 1		3	4	5	11	27	24	18	20
W 2	4	20	21	39	28	73	40	34	51
W 3	27	21	43	64	79	34	63	85	17
W 4	44	69	126	74	34	33	23	20	14
W 5	120	56	23	34	37	8	28	4	2
W 6	8		11	18	12	5	1		2
Strand Total	203	169	228	234	201	180	179	161	106

English Language Arts Standard-Level Alignment Tables

Communication (C)									
C 4						2	1		
Strand Total	0	0	0	0	0	2	1	0	0
Number of Aligned Items	411	372	372	433	383	393	403	390	403
Percent Aligned	82%	74%	75%	87%	77%	79%	81%	78%	87%
Total Items	500	500	498	499	499	499	499	500	464

 Indicates Standard Not Taught in Grade

Mathematics Key-Concept-Level Alignment Tables

Table 3. Renaissance Learning, STAR-Math, Grades 1-5

Key Concept/Standard	Number of Aligned Items By Grade and Standard				
Number Sense and Base Ten	Grade 1	Grade 2	Grade 3	Grade 4	Grade 5
NSBT.1	69	27			31
NSBT.2	34	17	37	7	
NSBT.3	5	27	5	13	27
NSBT.4	37	15	169	51	37
NSBT.5	10	15	50	63	14
NSBT.6	1	2		53	21
NSBT.7					46
Key Concept Total	156	103	261	187	176
Number Sense - Fractions					
NSF.1			30		120
NSF.2			11		
NSF.3				21	28
NSF.6				9	
NSF.7				11	
Key Concept Total			41	41	148
Algebraic Thinking and Operations					
ATO.1	46	19	10		
ATO.2		10			
ATO.3	7	9	38		16
ATO.4	10				
ATO.5				42	
ATO.6	78				
ATO.7			41		
ATO.8	14				
ATO.9	3		37		
Key Concept Total	158	38	126	42	16
Geometry					
G.1		6		36	
G.3		5			
G.4	17			2	
Key Concept Total	17	11	0	38	0
Measurement and Data Analysis					
MDA.1			10		31
MDA.3	26		33	33	
MDA.4	25				
MDA.5	1				
MDA.6	13	22	1		
MDA.7		15			
MDA.9		7			
MDA.10		8			

Mathematics Key-Concept-Level Alignment Tables

Key Concept Total	65	52	44	33	31
Number of Aligned Items	396	204	472	341	371
Percent Aligned	62%	51%	66%	69%	60%
Total Items	643	399	718	496	618


 Indicates Standard Not Taught in Grade

Table 4. Renaissance Learning, STAR-Math, Grades 6–8

Key Concept/Standard	Number of Aligned Items by Grade and Standard		
	Grade 6	Grade 7	Grade 8
Number System			
NS.1	23	19	
NS.2	7	35	
NS.3	119		
NS.4	31		
NS.5		2	
NS.6	7		
NS.9	31		
Key Concept Total	218	56	0
Ratios and Proportional Relationships			
RP.1		5	
RP.2	8		
RP.3	71	9	
Key Concept Total	79	14	
Functions			
F.1			13
F.4			23
Key Concept Total			36
Expressions, Equations, and Inequalities			
EEI.1	5		1
EEI.2	9		42
EEI.3			13
EEI.4		19	
EEI.6			9
EEI.7	24		8
EEI.9	21		
Key Concept Total	59	19	73
Geometry and Measurement			
GM.1	24		
GM.2	22		
GM.4		4	
GM.6		2	
GM.7			1

Mathematics Key-Concept-Level Alignment Tables

Key Concept Total	46	6	1
Data Analysis and Statistics			
DS.3	1		
Key Concept Total	1		
Data Analysis, Statistics, and Probability			
DSP.5		16	
DSP.8		10	
Key Concept Total		26	0
Number of Aligned Items	403	121	110
Percent Aligned	73%	34%	33%
Total Items	551	351	337


 Indicates Standard Not Taught in Grade

Table 5. Renaissance Learning, STAR-Math, Grade 9

Key Concept/Standard	Number of Aligned Items by Grade and Standard
Arithmetic with Polynomials and Rational Expressions	
Grade 9	
AAPR.1	101
Key Concept Total	101
Creating Equations	
ACE.1	16
ACE.2	23
ACE.3	6
ACE.4	4
Key Concept Total	49
Reasoning with Equations and Inequalities	
AREI.1	1
AREI.3	15
AREI.4	15
AREI.6	9
AREI.12	6
Key Concept Total	46
Structure and Expressions	
ASE.2	19
ASE.3	17
Key Concept Total	36
Building Functions	
FBF.3	6
Key Concept Total	6
Interpreting Functions	
FIF.1	8
FIF.2	11

Mathematics Key-Concept-Level Alignment Tables


FIF.7	27
FIF.8	67
Key Concept Total	113
Geometry	
GCI.1	6
Key Concept Total	6
Quantities	
NQ.1	1
Key Concept Total	1
Real Number System	
NRNS.1	33
Key Concept Total	33
Interpreting Data	
SPID.8	6
Key Concept Total	6
Number of Aligned Items	397
Percent Aligned	57%
Total Items	700

Table 6. Northwest Evaluation Association, Measures of Academic Progress-Math, Grades 1–5

Key Concept/Standard	Number of Aligned Items By Grade and Standard				
	Grade 1	Grade 2	Grade 3	Grade 4	Grade 5
Number Sense and Base Ten					
NSBT.1	7	14	6	4	3
NSBT.2	21	3	10	5	
NSBT.3	1	6	2	5	2
NSBT.4		7	6	13	16
NSBT.5		16	3	10	14
NSBT.6	3	2		6	4
NSBT.7		7			
NSBT.8		11			
Key Concept Total	32	66	27	43	39
Number Sense - Fractions					
NSF.1			13	1	26
NSF.2			14	8	
NSF.3				27	4
NSF.4				3	7
NSF.5					3
NSF.6				1	25
NSF.7				1	8
NSF.8					2
Key Concept Total			27	41	75
Algebraic Thinking and Operations					

Mathematics Key-Concept-Level Alignment Tables

ATO.1	20	6	8	4	7
ATO.2	6	7	2	4	1
ATO.3	6	5	18	10	1
ATO.4	12		6	3	
ATO.5	1		5	5	
ATO.6	15				
ATO.7	24		14		
ATO.8	16		6		
ATO.9	22				
Key Concept Total	122	18	59	26	9
Geometry					
G.1		20	1	16	8
G.2	10		5	3	5
G.3		9			
G.4	11		4	5	4
Key Concept Total	21	29	10	24	17
Measurement and Data Analysis					
MDA.1	2	2	9	21	4
MDA.2	5	1	2	16	2
MDA.3	2	13	19	20	10
MDA.4	10	4	1		1
MDA.5	20		7		
MDA.6	3	11	19	3	
MDA.7		28		1	
MDA.8		3		4	
MDA.9		3			
MDA.10		43			
Key Concept Total	42	108	57	65	17
Number of Aligned Items	217	221	180	199	157
Percent Aligned	87%	89%	72%	80%	63%
Total Items	249	247	250	249	250

 Indicates Standard Not Taught in Grade

Mathematics Key-Concept-Level Alignment Tables

Table 7. Northwest Evaluation Association, Measures of Academic Progress-Math, Grades 6–8

Key Concept/Standard	Number of Aligned Items By Grade and Standard		
	Grade 6	Grade 7	Grade 8
Number System			
NS.1	13	15	
NS.2	7	6	2
NS.3	13	2	4
NS.4	4	1	
NS.5	2	10	
NS.6	8		
NS.7	8		
NS.8	6		
NS.9	5		
Key Concept Total	66	34	6
Ratios and Proportional Relationships			
RP.1	6	4	
RP.2	11	9	
RP.3	42	11	
Key Concept Total	59	24	
Functions			
F.1			11
F.2			1
F.4			37
F.5			6
Key Concept Total			55
Expressions, Equations, and Inequalities			
EEI.1	5		5
EEI.2	8	4	15
EEI.3	4	7	5
EEI.4		35	8
EEI.5		3	
EEI.6	6		3
EEI.7	11		13
EEI.8	1		41
EEI.9	9		
Key Concept Total	44	49	90
Geometry and Measurement			
GM.1	25	11	1
GM.2	6	2	11
GM.3	4	1	
GM.4	3	25	9
GM.5		4	15
GM.6		17	
GM.7			6

Mathematics Key-Concept-Level Alignment Tables

GM.8			1
GM.9			15
Key Concept Total	38	60	58
Data Analysis and Statistics			
DS.1	1		
DS.2	24		
DS.4	6		
DS.5	5		
Key Concept Total	36		
Data Analysis, Statistics, and Probability			
DSP.1		4	15
DSP.2		6	3
DSP.3		3	4
DSP.4			5
DSP.5		24	7
DSP.6		8	
DSP.7			
DSP.8		21	
Key Concept Total		66	34
Number of Aligned Items	243	233	243
Percent Aligned	97%	93%	97%
Total Items	250	250	250


 Indicates Standard Not Taught in Grade

Table 8. Northwest Evaluation Association, Measures of Academic Progress-Math, Grade 9

Key Concept/Standard	Number of Aligned Items By Grade and Standard
Arithmetic with Polynomials and Rational Expressions	Grade 9
AAPR.1	13
Key Concept Total	13
Creating Equations	
ACE.1	43
ACE.4	2
Key Concept Total	45
Reasoning with Equations and Inequalities	
AREI.1	1
AREI.3	2
AREI.4	10
AREI.6	2
AREI.12	2
Key Concept Total	17
Structure and Expressions	

Mathematics Key-Concept-Level Alignment Tables

ASE.2	11
ASE.3	1
Key Concept Total	12
Building Functions	
FBF.2	15
FBF.3	9
Key Concept Total	24
Interpreting Functions	
FIF.1	2
FIF.2	11
FIF.4	5
FIF.5	22
FIF.6	1
FIF.7	21
FIF.8	4
FIF.9	1
Key Concept Total	67
Linear, Quadratic, and Exponential	
FLQE.1	5
FLQE.2	3
FLQE.3	6
Key Concept Total	14
Quantities	
NQ.1	5
NQ.3	1
Key Concept Total	6
Real Number System	
NRNS.1	14
NRNS.2	2
NRNS.3	1
Key Concept Total	17
Interpreting Data	
SPID.6	10
SPID.7	6
SPID.8	8
Key Concept Total	24
Number of Aligned Items	239
Percent Aligned	96%
Total Items	250