

The South Carolina

# Black History Bugle



**FREEDMEN'S BUREAU**

**TRADITIONAL & DIGITAL  
SCRAPBOOKING FUN**

**AVERY NORMAL INSTITUTE:  
BLACK EDUCATION DURING  
RECONSTRUCTION**

Who is ROBERT SMALLS?

**FUN with WORDS  
& so much more!**

learning about

**RECONSTRUCTION**  
& beyond

I  
S  
S  
U  
E  
  
O  
N  
E



The South Carolina Black History Bugle (SCBHB) is a publication of the South Carolina Department of Education developed by the College of Charleston's Avery Research Center  
avery.cofc.edu

### Editor-in-Chief

Patricia Williams Lessane, PhD

### BUGLE STAFF

Daron L. Calhoun II

Humanities Scholar

Savannah Frierson

Copy Editor

Andrae Harrison

Artist, Illustrator

Deborah Wright

Associate Editor

Aniyah Lessane

Guest Writer

Osayende Lessane

Guest Writer



Printed by  
Nelson Printing  
Charleston, SC  
nelsonprint.com

## ON THE COVER

The background illustration of the Avery Normal Institute, is circa 1870.  
(Courtesy Avery Research Center)

The SCBHB Boy and other characters seen throughout the magazine are by  
Graphic Artist/Illustrator,  
Andrae Harrison,  
Mount Pleasant, SC.  
<http://andraeharrison.blogspot.com/>

SCBHB Issue 1 ©2015



Greetings Readers!

Welcome to the inaugural issue of *The South Carolina Black History Bugle*! This educational magazine was created just for you. Each edition covers a special theme to enhance your understanding of African-American history and culture. Within these pages, you will find valuable information about a unique period in American history: **Reconstruction**\*. 2015 marks the sesquicentennial (150th year) anniversary of the beginning of this historical era. I hope you will enjoy learning about this important moment in American history!

Be sure to share what you have learned with your friends, parents, and community!

Sincerely,

*Patricia Williams Lessane*

Dr. Patricia Williams Lessane

Editor-in-Chief

*The South Carolina Black History Bugle*



## CONTENTS

Welcome: Dr. Patricia Williams Lessane.....	2
Profile: Freedmen's Bureau.....	3
Featuring: Avery Normal Institute .....	4-5
Book Review Corner.....	6
Traditional and Digital Scrapbooking.....	7-10
Fun with Words.....	11
People of Interest: S.C. Reconstruction.....	12
Robert Smalls: From Slavery to Congress....	13
Glossary.....	14
Reading List: Reconstruction.....	15
Online Reconstruction Resources .....	16

**ANYONE WOULD CONSIDER FREEDOM BETTER THAN SLAVERY\*, RIGHT?**

However, many freedmen\* during and after the Civil War had doubts and insecurities regarding their new status.

Where do I live? How do I get a job?


What is a fair wage?

How can I learn what I need to know?

## PROFILE: Freedmen's Bureau

- The Freedmen's Bureau contributed many vital staples and services, such as food, clothing, refugee camps, and medical care.
- The Freedmen's Bureau also provided legal assistance, including representation in court and reviews of employment contracts to make sure they were fair and enforced.
- The Freedmen's Bureau even investigated any flare-ups caused by racial tensions.

Perhaps most popularly known, however, is the Freedmen's Bureau goal of settling the formerly enslaved on abandoned and confiscated land as well as giving the families animals to help them work it. This policy is commonly known as "Forty Acres and a Mule\*."



Ms. Frances Anne Rollin was a teacher for the Freedmen's Bureau in Charleston, South Carolina beginning in 1865. For more information about Ms. Rollin, visit the *People of Interest: South Carolina Reconstruction* on page 12.

**THE FREEDMEN'S  
BUREAU  
OPERATED FROM  
1865–1872.**

This illustration by artist Alfred Waud, titled "The Freedmen's Bureau", appeared in *Harper's Weekly* on July 25, 1868. It symbolically depicts a representative of the Freedmen's Bureau enacting a role as the conscience, common-sense and peace-maker of the country, standing between armed groups of white and Black men. (Courtesy Library of Congress)



Did you know that before Reconstruction, enslaved Africans were forbidden from learning to read and write? Plantation owners feared that educating their enslaved populations would encourage them to yearn for freedom and devise daring plans for escape. Those plantation owners were right! Many enslaved Africans were able to secure their freedom by forging their own manumission\* papers, documents that certified their freedom if they were ever stopped by authorities or slave catchers during their flight to freedom.


*chased and set free, and by these presents  
and set free a certain mulatto man nam  
the manner of bondage and slavery wh  
such manumission and freedom und  
to John Jones forever. In witness wh  
do and seal the twenty second day of Ja  
and one thousand seven hundred and  
and delivered in the presence of  
Jes Donaldson, Alex. Clarkson, &  
really appeared W. Alexander. Blar  
made oath that he was present and  
al and as his act and deed deliver*

Manumission document for Jehu Jones. See full document on the Avery Research Center website.

## AN EXAMPLE OF BLACK EDUCATION DURING RECONSTRUCTION

During Reconstruction, many Northern white Christians, abolitionists, and free people of color worked to establish schools for the newly emancipated\* Black population. Several of these pioneering schools opened right here in South Carolina. Charleston's Avery Normal Institute was one of them.

Established in 1865, Avery was one of the first secondary schools for free Black people, providing what was known as a Classical curriculum that included instruction in Latin, music, and theater. The school was founded by the American Missionary Association (AMA) and was originally named the Saxton School in honor of General Rufus B. Saxton, a leader of the newly minted Freedmen's Bureau.



Early image of the Avery Normal Institute. Circa 1800s.



During its early years, Northern white missionaries and prominent Black Charlestonians, including brothers Thomas and Francis Cardozo, ran the school. Thomas was the school's first principal, followed by Francis a few years later. Together, the Cardozo brothers worked hard to deliver quality education to their pupils.



Francis Cardozo

They even raised money to construct the Avery schoolhouse at 125 Bull Street in Charleston. Through generous donations from the estate of the late abolitionist Reverend Charles Avery of Pittsburgh and support from the Freedmen's Bureau, their dream of a permanent Avery building was realized just three years later in 1868.

Francis Cardozo, in particular, was a forward thinker. Under his leadership, Avery would not only offer elementary and secondary education to Black students, it would also train many of its graduates to become teachers. In doing so, he made sure countless generations to come would benefit from a solid education at Avery and elsewhere.



Avery Normal Institute graduating class of 1888.

*Today, the Avery building is part of the College of Charleston campus*

Today, the Avery building is a part of The College of Charleston campus in Charleston, South Carolina and houses the Avery Research Center for African American History and Culture.

Maybe one day you will visit the Avery Research Center to take a tour or conduct research for a project on African-American history and culture!



Photograph of the College of Charleston's Avery Research Center at 125 Bull Street, Charleston, SC





# Book Review Corner

## *Seaward Born* by Lea Wait

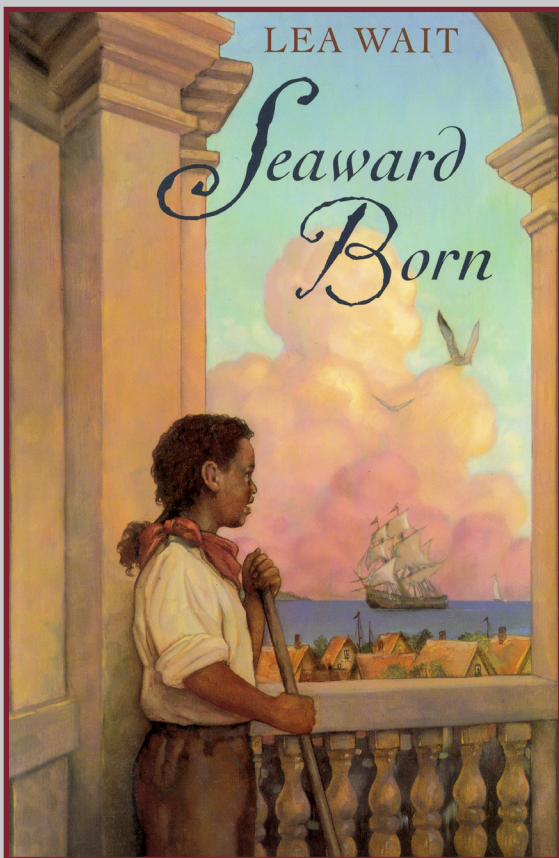
Reviewed by Aniyah Ruth Lessane  
Fifth Grader at Ashley Hall School for Girls  
Charleston, South Carolina

This book review details a story set during slavery, but the story expresses a key concern many people of all races considered and what the Reconstruction period tried to address: How does a population adjust to freedom when enslavement is all it has ever known?

*Seaward Born* is a novel about a thirteen-year-old enslaved boy named Michael who lives in Charleston, South Carolina during the early 1800s. After losing his parents in a hurricane the year before, things get harder for him. His only memory of them is a small wooden boat that his father had carved for him, and his dream is to work in the

Charleston Harbor, just like his father did. His dream finally came true when his kind mistress, Mrs. Lautrec, lets him work on a boat for Captain Arnold Linforth on Vanderhorst Wharf. But when Mrs. Lautrec dies, Michael's friend Jim encourages him to escape so he will not be sent off to a terrible plantation. As Michael tries to decide what he should do, he thinks about what his parents would have done. He remembers, "Mama used to say, 'to get along, you go along.' But Papa said, 'You see a possibility, you take it...a fish you catch as a free man tastes ten times as sweeter than a fish you catch for a master.'"

Now, Michael will have to either take a huge risk to have better opportunities, or stay enslaved in the life he has always known.



Wait, Lea. *Seaward Born*.  
New York: Simon and Schuster, 2004.



Three of Five Bugle Stars!



# Traditional and Digital SCRAPBOOKING

SCRAPBOOKING is a fun way to document important and meaningful moments in your life.



THE ART OF  
SCRAPBOOKING  
HAS BEEN AROUND  
FOR HUNDREDS  
OF YEARS.




Today, with new technology, scrapbooking has evolved along with the changing times.

Photo collage (left) from the Holloway Family Scrapbook. Photos top and bottom right are from the Carr Family Scrapbook. (Courtesy Avery Research Center)



Think of your **SCRAPBOOK** as the story of your life, a record of a personal milestone, or a pictorial narrative to document a special occasion. In order to create your very own scrapbook, you need only rely on the four "**M**s": **Memories**, **Materials**, **Methodology**, and **Message**. Cellphone and tablet apps such as Scrap It make digital scrapbooking easy and fun while creating memories for you to cherish forever.

Here is an activity you can do in the classroom or at home with your parents. In this activity you will create a traditional or digital scrapbook to share with your friends, family, and loved ones using this easy four-step process.



### Step 1: Gather Memories

This scrapbook won't be as awesome if it doesn't have the best pictures of you!

- Take selfies with your best friends, your favorite teachers, family, pets, and so on!
- Raid your social media pages for them. Screenshot your favorite ones.
- Every scrapbook needs throwback photos. Ask your parents for some of your baby pictures to include. While they are searching for yours, ask them for theirs so you can include them too!
- Include hobbies and activities that need to be highlighted!
- Do you like sports, nature, games, or books? Take photos of your favorites!
- One day, you WILL change the world, so list personal goals and future dreams!







## Step 2: To organize your scrapbook, you need Materials

Gather materials that reflect your personal style or scrapbook theme.

What are your favorite colors? Do you want to make a collage\*? Do you want it to tell a story? Be creative. You can use some of the following:

- Colorful stickers
- Photo mats
- Creative borders
- Ribbons
- Buttons
- Silk flowers



## Step 3: Choose a scrapbooking Methodology: Traditional or Digital

- Pick out the scrapbook of your choice and affix the photos, artwork, and journal entries on the pages.
- Be sure to include a title page that outlines the theme and subject of your scrapbook.
- Include space for journal entries to share special messages.
- Decorate your scrapbook—place borders on your photos, frame and mat specific pages, etc.—put your personal touch on it!
- Use the app of your choice such as Scrap It, Pinterest, Tumblr, etc. to create a scrapbook page with all of your memories.
- Make it colorful! Make it memorable!

Journal image is from the Frederica Daly Collection. (Courtesy Avery Research Center)





## Step 4: Share the Message your scrapbook tells

- Share your scrapbook for all to see.
- Present it to your class and explain what everything means to you.
- Share it with your family and friends in person and on your social media pages.



This sample scrapbook collage page has images from the Carr Family Scrapbook and the Cynthia McCottry-Smith Family Collection. (Courtesy Avery Research Center)



# Fun with Words WORD SEARCH

by Osayende Lessane

I	R	E	L	G	U	B	E	R	R	W	A	Z	C	S	P
C	Y	E	N	O	I	S	S	I	M	U	N	A	M	B	K
O	S	G	P	I	F	S	C	R	A	P	B	O	O	K	U
N	A	A	J	U	C	J	O	I	B	T	H	K	Z	N	J
G	E	L	Y	O	B	L	B	Q	X	T	F	J	V	Z	S
R	M	L	S	A	V	L	Y	E	V	U	H	U	W	I	L
E	E	O	F	W	W	U	I	Q	C	H	X	O	I	K	A
S	W	C	X	S	N	C	N	C	P	U	Q	A	P	P	V
S	A	W	Q	Z	G	A	Z	L	A	J	L	I	F	U	E
U	N	O	I	T	C	U	R	T	S	N	O	C	E	R	R
X	V	Q	N	Y	U	S	O	E	N	U	P	G	E	Q	Y
W	Y	J	W	Q	Y	S	L	G	Q	J	F	A	Z	A	Y
I	P	L	Q	X	P	O	P	Q	D	W	I	F	R	I	U
Y	H	W	N	N	D	O	N	B	S	O	M	C	E	T	T
X	I	K	E	M	A	N	C	I	P	A	T	I	O	N	Y
Y	M	J	U	X	W	C	S	F	R	E	E	D	M	E	N

Bugle  
Collage  
Congress  
Emancipation  
Freedmen

Manumission  
Reconstruction  
Republican Party  
Scrapbook  
Slavery



## INSTRUCTIONS:

Circle or highlight  
the words hidden in  
the word search.

Words may be  
forward or backward,  
horizontal, vertical,  
or diagonal.

Visit the Avery  
Research Center  
website for Word  
Search answers.  
<http://avery.cofc.edu>

HAPPY SEARCHING!

## PEOPLE OF INTEREST: South Carolina RECONSTRUCTION

For more information, visit your local library or start your Internet search on [Wikipedia.org](http://Wikipedia.org)



**GRADUATES**—In 1877, eight Black female students graduated in the first and only graduating class of the University of South Carolina Normal School: Fanny Stanley Harris, Vernia Moore Harris, Maria Frances Avery, Celia Emma Dial (Saxon), Laura Ann Grey, Clarissa Minnie Thompson, Eliza Jones Turner, and Rosa Emma Wilder.

(Image from <http://www.sa.sc.edu/omsa/living-the-dream/>)



**FRANCIS L. CARDOZO**—First African-American Secretary of State for South Carolina and first African-American South Carolina State Treasurer; also principal of Avery Normal Institute (Image from the Avery Research Center)



**HENRY E. HAYNE**—First African-American student to attend the University of South Carolina; also became Secretary of State

(Image from *SC's 1868 Radical Members of the Legislature*.  
<http://emilyevaughn.com/SC1868LegislatureR5.htm>)




**JOSEPH RAINEY**—First African-American lawmaker ever to serve in the United States House of Representatives (Image from Wikipedia)



**ALONZO J. RANSIER**—First African-American Lieutenant Governor for South Carolina (Image from Wikipedia)



**FRANCES ANNE ROLLIN**—First African-American writer to publish a full-length biography (Image from [www.blackpast.org](http://www.blackpast.org))




**JONATHAN JASPER WRIGHT**—First African-American judge to serve on a State Supreme Court in the United States as an associate justice for the South Carolina Supreme Court (Image from Wikipedia)



# Robert Smalls

## From Slavery to Congress



In the wee hours of the morning on May 13, 1862, the CSS *Planter*, a Confederate transport ship, made course up the Charleston Harbor. The captain of the ship, draped in his full uniform, alerted his fellow soldiers at the Fort Sumter Confederate compound of his passage with a toot of the ship's whistle. As the vessel sailed clear of the fort, it headed straight for a Federal blockade. This, however, was not an act of war by the Confederate transport and its captain, but rather an act of surrender by a crew of enslaved persons on the commandeered ship.



The captain who navigated the boat and the families aboard to their freedom was Robert Smalls, a man who had been born into slavery in Beaufort, South Carolina on April 5, 1839. Smalls went on to become a co-founder of the South Carolina Republican Party\* and was elected to the United States House of Representatives, the South Carolina House of Representatives, and the South Carolina Senate over the course of twenty years. Smalls would live until the age of 75 in his hometown of Beaufort, where he died in 1915. *The South Carolina Black History Bugle* honors Robert Smalls, the Pilot to Freedom.



Photograph of Robert Smalls courtesy of the Avery Research Center. Illustration of the CSS "Gun-Boat" *Planter*, is from *Harper's Weekly*, June 14, 1862, courtesy of the Avery Research Center.

# GLOSSARY

**"Forty Acres and a Mule"**—The Freedmen's Bureau policy of settling formerly enslaved persons on abandoned/confiscated land and giving the families animals to help them work it. This policy was only enacted in the South Carolina, Georgia, and Florida Low-country.

**Bugle**—A simple, brass instrument typically used to sound military signals

**Collage**—An art technique of putting together various materials not usually associated with each other to create something new

**Congress**—A formal meeting of lawmakers

**Emancipation**—The act of freeing enslaved persons

**Freedmen**—Populations newly freed from slavery after the Civil War

**Manumission**—The release of someone from servitude or slavery; usually done on an individual level


**Reconstruction**—The period between 1865 and 1877 that focused on the rebuilding of the United States torn apart by the Civil War

**Republican Party**—A political party established in Jackson, Mississippi in 1854 to thwart the Kansas-Nebraska Act, which sought to spread slavery throughout the region. Also known as the "Grand Old Party" or GOP, it would win Abraham Lincoln the presidential election of 1860. Republicans, led by Lincoln, would secure the abolition of slavery in 1863. The party was largely comprised of Northern white people, including Christians and businessmen, and free Black people.

**Scrapbook**—An album in which personally important items are mounted and documented

**Slavery**—a condition in which people are the property of someone else and are forced to work without pay or rights





## Suggested Reading List— RECONSTRUCTION

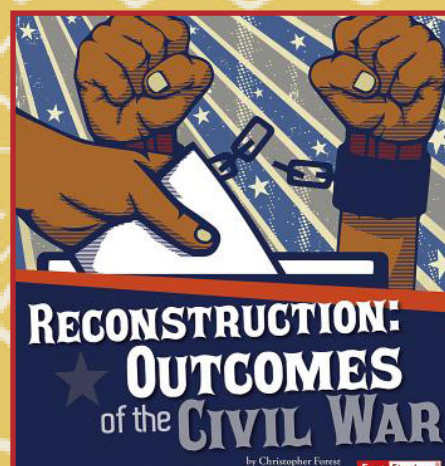

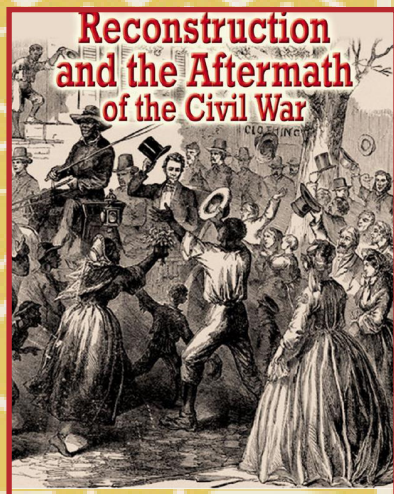

Armstrong, William H. **SOUNDER**.  
New York: Harper and Row, 1969.

Burgan, Michael. **THE RECONSTRUCTION  
AMENDMENTS**. North Mankato, Minnesota:  
Compass Point Books, 2006.

Cocca, Lisa Colozza. **RECONSTRUCTION AND  
THE AFTERMATH OF THE CIVIL WAR**.  
New York: Crabtree Publishing, 2011.

Cooper, Michael L. **FROM SLAVE TO CIVIL  
WAR HERO: THE LIFE AND TIMES OF  
ROBERT SMALLS**. New York: Penguin  
Publishing, 1994.

Wittman, Susan S. **RECONSTRUCTION:  
OUTCOMES OF THE CIVIL WAR**. North  
Mankato: Capstone Press, 2015.



# ONLINE RECONSTRUCTION RESOURCES

## RECONSTRUCTION TIMELINES

40 Reconstruction Era Facts and Timeline for Kids (American Historama, U.S. History for Kids)  
<http://www.american-historama.org/1866-1881-reconstruction-era/reconstruction-era.htm>

<http://www.pbs.org/wnet/historyofus/web07/segment3.html> (Picture History and Educational Broadcasting Corp.)

A Visual Timeline of Reconstruction: 1863–1877 (College of Education, University of Houston)  
<http://www.digitalhistory.uh.edu/exhibits/reconstruction/timeline.html>

Interactive Timelines: Civil War to Reconstruction (Lowcountry Digital History Initiative, College of Charleston)  
[http://ldhi.library.cofc.edu/exhibits/show/after\\_slavery/interactive\\_timelines\\_as](http://ldhi.library.cofc.edu/exhibits/show/after_slavery/interactive_timelines_as)

## RECONSTRUCTION VIDEO

Reconstruction (Excerpt from the PBS documentary, *Freedom: A History of US*)  
<https://www.youtube.com/watch?v=BJLBrDSTgng>.



## BIBLIOGRAPHY

"PROFILE: Freedmen's Bureau" (page 3)

"African American Records: Freedmen's Bureau."  
*National Archives and Records Administration*. National Archives and Records Administration, n.d. Web. 10 Apr. 2015.

"The Freedmen—American Memory Timeline."  
*The Freedmen—American Memory Timeline—Classroom Presentation | Teacher Resources*. Library of Congress, n.d. Web. 10 Apr. 2015.