

Dacusville Middle School

899 Thomas Mill Road
Easley, SC 29640



South Carolina State Report Card

State and federal laws require public schools to release report cards to the public each year. This year, the report card has been updated to reflect changes in reporting directed by the SC Education Oversight Committee. Schools will not be rated for state accountability purposes until Fall 2017 when the state will transition to a single accountability system. The following reports student performance in school year 2014-15.

Grades:	6-8 Middle	Principal:	Wanda B. Tharpe
Enrollment:	348 students	Superintendent:	Dr. Daniel B. Merck
School Phone:	864-397-3525	Board Chair:	Dr. Brian Swords
School Website:	http://www.pickens.k12.sc.us/dms		



Profile of the SC Graduate

World Class Knowledge

- Rigorous standards in language arts and math for career and college readiness
- Multiple languages, science, technology, engineering, mathematics (STEM), arts and social sciences*

World Class Skills

- Creativity and innovation
- Critical thinking and problem solving
- Collaboration and teamwork
- Communication, information, media and technology
- Knowing how to learn

Life and Career Characteristics

- Integrity
- Self-direction
- Global perspective
- Perseverance
- Work ethic
- Interpersonal skills

* 21st Century core courses in Social Sciences include History, Geography, Economics, Government and Civics.

WORLD CLASS SKILLS & LIFE AND CAREER CHARACTERISTICS

Our school is helping all students develop the world class skills and life and career characteristics of the Profile of the Graduate by ...

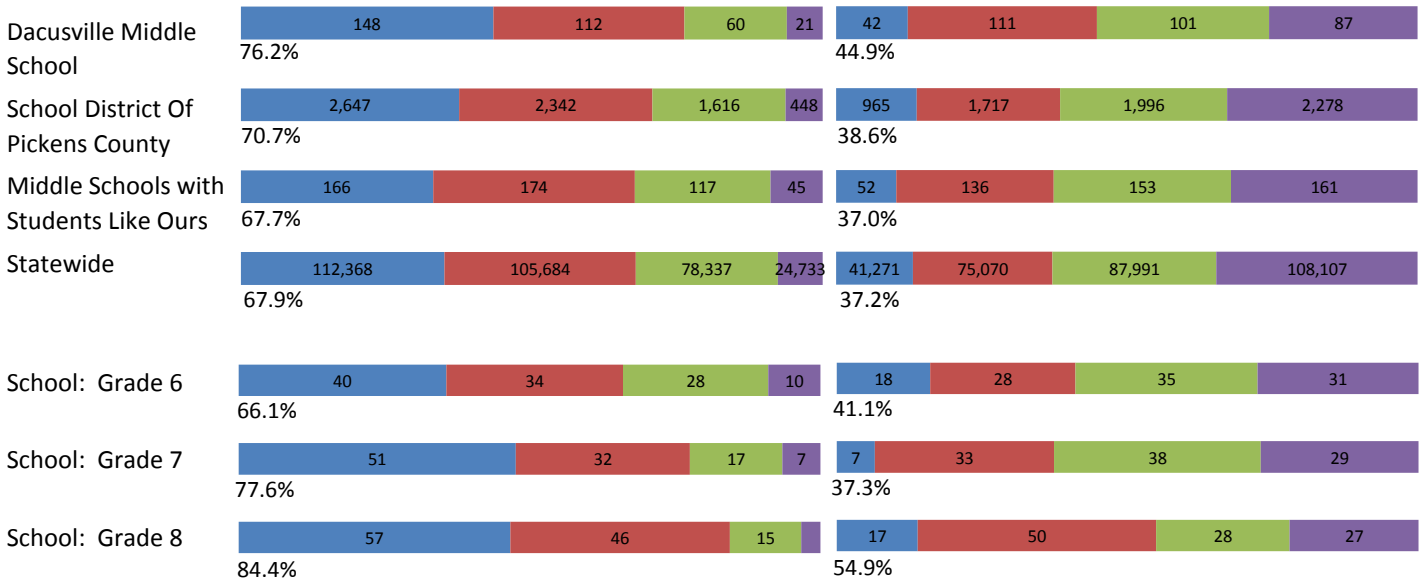
Our school is helping all students develop the world class skills and life and career characteristics of the Profile of the Graduate by... Serving students in grades 6th through 8th with rigorous and relevant course work that will prepare them for the demands and challenges of the 21st Century. As a community school, our students are acknowledged as valuable commodities in today's world by our stakeholders. We strive to equip our students with Life and Career Characteristics through our College and Career Mentoring Program. Our students meet daily with a mentor and work on developing academic soft skills that will help them to be successful students. As well, each student attends quarterly soft skills conferences with mentors to discuss their emerging skills and is encouraged to strengthen the skills they have already established. A College and Career Ready Soft Skills Report is sent home quarterly for input and feedback from parents. Dacusville Middle's innovative approach to expanding and strengthening our academic program resulted with the implementation of a Virtual Learning Lab (VLL). This lab provides interactive and engaging online courses offered by VirtualSC to all Dacusville Middle students. Our students have the opportunity to take numerous courses for high school credit. Dacusville Middle is one of only two middle schools in the state to introduce the use of the Double Robot in a VLL setting. This robot allows for the importance of relationship building between teacher and student while bringing a real-world example of working science to each student. The importance of Service Learning fosters a global perspective that we encourage at Dacusville Middle. Our students have many opportunities to learn about needs and issues in our world. They explore avenues to help and are able to support several projects including The Pickens County Animal Shelter, the St. Baldrick's Foundation, Socks to Soles, Breast Cancer Awareness Foundation, and the local food pantry. This year, through team work and collaboration, our student body was also able to support the grand opening of our local community library through book donations, art donations, and volunteer hours. Creativity and the arts are nurtured in every Dacusville Middle student. Our band and orchestra students participate in county, state, and regional festivals. A large number of our band students participate in high school marching band. Their hard work and perseverance paid off with outstanding scores and honors in conference/state band competitions. Our visual arts students enjoy a rich, project-based program that fosters the infusion of art into daily life. Our students participate in museum showings and competitions. Several students won county and state awards. Art work from our students was used to decorate and design gifts for retired educators from our community at the annual retirement celebration. Dacusville Middle continues to strive for excellence in education. Our practice of benchmark testing, data analysis, common planning, school-level professional development, and continued participation as a Making Middle Grades

KNOWLEDGE

The ACT Aspire assessment was given to students in grades 3-8 in Spring 2015. Students were assessed in the subject areas of Reading, English, Mathematics and Writing

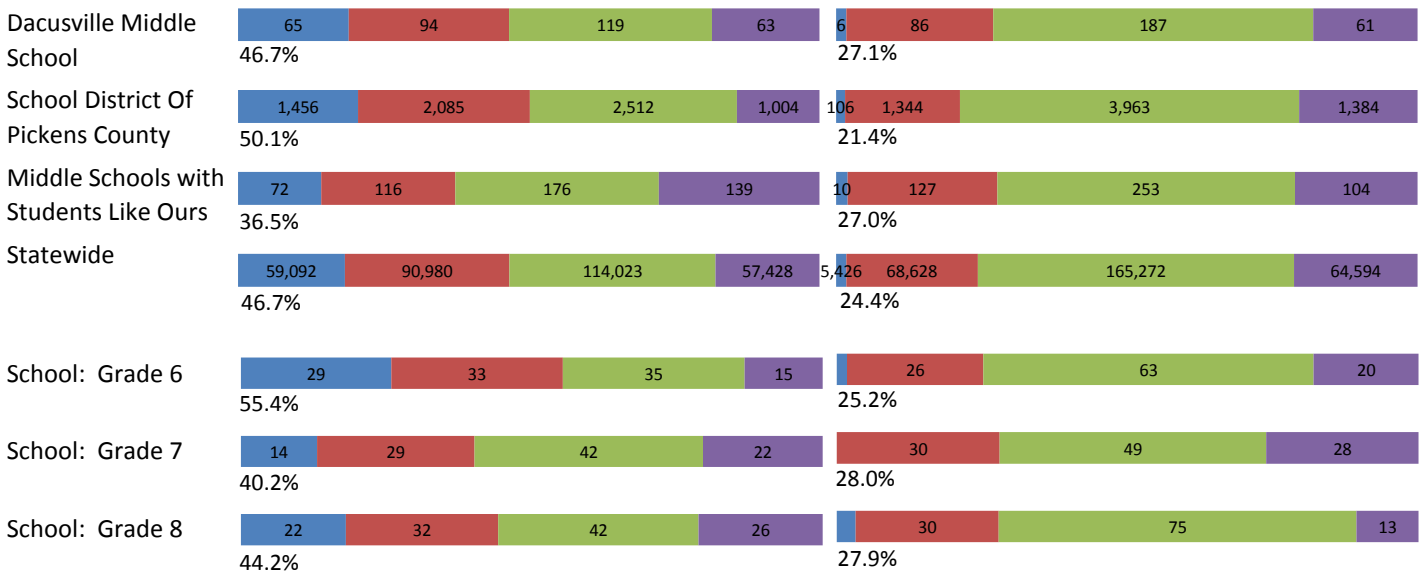
ENGLISH

READING



MATHEMATICS

WRITING



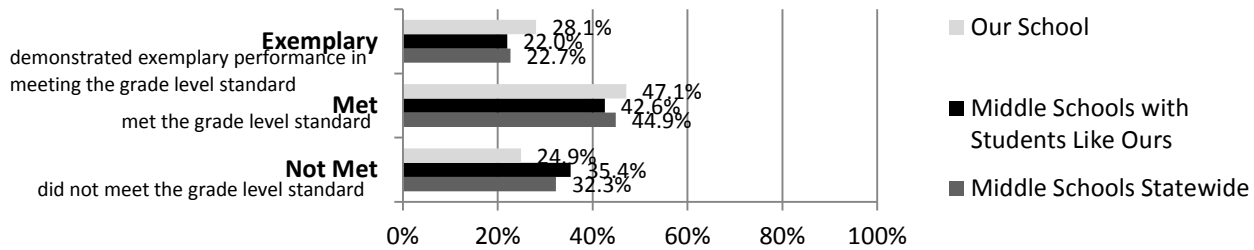
Abbreviations for Missing Data

- N/A-Not Applicable
- N/AV-Not Available
- N/C-Not Collected
- N/R-Not Reported
- I/S-Insufficient Sample

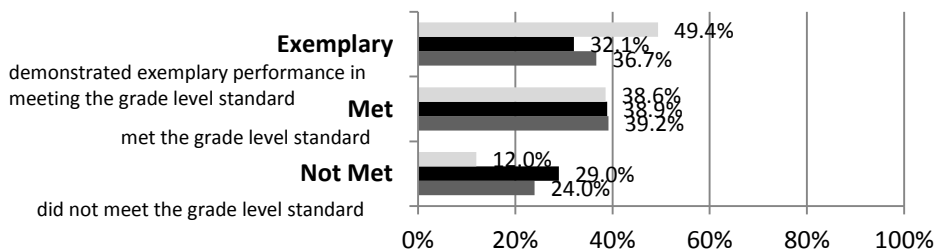
KNOWLEDGE

The SC Palmetto Assessment of State Standards (SCPASS) was given to students in grades 4 - 8 in Spring 2015. Students were assessed in the subject areas of Science and Social Studies.

Science



Social Studies



Science SCPASS

Our School: Percent Met and Above for each grade level		
6th grade	7th grade	8th grade
70.5	77.8	77.0

Social Studies SCPASS

Our School: Percent Met and Above for each grade level		
6th grade	7th grade	8th grade
94.6	79.6	89.3

Note: Results include SC-Alt assessment results.

Exemplary	"Exemplary" : student demonstrated exemplary performance in meeting the grade level standard.
Met	"Met" : student met the grade level standard.
Not Met	"Not Met" : student did not meet the grade level standard.

End of Course Tests

Percent of tests with scores of 70 or above on:	Our School	Middle Schools with Students Like Ours
Algebra 1/Math for the Technologies 2	100.0	96.5
English 1	95.8	94.2
Biology 1	N/A	75.9
US History and the Constitution	N/A	43.8
All Subjects	97.6	94.7

Middle Schools with Students Like Ours are middle schools with poverty indices of no more than 5% above or below the index for the school.

Abbreviations for Missing Data

N/A-Not Applicable N/AV-Not Available N/C-Not Collected N/R-Not Reported I/S-Insufficient Sample

OPPORTUNITIES

	Our School	Change from Last Year	Middle Schools with students like ours
Students (n = 348)			
Percent of students participating in Medicaid, SNAP, or TANF; homeless, foster, or migrant students (poverty index)	72.6	Down from 74.2%	N/A
Percent of students (grade 7 & 8) enrolled in HS credit courses	58.1	Down from 81.5%	23.1
Attendance Rate	95.2	Down from 95.9%	95.2
With disabilities	11.6	Down from 13.2%	13.8
Out of school suspensions or expulsions for violent and/or criminal offenses	1.7	Up from 0.6%	0.8
Percentage of students served by gifted and talented programs	33.1	Up from 28.6%	20.5
Percentage of students retained	0.0	No change	0.6
Annual dropout rate	0.0	No change	0.0
Teachers (n = 24)			
Percentage of teachers with advanced degrees	79.2	Up from 72.0%	59.0
Percentage of teachers on continuing contract	91.7	Up from 84.0%	79.8
Teachers returning from previous year	88.9	Up from 85.9%	87.3
Teacher attendance rate	95.8	Up from 95.7%	94.7
Average teacher salary*	\$50,169	Up 0.8%	\$47,537
Professional development days / teacher	14.3 days	Up from 12.4 days	11.1 days
Percentage of teacher vacancies for more than 9 weeks	0.0	N/A	0.6
School			
Principal's years at school	2.0	Up from 1.0	6.0
Student-teacher ratio in core subjects	22.7 to 1	Down from 23.0 to 1	21.7 to 1
Prime instructional time	88.7	Down from 90.1%	88.6
Opportunities in the arts	Good	No change	Good
Opportunities in foreign languages	Good	N/A	Poor
AdvancEd (SACS) accreditation	Yes	No change	Yes
Parents attending conferences	53.8	Down from 79.8%	99.7
Character development program	Good	Down from Excellent	Good
Avg. age of books / electronic media in the school library	19.0	N/A	15.2
Number of resources available per student in the school library media center	20.8	N/A	23.3
Bandwidth capacity per student	<25 Mbps	N/C	N/A
Percent of classrooms with wireless access	76-100%	N/C	N/A
District-issued learning devices per student	0.4	N/C	0.9
District-issued technology devices per teacher	1.3	N/C	1.9
Percentage of classes not taught by highly qualified teachers	0.0	No change	3.0
Dollars spent per pupil**	\$8,104	Up 0.9%	\$7,838
Percent of expenditures for instruction**	55.7	Up from 54.4%	61.8
Percent of expenditures for teachers' salaries**	58.3	Up from 55.0%	62.9

* Includes current year teachers contracted for 190 days or more.

** Prior year audited financial data are reported.

Abbreviations for Missing Data

N/A-Not Applicable

N/AV-Not Available

N/C-Not Collected

N/R-Not Reported

I/S-Insufficient Sample

OPPORTUNITIES**Evaluations by Teachers, Students, and Parents****Evaluations by Teachers, Students, and Parents**

	Teachers	Students*	Parents*
Number of surveys returned	32	106	69
Percent satisfied with learning environment	96.9	87.7	88.4
Percent satisfied with social and physical environment	100.1	82.4	92.8
Percent satisfied with school-home relations	90.7	91.3	57.9

* Only students at the highest middle school grade and their parents were included.

State Ratings History of School

Year	Absolute Rating	Growth Rating
2014	Good	Average
2013	Good	Average
2012	Good	Excellent

Based on state law, schools will not be rated for state accountability purposes until Fall 2017.

Additional Resources

SC State Content Standards
[Family-Friendly Guides to the SC Content Standards](#)
[2014-15 Accountability Manual](#)
[Report Card Data Files](#)
[ESEA Data Files](#)

Abbreviations for Missing Data

N/A-Not Applicable

N/AV-Not Available

N/C-Not Collected

N/R-Not Reported

I/S-Insufficient Sample