

Lexington Middle School

702 N. Lake Drive
Lexington, SC 29072



South Carolina State Report Card

State and federal laws require public schools to release report cards to the public each year. This year, the report card has been updated to reflect changes in reporting directed by the SC Education Oversight Committee. Schools will not be rated for state accountability purposes until Fall 2017 when the state will transition to a single accountability system. The following reports student performance in school year 2014-15.

| | | | |
|------------------------|---|------------------------|-----------------------|
| Grades: | 6-8 Middle | Principal: | Ryan Pool |
| Enrollment: | 817 students | Superintendent: | Dr. Karen C. Woodward |
| School Phone: | 803-821-3700 | Board Chair: | Debra L. Knight |
| School Website: | http://lms.lexington1.net:8020/ | | |



Profile of the SC Graduate

World Class Knowledge

- Rigorous standards in language arts and math for career and college readiness
- Multiple languages, science, technology, engineering, mathematics (STEM), arts and social sciences*

World Class Skills

- Creativity and innovation
- Critical thinking and problem solving
- Collaboration and teamwork
- Communication, information, media and technology
- Knowing how to learn

Life and Career Characteristics

- Integrity
- Self-direction
- Global perspective
- Perseverance
- Work ethic
- Interpersonal skills

* 21st Century core courses in Social Sciences include History, Geography, Economics, Government and Civics.

WORLD CLASS SKILLS & LIFE AND CAREER CHARACTERISTICS

Our school is helping all students develop the world class skills and life and career characteristics of the Profile of the Graduate by ...

Lexington Middle School is helping all students develop the world-class skills and life and career characteristics of the Profile of the South Carolina Graduate through rigorous, engaging academic experiences that develop 21st century competencies to prepare our students for college and careers. We focused this year on exploration through inquiry. As students took the lead, they excelled in all aspects of the profile of the South Carolina graduate. We are proud of their accomplishments and excited to prepare them for a future without limits.

World-Class Skills: World-class skills empower students to overcome obstacles to their success. In innovative classes such as "Global Connections" and "Digital Design," we teach students to collaborate, problem solve, communicate and advocate an informed position. All students take part in process-driven learning experiences and reflective exercises. We utilize these experiences to address gaps in achievement, and to engage all learners in critical thinking, creativity, collaboration and communication.

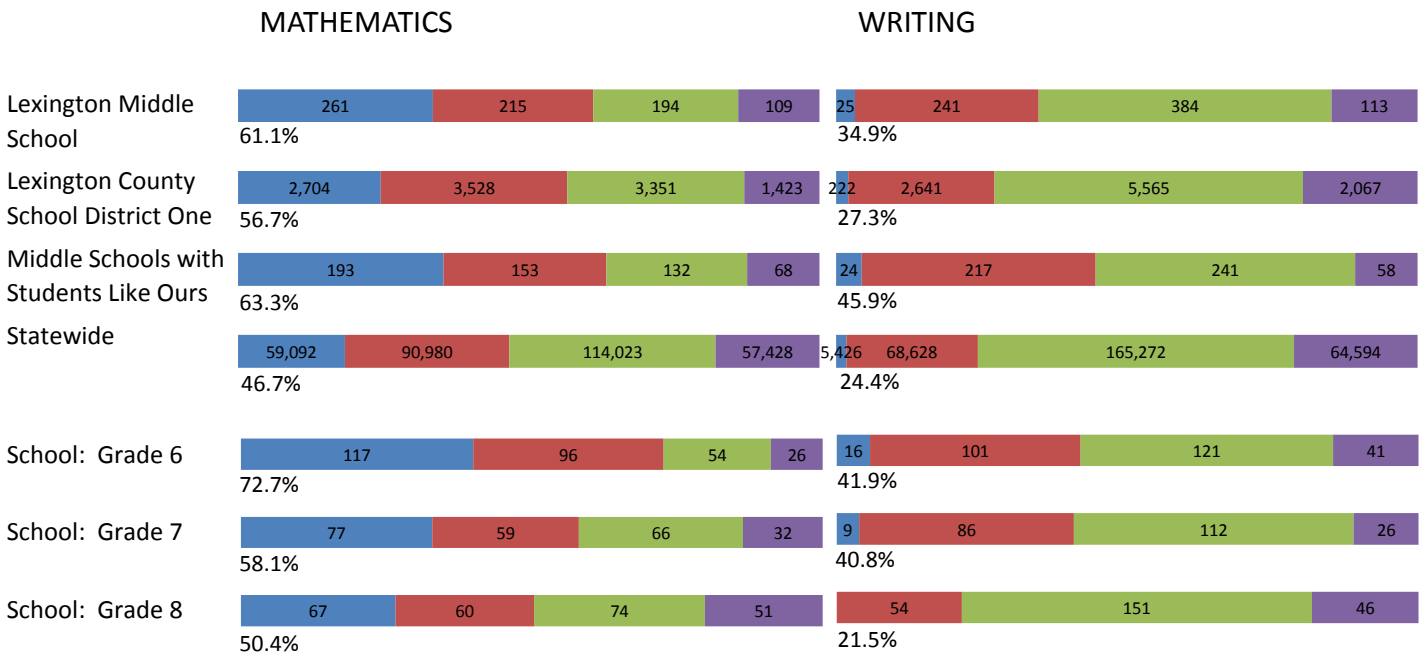
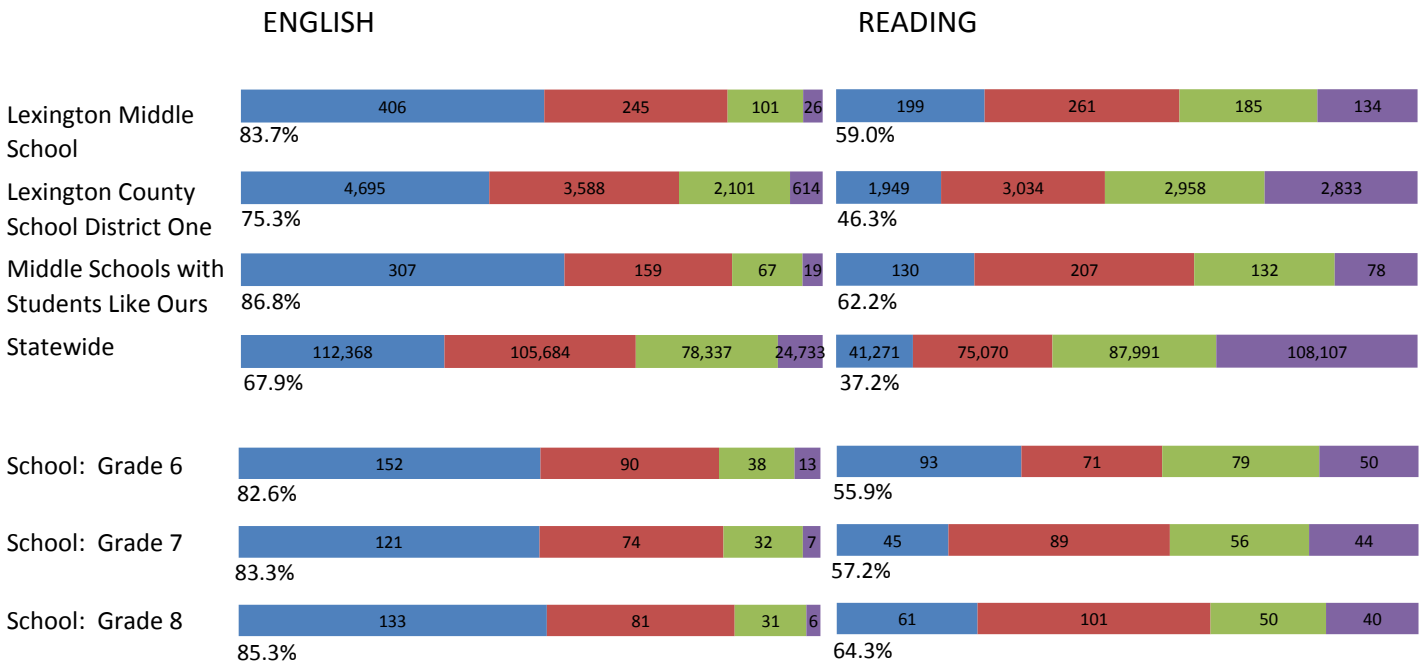
Life and Career Characteristics: Through a comprehensive counseling program, monthly "Leadership Days," a rich extracurricular and service platform, LMS students develop the life and career characteristics of the 21st century graduate. We teach the International Baccalaureate's "Approaches to Learning" matrix in conjunction with career and character education. Our students receive daily academic enrichment and fLex Time, an innovative incentive program exposing students to independent, flexible learning. Integrity, self-direction and work ethics are central to the fLex program, allowing students to experience the rewards and difficulties that accompany independence. Our IB approach emphasizes perseverance, growth mindset and global perspective.

World-Class Knowledge: Our school adopted a new mission this year, "inspiring, preparing and empowering our students to make their world a better place." Our students acquire world-class knowledge through International Baccalaureate interdisciplinary units. Recognition through programs such as Junior Scholars and Duke TIP showcases our students' accomplishments. We celebrate a tradition as one of our state's highest performing middle schools.

The profile of the South Carolina graduate is alive at LMS. Through both individual effort and systematic teamwork, our welcome role is to support our students on their journey to excellence. We are proud that our students are trailblazers, bound for transforming South Carolina.

KNOWLEDGE

The ACT Aspire assessment was given to students in grades 3-8 in Spring 2015. Students were assessed in the subject areas of Reading, English, Mathematics and Writing



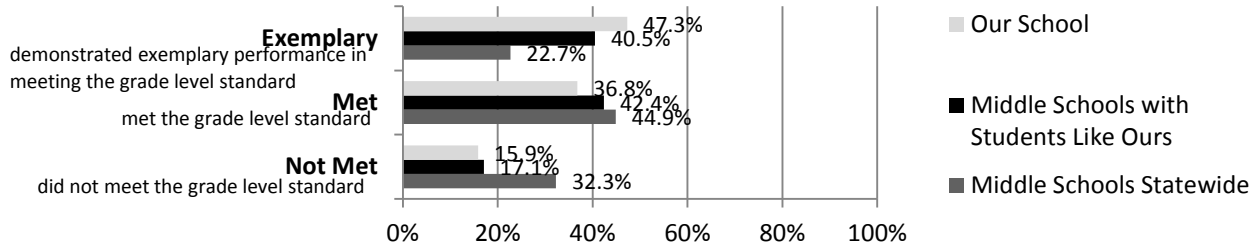
Abbreviations for Missing Data

- N/A-Not Applicable
- N/AV-Not Available
- N/C-Not Collected
- N/R-Not Reported
- I/S-Insufficient Sample

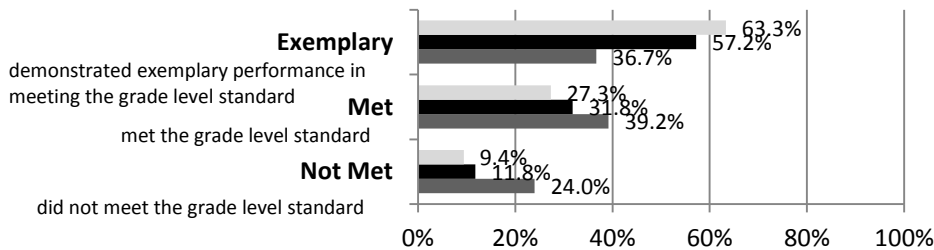
KNOWLEDGE

The SC Palmetto Assessment of State Standards (SCPASS) was given to students in grades 4 - 8 in Spring 2015. Students were assessed in the subject areas of Science and Social Studies.

Science



Social Studies



| Science SCPASS | | |
|--|-----------|-----------|
| Our School: Percent Met and Above for each grade level | | |
| 6th grade | 7th grade | 8th grade |
| 85.0 | 85.9 | 81.3 |
| Social Studies SCPASS | | |
| Our School: Percent Met and Above for each grade level | | |
| 6th grade | 7th grade | 8th grade |
| 91.8 | 87.2 | 92.5 |

Note: Results include SC-Alt assessment results.

| | |
|-----------|--|
| Exemplary | "Exemplary" : student demonstrated exemplary performance in meeting the grade level standard. |
| Met | "Met" : student met the grade level standard. |
| Not Met | "Not Met" : student did not meet the grade level standard. |

| End of Course Tests | | |
|---|------------|--|
| Percent of tests with scores of 70 or above on: | Our School | Middle Schools with Students Like Ours |
| Algebra 1/Math for the Technologies 2 | 99.3 | 99.1 |
| English 1 | 97.3 | 93.9 |
| Biology 1 | N/A | 89.1 |
| US History and the Constitution | N/A | 83.3 |
| All Subjects | 98.2 | 97.5 |

Middle Schools with Students Like Ours are middle schools with poverty indices of no more than 5% above or below the index for the school.

Abbreviations for Missing Data

N/A-Not Applicable N/AV-Not Available N/C-Not Collected N/R-Not Reported I/S-Insufficient Sample

OPPORTUNITIES

| | Our School | Change from Last Year | Middle Schools with students like ours |
|---|------------|-----------------------|--|
| Students (n = 817) | | | |
| Percent of students participating in Medicaid, SNAP, or TANF; homeless, foster, or migrant students (poverty index) | 34.5 | Down from 35.6% | N/A |
| Percent of students (grade 7 & 8) enrolled in HS credit courses | 41.2 | Up from 33.2% | 41.1 |
| Attendance Rate | 95.8 | Down from 96.2% | 96.1 |
| With disabilities | 11.7 | Up from 9.4% | 8.3 |
| Out of school suspensions or expulsions for violent and/or criminal offenses | 2.1 | Up from 1.7% | 0.4 |
| Percentage of students served by gifted and talented programs | 39.0 | Down from 41.4% | 38.0 |
| Percentage of students retained | 0.2 | Down from 0.6% | 0.2 |
| Annual dropout rate | 0.0 | No change | 0.0 |
| Teachers (n = 63) | | | |
| Percentage of teachers with advanced degrees | 63.5 | Up from 59.7% | 58.6 |
| Percentage of teachers on continuing contract | 84.1 | Down from 90.3% | 75.9 |
| Teachers returning from previous year | 79.4 | Up from 76.0% | 88.2 |
| Teacher attendance rate | 95.9 | Up from 95.8% | 95.4 |
| Average teacher salary* | \$50,573 | Up 1.8% | \$47,962 |
| Professional development days / teacher | 16.2 days | Up from 14.6 days | 7.9 days |
| Percentage of teacher vacancies for more than 9 weeks | 0.0 | N/A | 1.2 |
| School | | | |
| Principal's years at school | 3.0 | Up from 2.0 | 2.0 |
| Student-teacher ratio in core subjects | 25.5 to 1 | Up from 24.8 to 1 | 21.3 to 1 |
| Prime instructional time | 90.2 | Down from 90.7% | 90.7 |
| Opportunities in the arts | Excellent | No change | Excellent |
| Opportunities in foreign languages | Excellent | N/A | Poor |
| AdvancEd (SACS) accreditation | Yes | No change | Yes |
| Parents attending conferences | 100.0 | Up from 99.4% | 99.7 |
| Character development program | Excellent | No change | Good |
| Avg. age of books / electronic media in the school library | 13.0 | N/A | 12.8 |
| Number of resources available per student in the school library media center | 15.2 | N/A | 18.0 |
| Bandwidth capacity per student | >100 Mbps | N/C | N/A |
| Percent of classrooms with wireless access | 76-100% | N/C | N/A |
| District-issued learning devices per student | 1.2 | N/C | 2.1 |
| District-issued technology devices per teacher | 2.3 | N/C | 1.8 |
| Percentage of classes not taught by highly qualified teachers | 0.0 | Down from 0.8% | 7.9 |
| Dollars spent per pupil** | \$9,244 | Up 8.5% | \$8,506 |
| Percent of expenditures for instruction** | 66.5 | No change | 63.0 |
| Percent of expenditures for teachers' salaries** | 68.3 | Up from 67.5% | 65.1 |

* Includes current year teachers contracted for 190 days or more.

** Prior year audited financial data are reported.

Abbreviations for Missing Data

N/A-Not Applicable

N/AV-Not Available

N/C-Not Collected

N/R-Not Reported

I/S-Insufficient Sample

OPPORTUNITIES**Evaluations by Teachers, Students, and Parents****Evaluations by Teachers, Students, and Parents**

| | Teachers | Students* | Parents* |
|--|-----------------|------------------|-----------------|
| Number of surveys returned | 46 | 226 | 88 |
| Percent satisfied with learning environment | 97.8 | 82.3 | 94.4 |
| Percent satisfied with social and physical environment | 97.8 | 82.4 | 90.8 |
| Percent satisfied with school-home relations | 100.0 | 89.3 | 80.9 |

* Only students at the highest middle school grade and their parents were included.

State Ratings History of School

| Year | Absolute Rating | Growth Rating |
|-------------|------------------------|----------------------|
| 2014 | Excellent | Excellent |
| 2013 | Excellent | Good |
| 2012 | Excellent | Excellent |

Based on state law, schools will not be rated for state accountability purposes until Fall 2017.

Additional Resources

SC State Content Standards
[Family-Friendly Guides to the SC Content Standards](#)
[2014-15 Accountability Manual](#)
[Report Card Data Files](#)
[ESEA Data Files](#)

Abbreviations for Missing Data

N/A-Not Applicable

N/AV-Not Available

N/C-Not Collected

N/R-Not Reported

I/S-Insufficient Sample