

## North Central Middle School

805 Keys Lane  
Kershaw, SC 29067



# South Carolina State Report Card

State and federal laws require public schools to release report cards to the public each year. This year, the report card has been updated to reflect changes in reporting directed by the SC Education Oversight Committee. Schools will not be rated for state accountability purposes until Fall 2017 when the state will transition to a single accountability system. The following reports student performance in school year 2014-15.

<b>Grades:</b>	6-8 Middle	<b>Principal:</b>	Burch Richardson
<b>Enrollment:</b>	350 students	<b>Superintendent:</b>	Frank E. Morgan, Ed.D.
<b>School Phone:</b>	803-424-2740	<b>Board Chair:</b>	Ron Blackmon
<b>School Website:</b>	<a href="http://ncm.kcsdschools.com/">http://ncm.kcsdschools.com/</a>		



### Profile of the SC Graduate

#### World Class Knowledge

- Rigorous standards in language arts and math for career and college readiness
- Multiple languages, science, technology, engineering, mathematics (STEM), arts and social sciences\*

#### World Class Skills

- Creativity and innovation
- Critical thinking and problem solving
- Collaboration and teamwork
- Communication, information, media and technology
- Knowing how to learn

#### Life and Career Characteristics

- Integrity
- Self-direction
- Global perspective
- Perseverance
- Work ethic
- Interpersonal skills

### WORLD CLASS SKILLS & LIFE AND CAREER CHARACTERISTICS

*Our school is helping all students develop the world class skills and life and career characteristics of the Profile of the Graduate by ...*

North Central Middle School is helping all students develop the world class skills and life and career characteristics of the Profile of the Graduate by providing a safe, structured, and nurturing environment that encourages excellence in achievement. We offer a challenging, relevant, and standards-driven curriculum supported by a highly effective and efficient faculty and staff. We provide this educational environment by following our school mission of forming a “partnership with the home and community to develop successful and responsible students by providing a positive, challenging, and safe environment in which to learn.” We demonstrate this mission daily by challenging our students with best practices to reach their full potential and by continuous professional development of our teachers. Our teachers use the professional development knowledge of “Literacy across the Curriculum” to provide creative, innovative lessons which incorporate critical thinking and problem solving in the students’ educational journey which gives them “World Class Skills” that will allow them to collaborate and work as a team. Through the use of technology, our teachers demonstrate to the students how to learn, how to communicate and how to gather information that will allow them to compete on a global scale. All of our students are challenged with rigorous language arts, math, science, social sciences and arts standards that allow them to gain a “World Class Knowledge” as they prepare for career and college. Students are provided with the opportunity to acquire three high school credits while in middle school by taking English I, Algebra I and Spanish I. Our Intervention Lab allows for at risk students to acquire the much needed skills to be successful and to allow students that need to be challenged, the opportunity to go beyond the curriculum. North Central Middle School prides itself on developing the whole “Patriot Student” that goes beyond academic achievement. Through our embedded character education program, our students develop the life and leadership skills that will help ensure success in life. Through our PRIDE Program (Preparation, Respect, Integrity, Determination, Enthusiasm), our students have the opportunity to learn life and career skills for their future. The Positive Behavior Interventions and Support (PBIS) program rewards students for displaying these attributes that enhance their interpersonal skills. Mr. David Pollock, Chair of the School Improvement Council Dr. Burch Richardson, Principal – North Central Middle School

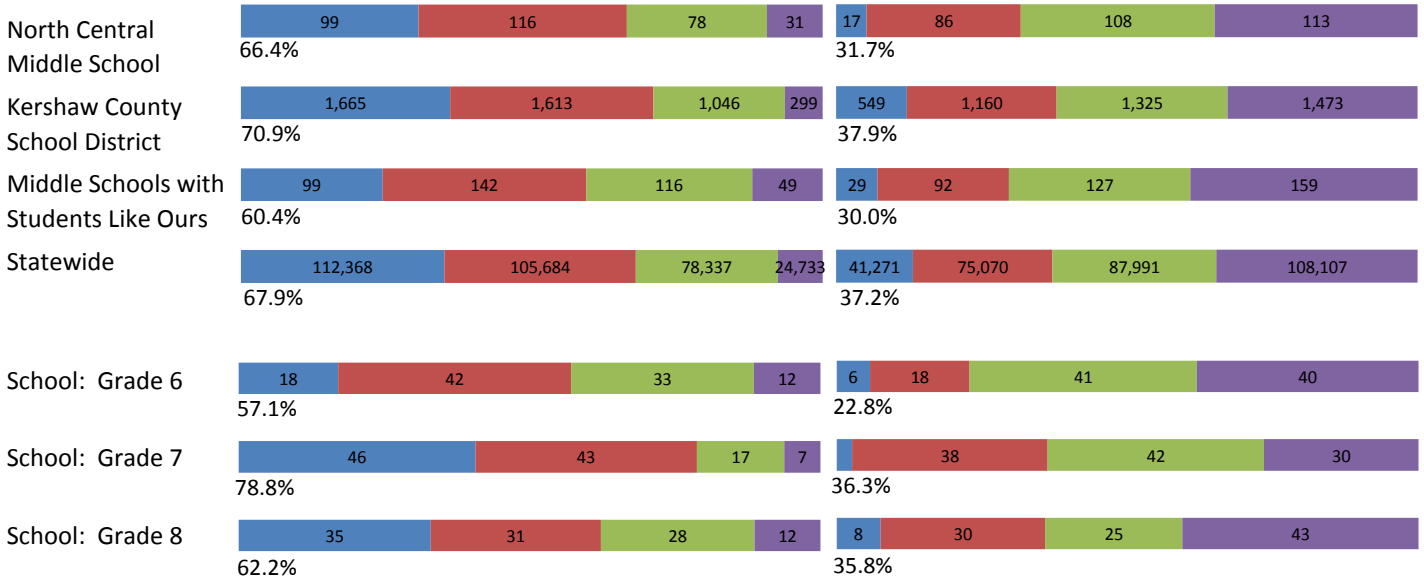
\* 21st Century core courses in Social Sciences include History, Geography, Economics, Government and Civics.

**KNOWLEDGE**

The ACT Aspire assessment was given to students in grades 3-8 in Spring 2015. Students were assessed in the subject areas of Reading, English, Mathematics and Writing

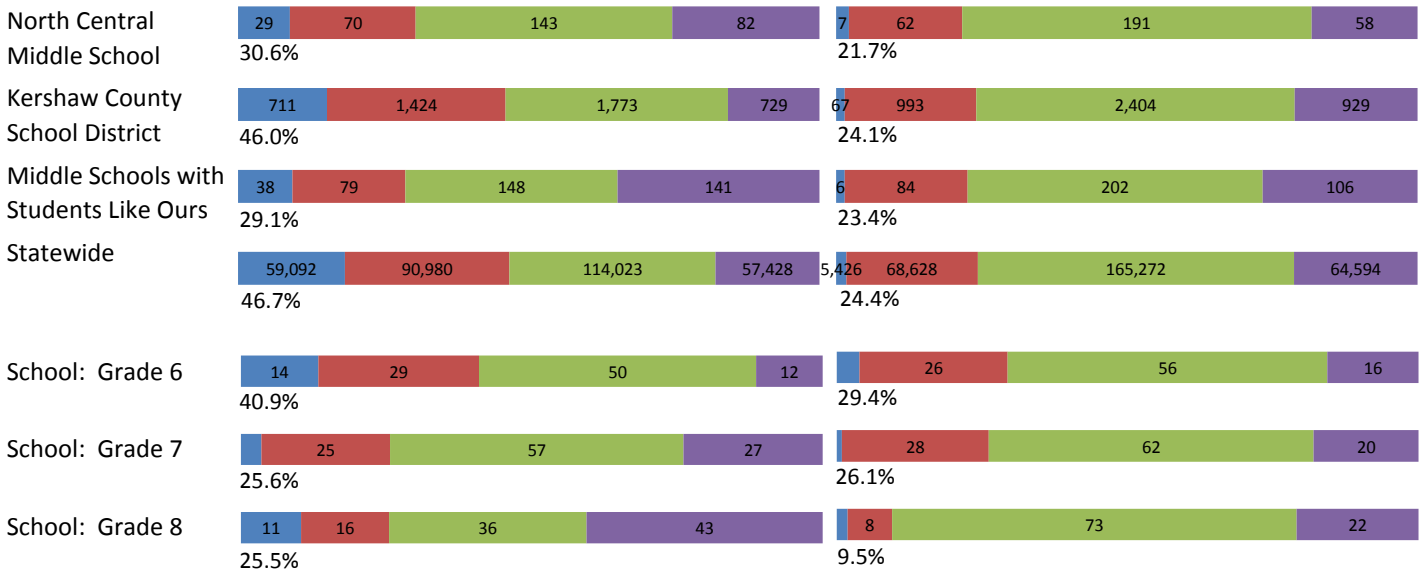
**ENGLISH**

**READING**



**MATHEMATICS**

**WRITING**



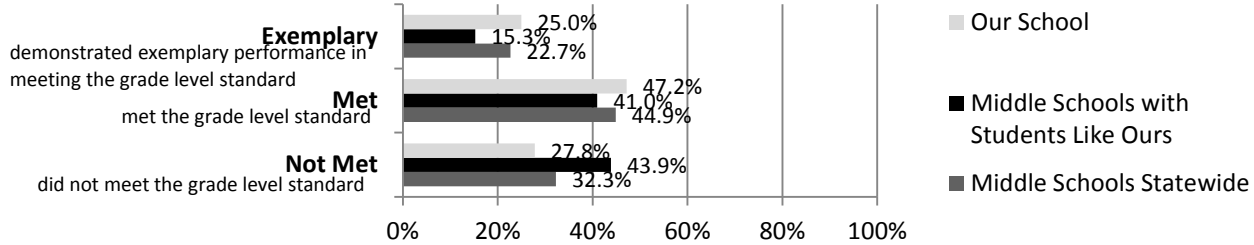
Abbreviations for Missing Data

N/A-Not Applicable    N/AV-Not Available    N/C-Not Collected    N/R-Not Reported    I/S-Insufficient Sample

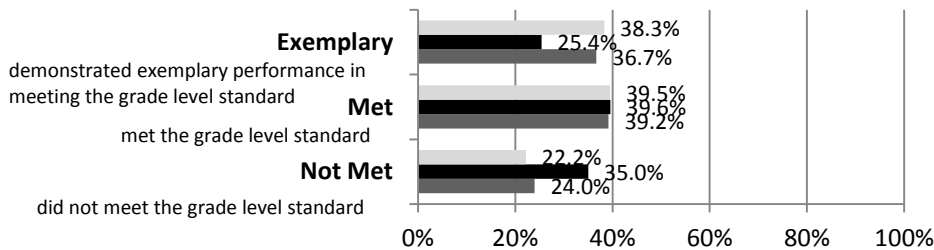
**KNOWLEDGE**

The SC Palmetto Assessment of State Standards (SCPASS) was given to students in grades 4 - 8 in Spring 2015. Students were assessed in the subject areas of Science and Social Studies.

**Science**



**Social Studies**



**Science SCPASS**

Our School: Percent Met and Above for each grade level		
6th grade	7th grade	8th grade
66.7	82.3	67.0

**Social Studies SCPASS**

Our School: Percent Met and Above for each grade level		
6th grade	7th grade	8th grade
86.7	69.0	78.3

Note: Results include SC-Alt assessment results.

Exemplary	<b>"Exemplary"</b> : student demonstrated exemplary performance in meeting the grade level standard.
Met	<b>"Met"</b> : student met the grade level standard.
Not Met	<b>"Not Met"</b> : student did not meet the grade level standard.

**End of Course Tests**

Percent of tests with scores of 70 or above on:	Our School	Middle Schools with Students Like Ours
Algebra 1/Math for the Technologies 2	100.0	95.6
English 1	100	91.8
Biology 1	N/A	55.3
US History and the Constitution	N/A	56
All Subjects	100.0	93.3

Middle Schools with Students Like Ours are middle schools with poverty indices of no more than 5% above or below the index for the school.

Abbreviations for Missing Data

N/A-Not Applicable    N/AV-Not Available    N/C-Not Collected    N/R-Not Reported    I/S-Insufficient Sample

**OPPORTUNITIES**

	Our School	Change from Last Year	Middle Schools with students like ours
<b>Students (n = 350)</b>			
Percent of students participating in Medicaid, SNAP, or TANF; homeless, foster, or migrant students (poverty index)	83.1	Down from 90.8%	N/A
Percent of students (grade 7 & 8) enrolled in HS credit courses	10.8	Down from 17.2%	21.8
Attendance Rate	95.8	Down from 95.9%	94.9
With disabilities	15.2	Down from 20.1%	15.3
Out of school suspensions or expulsions for violent and/or criminal offenses	1.1	Up from 0.6%	0.7
Percentage of students served by gifted and talented programs	16.9	Down from 17.3%	15.9
Percentage of students retained	0.6	Down from 1.4%	0.8
Annual dropout rate	0.0	No change	0.0
<b>Teachers (n = 27)</b>			
Percentage of teachers with advanced degrees	66.7	Down from 75.0%	57.6
Percentage of teachers on continuing contract	70.4	Down from 75.0%	72.0
Teachers returning from previous year	90.7	Down from 92.0%	84.2
Teacher attendance rate	96.5	Up from 95.9%	94.7
Average teacher salary*	\$46,311	Up 1.2%	\$46,433
Professional development days / teacher	11.6 days	Up from 10.6 days	10.9 days
Percentage of teacher vacancies for more than 9 weeks	3.4	N/A	0.6
<b>School</b>			
Principal's years at school	11.0	Up from 10.0	4.0
Student-teacher ratio in core subjects	17.2 to 1	Down from 18.2 to 1	20.7 to 1
Prime instructional time	91.7	Up from 91.2%	88.3
Opportunities in the arts	Excellent	Up from Good	Good
Opportunities in foreign languages	Poor	N/A	Poor
AdvancEd (SACS) accreditation	Yes	No change	Yes
Parents attending conferences	91.1	Down from 94.7%	99.0
Character development program	Good	Down from Excellent	Good
Avg. age of books / electronic media in the school library	10.0	N/A	14.8
Number of resources available per student in the school library media center	16.7	N/A	23.8
Bandwidth capacity per student	<25 Mbps	N/C	N/A
Percent of classrooms with wireless access	76-100%	N/C	N/A
District-issued learning devices per student	1.0	N/C	0.7
District-issued technology devices per teacher	3.7	N/C	2.0
Percentage of classes not taught by highly qualified teachers	16.8	Down from 17.1%	5.3
Dollars spent per pupil**	\$9,063	Up 4.1%	\$8,027
Percent of expenditures for instruction**	63.9	Up from 63.5%	61.7
Percent of expenditures for teachers' salaries**	65.8	Up from 65.0%	62.5

\* Includes current year teachers contracted for 190 days or more.

\*\* Prior year audited financial data are reported.

## Abbreviations for Missing Data

N/A-Not Applicable

N/AV-Not Available

N/C-Not Collected

N/R-Not Reported

I/S-Insufficient Sample

**OPPORTUNITIES****Evaluations by Teachers, Students, and Parents****Evaluations by Teachers, Students, and Parents**

	<b>Teachers</b>	<b>Students*</b>	<b>Parents*</b>
Number of surveys returned	33	96	35
Percent satisfied with learning environment	96.9	92.7	97.2
Percent satisfied with social and physical environment	97.0	91.7	91.4
Percent satisfied with school-home relations	87.9	92.8	80.0

\* Only students at the highest middle school grade and their parents were included.

**State Ratings History of School**

<b>Year</b>	<b>Absolute Rating</b>	<b>Growth Rating</b>
2014	Average	Average
2013	Good	Good
2012	Good	Good

Based on state law, schools will not be rated for state accountability purposes until Fall 2017.

**Additional Resources**

SC State Content Standards  
[Family-Friendly Guides to the SC Content Standards](#)  
[2014-15 Accountability Manual](#)  
[Report Card Data Files](#)  
[ESEA Data Files](#)

## Abbreviations for Missing Data

N/A-Not Applicable

N/AV-Not Available

N/C-Not Collected

N/R-Not Reported

I/S-Insufficient Sample