



State and federal laws require public schools to release report cards to the public each year. This year, the report card has been updated to reflect changes in reporting directed by the SC Education Oversight Committee. Schools will not be rated for state accountability purposes until Fall 2017 when the state will transition to a single accountability system. The following reports student performance in school year 2014-15.

Grades:	6-8 Middle	Principal:	Latonia Copeland
Enrollment:	533 students	Superintendent:	Mr. W. Burke Royster
School Phone:	864-355-6400	Board Chair:	Mrs. Lisa Wells
School Website:	http://www.greenville.k12.sc.us/lakeview/index.asp		



Profile of the SC Graduate

World Class Knowledge

- Rigorous standards in language arts and math for career and college readiness
- Multiple languages, science, technology, engineering, mathematics (STEM), arts and social sciences*

World Class Skills

- Creativity and innovation
- Critical thinking and problem solving
- Collaboration and teamwork
- Communication, information, media and technology
- Knowing how to learn

Life and Career Characteristics

- Integrity
- Self-direction
- Global perspective
- Perseverance
- Work ethic
- Interpersonal skills

* 21st Century core courses in Social Sciences include History, Geography, Economics, Government and Civics.

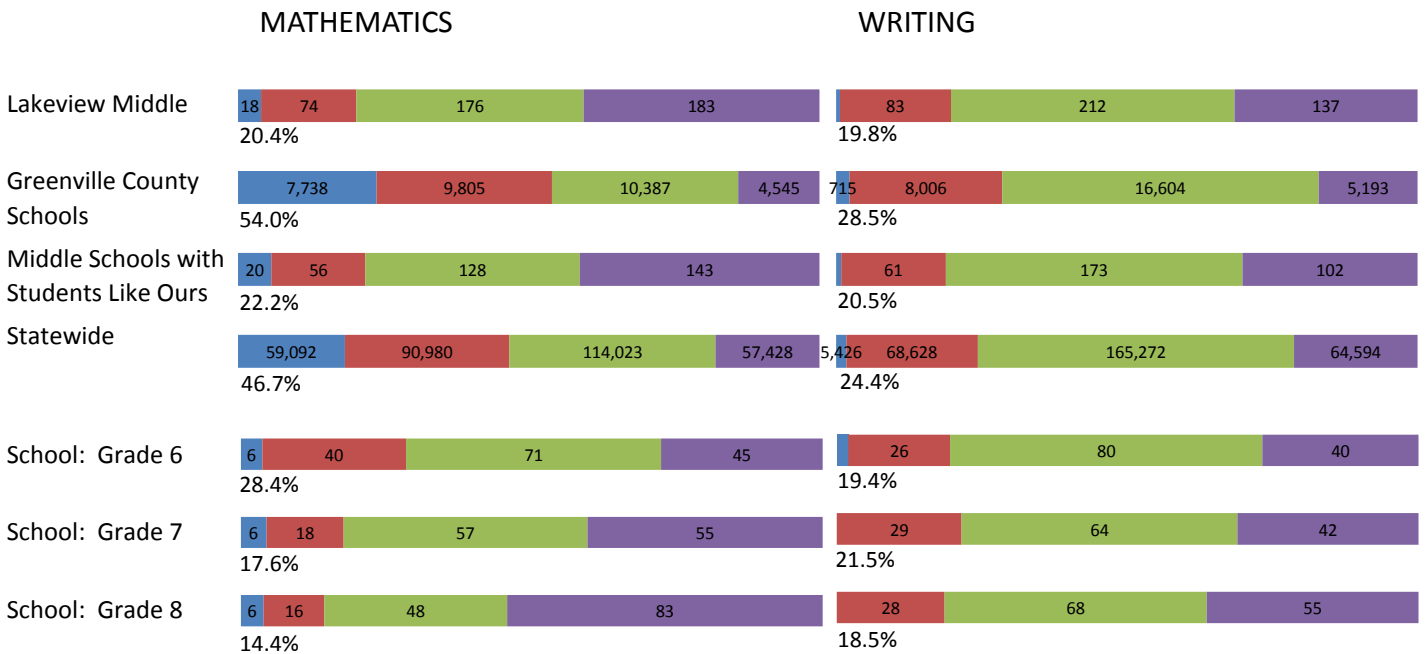
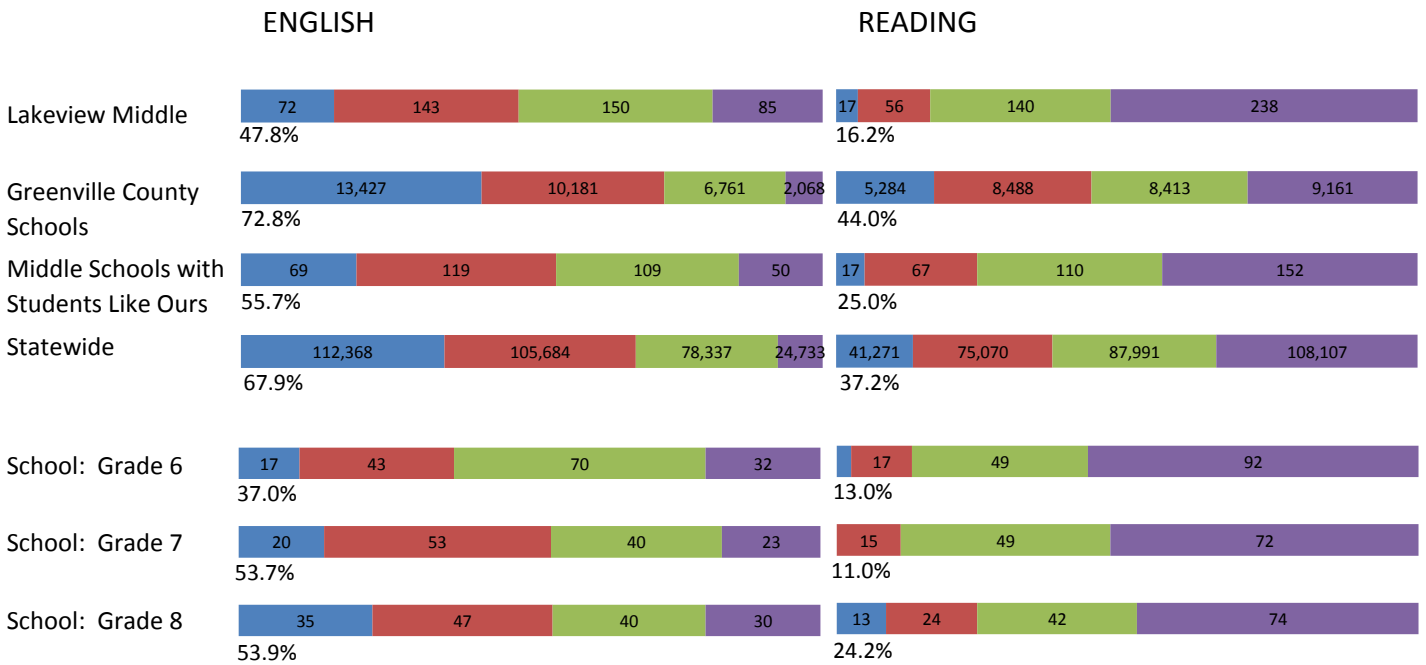
WORLD CLASS SKILLS & LIFE AND CAREER CHARACTERISTICS

Our school is helping all students develop the world class skills and life and career characteristics of the Profile of the Graduate by ...

Lakeview Middle School (LMS) is a great school with great potential! We value team work because we understand that together, everyone accomplishes more. We are located in an urban area between Furman University and downtown Greenville. Our school population consists of approximately 550 students. Our mission here, at Lakeview, is to create and maintain productive relationships with our students by expecting and inspiring our learners to be competitive, critical thinkers who are prepared to experience academic and lifelong success. We strive for excellence for the sake of our school and community. It is our priority to build strong relationships with parents and community members, to ensure that the students of Lakeview Middle School experiences success in all areas. To guarantee the success of all our students, our school offers a vast array of advanced and honors level classes to challenge our students. Our curriculum offers courses for high school credit to include Spanish 1, English 1 Honors, and Algebra 1 Honors. Recent awards earned by our students include the 2014 Boys Soccer Championship, 2012 Runner UP Boys Soccer, a score of Excellent in the SCMEA Concert Festival, and The National Beta Club School of Distinction for the 2013-2014 school year. The administration and staff and LMS will strive to be the example of excellence that we expect of our students. Here at Lakeview, we are a Team because Together, Everyone, Accomplishes, More. Mrs. Latonia Copeland, Principal Ms. Donna Perez, School Improvement Chairmen

KNOWLEDGE

The ACT Aspire assessment was given to students in grades 3-8 in Spring 2015. Students were assessed in the subject areas of Reading, English, Mathematics and Writing



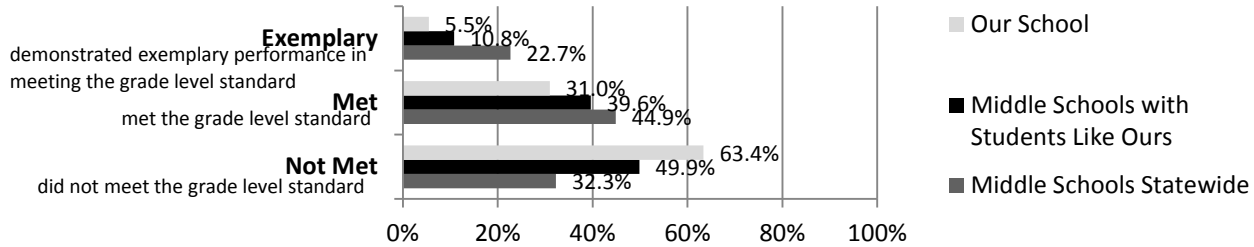
Abbreviations for Missing Data

- N/A-Not Applicable
- N/AV-Not Available
- N/C-Not Collected
- N/R-Not Reported
- I/S-Insufficient Sample

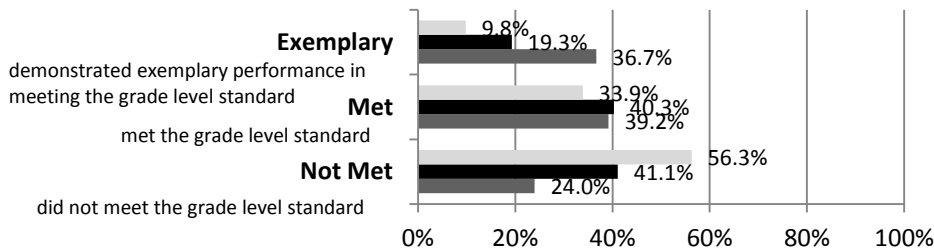
KNOWLEDGE

The SC Palmetto Assessment of State Standards (SCPASS) was given to students in grades 4 - 8 in Spring 2015. Students were assessed in the subject areas of Science and Social Studies.

Science



Social Studies



Science SCPASS		
Our School: Percent Met and Above for each grade level		
6th grade	7th grade	8th grade
30.2	39.7	40.5

Social Studies SCPASS		
Our School: Percent Met and Above for each grade level		
6th grade	7th grade	8th grade
48.1	39.7	42.5

Note: Results include SC-Alt assessment results.

Exemplary	"Exemplary": student demonstrated exemplary performance in meeting the grade level standard.
Met	"Met": student met the grade level standard.
Not Met	"Not Met": student did not meet the grade level standard.

End of Course Tests		
Percent of tests with scores of 70 or above on:	Our School	Middle Schools with Students Like Ours
Algebra 1/Math for the Technologies 2	100.0	94.0
English 1	100	87.4
Biology 1	N/A	45.7
US History and the Constitution	N/A	57
All Subjects	100.0	90.7

Middle Schools with Students Like Ours are middle schools with poverty indices of no more than 5% above or below the index for the school.

Abbreviations for Missing Data

N/A-Not Applicable N/AV-Not Available N/C-Not Collected N/R-Not Reported I/S-Insufficient Sample

OPPORTUNITIES

	Our School	Change from Last Year	Middle Schools with students like ours
Students (n = 533)			
Percent of students participating in Medicaid, SNAP, or TANF; homeless, foster, or migrant students (poverty index)	88.7	Down from 97.8%	N/A
Percent of students (grade 7 & 8) enrolled in HS credit courses	18.4	Up from 15.3%	24.1
Attendance Rate	94.5	Down from 95.1%	95.0
With disabilities	18.2	Down from 20.6%	15.3
Out of school suspensions or expulsions for violent and/or criminal offenses	0.9	Up from 0.0%	0.6
Percentage of students served by gifted and talented programs	7.4	Up from 6.0%	10.3
Percentage of students retained	0.2	No change	1.0
Annual dropout rate	0.0	No change	0.0
Teachers (n = 35)			
Percentage of teachers with advanced degrees	65.7	Down from 73.7%	62.0
Percentage of teachers on continuing contract	77.1	Down from 84.2%	68.4
Teachers returning from previous year	82.3	Up from 82.1%	78.7
Teacher attendance rate	93.8	Up from 93.0%	95.3
Average teacher salary*	\$45,710	Up 1.1%	\$46,140
Professional development days / teacher	3.0 days	Down from 9.0 days	10.6 days
Percentage of teacher vacancies for more than 9 weeks	4.8	N/A	1.3
School			
Principal's years at school	2.0	Up from 1.0	3.0
Student-teacher ratio in core subjects	N/A	N/A	19.3 to 1
Prime instructional time	86.2	Down from 86.8%	88.6
Opportunities in the arts	Good	Up from Fair	Good
Opportunities in foreign languages	Poor	N/A	Poor
AdvancEd (SACS) accreditation	Yes	No change	Yes
Parents attending conferences	66.3	Down from 89.0%	99.0
Character development program	Fair	Up from Poor	Good
Avg. age of books / electronic media in the school library	9.0	N/A	15.3
Number of resources available per student in the school library media center	24.8	N/A	28.5
Bandwidth capacity per student	<25 Mbps	N/C	N/A
Percent of classrooms with wireless access	76-100%	N/C	N/A
District-issued learning devices per student	2.6	N/C	0.8
District-issued technology devices per teacher	1.1	N/C	2.0
Percentage of classes not taught by highly qualified teachers	9.5	Up from 0.0%	4.8
Dollars spent per pupil**	\$9,459	Up 1.2%	\$9,101
Percent of expenditures for instruction**	53.7	Up from 53.6%	56.4
Percent of expenditures for teachers' salaries**	55.1	Up from 54.8%	58.5

* Includes current year teachers contracted for 190 days or more.

** Prior year audited financial data are reported.

Abbreviations for Missing Data

N/A-Not Applicable

N/AV-Not Available

N/C-Not Collected

N/R-Not Reported

I/S-Insufficient Sample

OPPORTUNITIES**Evaluations by Teachers, Students, and Parents****Evaluations by Teachers, Students, and Parents**

	Teachers	Students*	Parents*
Number of surveys returned	42	160	68
Percent satisfied with learning environment	78.6	78.2	80.9
Percent satisfied with social and physical environment	85.7	80.8	75.4
Percent satisfied with school-home relations	42.8	86.1	64.7

* Only students at the highest middle school grade and their parents were included.

State Ratings History of School

Year	Absolute Rating	Growth Rating
2014	Below Average	Average
2013	Below Average	Average
2012	Below Average	Below Average

Based on state law, schools will not be rated for state accountability purposes until Fall 2017.

Additional Resources

SC State Content Standards
[Family-Friendly Guides to the SC Content Standards](#)
[2014-15 Accountability Manual](#)
[Report Card Data Files](#)
[ESEA Data Files](#)

Abbreviations for Missing Data

N/A-Not Applicable

N/AV-Not Available

N/C-Not Collected

N/R-Not Reported

I/S-Insufficient Sample