

# Lady's Island Middle School

30 Cougar Drive  
Beaufort, SC 29907



# South Carolina State Report Card

State and federal laws require public schools to release report cards to the public each year. This year, the report card has been updated to reflect changes in reporting directed by the SC Education Oversight Committee. Schools will not be rated for state accountability purposes until Fall 2017 when the state will transition to a single accountability system. The following reports student performance in school year 2014-15.

<b>Grades:</b>	6-8 Middle	<b>Principal:</b>	Mrs. Mona Lise Dickson
<b>Enrollment:</b>	544 students	<b>Superintendent:</b>	Dr. Jeffrey Moss
<b>School Phone:</b>	843-322-3100	<b>Board Chair:</b>	Bill Evans
<b>School Website:</b>	<a href="http://lim.beaufort.k12.sc.us/">http://lim.beaufort.k12.sc.us/</a>		



## Profile of the SC Graduate

### World Class Knowledge

- Rigorous standards in language arts and math for career and college readiness
- Multiple languages, science, technology, engineering, mathematics (STEM), arts and social sciences\*

### World Class Skills

- Creativity and innovation
- Critical thinking and problem solving
- Collaboration and teamwork
- Communication, information, media and technology
- Knowing how to learn

### Life and Career Characteristics

- Integrity
- Self-direction
- Global perspective
- Perseverance
- Work ethic
- Interpersonal skills

\* 21st Century core courses in Social Sciences include History, Geography, Economics, Government and Civics.

## WORLD CLASS SKILLS & LIFE AND CAREER CHARACTERISTICS

*Our school is helping all students develop the world class skills and life and career characteristics of the Profile of the Graduate by ...*

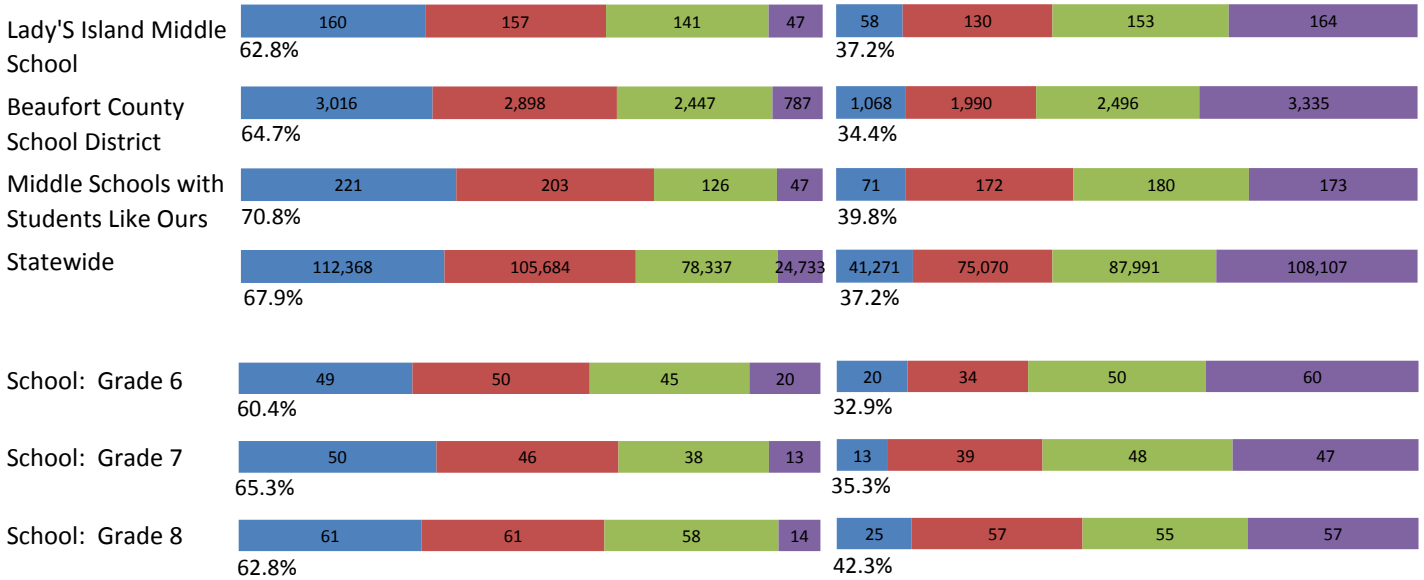
Our school is helping all students develop the world class skills and life and career characteristics of the Profile of the South Carolina Graduate by continuing to provide high quality professional development for teachers and staff focusing on improving student achievement, collaboration and teamwork, critical thinking and problem solving through project based learning and a STEAM (Science, Technology, Engineering, Arts and Math) focused curriculum. During the 2014-2015 school year, Lady's Island Middle School became the first nationally accredited STEM middle school by AdvancEd. In addition, through the Arts In Basic Curriculum (ABC) Grant awarded by the South Carolina Arts Commission, Lady's Island Middle School has been recognized as an Arts Infused school. Lady's Island Middle School is currently in our sixth year of STEM/STEAM instruction. With this instruction, teachers have collaborated to implement processes in teaching targeted skills for each student. As a result of differentiating instruction, Lady's Island Middle School inducted eighteen Junior Scholars as well as ten members into the National Junior Honor Society. To further meet the needs of all students, Lady's Island Middle School implemented a school-wide forty-minute daily block Response to Intervention/Instruction and Enrichment. Students who were identified as tier two or three by the universal screener MAP, Measures of Academic Progress, received additional small group instruction in ELA and Math. Students identified as tier one received enrichment activities through their choice of various service clubs. All students participated in enrichment activities on Fridays. Data from MAP tests are used to assist students, faculty and parents noting areas of progress, identifying student academic needs and providing professional development for teachers to meet students academic needs. Within each content area, teachers and students focus on utilizing a disciplined approach to problem solving and collaboration. Students, staff and parents continued to Practice Intelligent Behavior with our Cougar Matrix of Intelligent Behaviors along with Habits of Mind. The Cougar Matrix was posted throughout the school and clearly defined the behavioral expectations of our community of learners. Cougars are Compassionate, Open-Minded, Understanding, Global, Accountable, Respectful and practice Self-Control. Because we cannot do anything alone, our efforts to build home and school relationships involved the following: MAP Nights, Gentlemen's Club, Ladies Club, Junior Leadership, Relay for Life, Family Literacy and Math Nights, Cougar Cafe with parents and community members, PBIS, Recycling Club, It's Your Game, Coastal Connection Art Show, Strategic planning with feeder schools, website and utilization of School Messenger. In addition to academic success, Lady's Island Middle School athletes added to their trophy case this year. All sports teams made the playoffs and boy's track finished second in the district championships. We even had three wrestlers qualify for competition at the high school. The staff, students, and parents of the Lady's

**KNOWLEDGE**

The ACT Aspire assessment was given to students in grades 3-8 in Spring 2015. Students were assessed in the subject areas of Reading, English, Mathematics and Writing

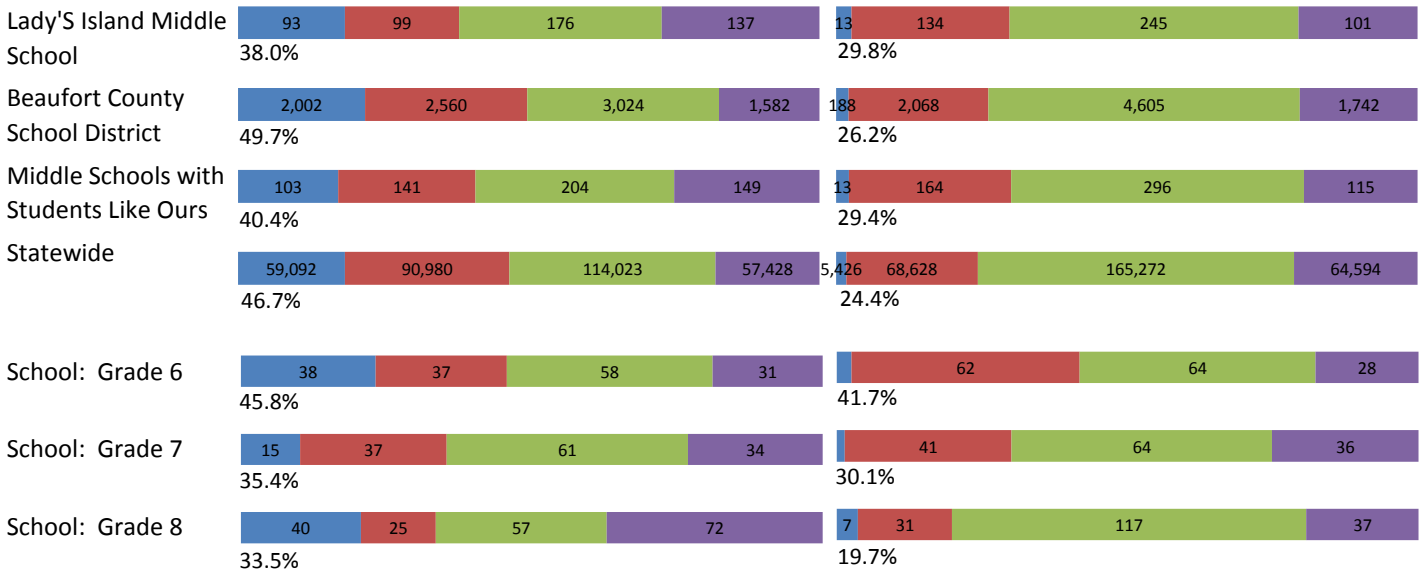
**ENGLISH**

**READING**



**MATHEMATICS**

**WRITING**



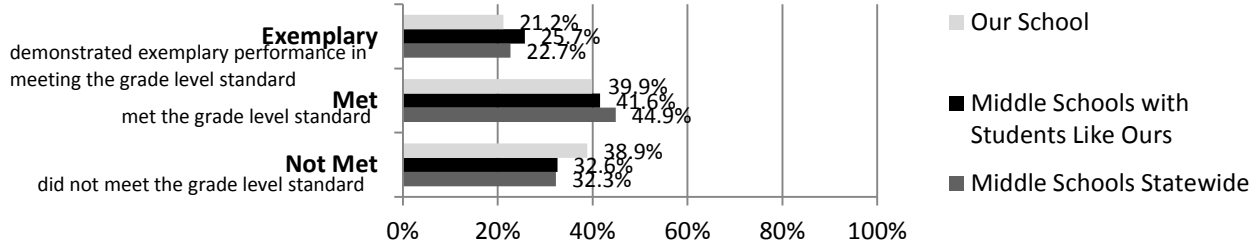
Abbreviations for Missing Data

- N/A-Not Applicable
- N/AV-Not Available
- N/C-Not Collected
- N/R-Not Reported
- I/S-Insufficient Sample

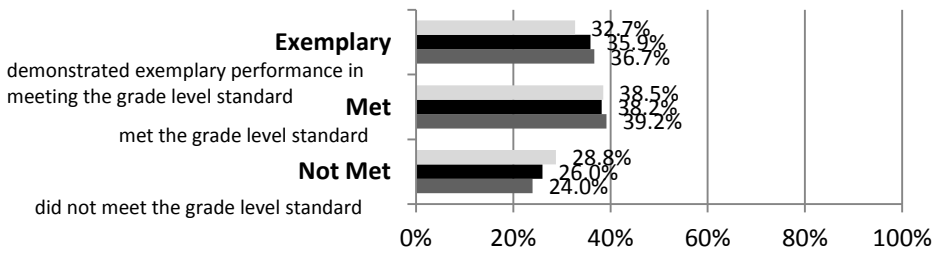
**KNOWLEDGE**

The SC Palmetto Assessment of State Standards (SCPASS) was given to students in grades 4 - 8 in Spring 2015. Students were assessed in the subject areas of Science and Social Studies.

**Science**



**Social Studies**



**Science SCPASS**

Our School: Percent Met and Above for each grade level		
6th grade	7th grade	8th grade
62.2	69.2	54.1

**Social Studies SCPASS**

Our School: Percent Met and Above for each grade level		
6th grade	7th grade	8th grade
75.0	68.5	70.1

Note: Results include SC-Alt assessment results.

Exemplary	<b>"Exemplary"</b> : student demonstrated exemplary performance in meeting the grade level standard.
Met	<b>"Met"</b> : student met the grade level standard.
Not Met	<b>"Not Met"</b> : student did not meet the grade level standard.

**End of Course Tests**

Percent of tests with scores of 70 or above on:	Our School	Middle Schools with Students Like Ours
Algebra 1/Math for the Technologies 2	91.2	97.0
English 1	50	93.3
Biology 1	N/A	74.8
US History and the Constitution	N/A	52.5
All Subjects	86.8	95.4

Middle Schools with Students Like Ours are middle schools with poverty indices of no more than 5% above or below the index for the school.

Abbreviations for Missing Data

N/A-Not Applicable    N/AV-Not Available    N/C-Not Collected    N/R-Not Reported    I/S-Insufficient Sample

**OPPORTUNITIES**

	Our School	Change from Last Year	Middle Schools with students like ours
<b>Students (n = 544)</b>			
Percent of students participating in Medicaid, SNAP, or TANF; homeless, foster, or migrant students (poverty index)	66.9	Down from 74.1%	N/A
Percent of students (grade 7 & 8) enrolled in HS credit courses	16.0	Down from 20.0%	28.6
Attendance Rate	95.5	Down from 98.1%	95.5
With disabilities	10.4	Up from 8.9%	13.2
Out of school suspensions or expulsions for violent and/or criminal offenses	9.4	Up from 2.6%	0.6
Percentage of students served by gifted and talented programs	22.5	Up from 18.0%	23.8
Percentage of students retained	0.7	Down from 1.0%	0.6
Annual dropout rate	0.0	No change	0.0
<b>Teachers (n = 38)</b>			
Percentage of teachers with advanced degrees	68.4	Down from 75.6%	64.1
Percentage of teachers on continuing contract	52.6	Up from 44.4%	78.6
Teachers returning from previous year	65.0	Down from 68.5%	86.7
Teacher attendance rate	93.4	Down from 94.9%	94.7
Average teacher salary*	\$47,209	Down 3.3%	\$48,721
Professional development days / teacher	18.5 days	Down from 21.8 days	10.9 days
Percentage of teacher vacancies for more than 9 weeks	0.0	N/A	0.6
<b>School</b>			
Principal's years at school	4.0	Up from 3.0	4.0
Student-teacher ratio in core subjects	18.2 to 1	Down from 20.4 to 1	23.4 to 1
Prime instructional time	86.7	Down from 90.4%	88.2
Opportunities in the arts	Excellent	No change	Good
Opportunities in foreign languages	Poor	N/A	Poor
AdvancEd (SACS) accreditation	No	Down from Yes	Yes
Parents attending conferences	74.5	Down from 77.7%	99.8
Character development program	Excellent	Up from Good	Excellent
Avg. age of books / electronic media in the school library	15.0	N/A	14.6
Number of resources available per student in the school library media center	25.5	N/A	20.0
Bandwidth capacity per student	<25 Mbps	N/C	N/A
Percent of classrooms with wireless access	76-100%	N/C	N/A
District-issued learning devices per student	1.5	N/C	0.7
District-issued technology devices per teacher	2.6	N/C	1.9
Percentage of classes not taught by highly qualified teachers	15.3	Down from 25.0%	2.3
Dollars spent per pupil**	\$9,961	Up 11.3%	\$7,457
Percent of expenditures for instruction**	59.6	Up from 58.5%	62.2
Percent of expenditures for teachers' salaries**	60.2	Up from 59.5%	64.0

\* Includes current year teachers contracted for 190 days or more.

\*\* Prior year audited financial data are reported.

## Abbreviations for Missing Data

N/A-Not Applicable

N/AV-Not Available

N/C-Not Collected

N/R-Not Reported

I/S-Insufficient Sample

**OPPORTUNITIES****Evaluations by Teachers, Students, and Parents****Evaluations by Teachers, Students, and Parents**

	<b>Teachers</b>	<b>Students*</b>	<b>Parents*</b>
Number of surveys returned	32	190	61
Percent satisfied with learning environment	90.6	68.9	88.6
Percent satisfied with social and physical environment	100.0	68.5	83.8
Percent satisfied with school-home relations	90.7	82.2	80.3

\* Only students at the highest middle school grade and their parents were included.

**State Ratings History of School**

<b>Year</b>	<b>Absolute Rating</b>	<b>Growth Rating</b>
2014	Average	Average
2013	Average	Average
2012	Average	Average

Based on state law, schools will not be rated for state accountability purposes until Fall 2017.

**Additional Resources**

SC State Content Standards  
[Family-Friendly Guides to the SC Content Standards](#)  
[2014-15 Accountability Manual](#)  
[Report Card Data Files](#)  
[ESEA Data Files](#)

## Abbreviations for Missing Data

N/A-Not Applicable

N/AV-Not Available

N/C-Not Collected

N/R-Not Reported

I/S-Insufficient Sample