

Southwood Academy of the Arts

1110 Southwood Street
Anderson, SC 29624



South Carolina State Report Card

State and federal laws require public schools to release report cards to the public each year. This year, the report card has been updated to reflect changes in reporting directed by the SC Education Oversight Committee. Schools will not be rated for state accountability purposes until Fall 2017 when the state will transition to a single accountability system. The following reports student performance in school year 2014-15.

Grades:	6-8 Middle	Principal:	James A. Smith
Enrollment:	350 students	Superintendent:	Thomas A. Wilson
School Phone:	864-260-5205	Board Chair:	Rick Bradshaw
School Website:	http://www.anderson5.net/Domain/23		



Profile of the SC Graduate

World Class Knowledge

- Rigorous standards in language arts and math for career and college readiness
- Multiple languages, science, technology, engineering, mathematics (STEM), arts and social sciences*

World Class Skills

- Creativity and innovation
- Critical thinking and problem solving
- Collaboration and teamwork
- Communication, information, media and technology
- Knowing how to learn

Life and Career Characteristics

- Integrity
- Self-direction
- Global perspective
- Perseverance
- Work ethic
- Interpersonal skills

* 21st Century core courses in Social Sciences include History, Geography, Economics, Government and Civics.


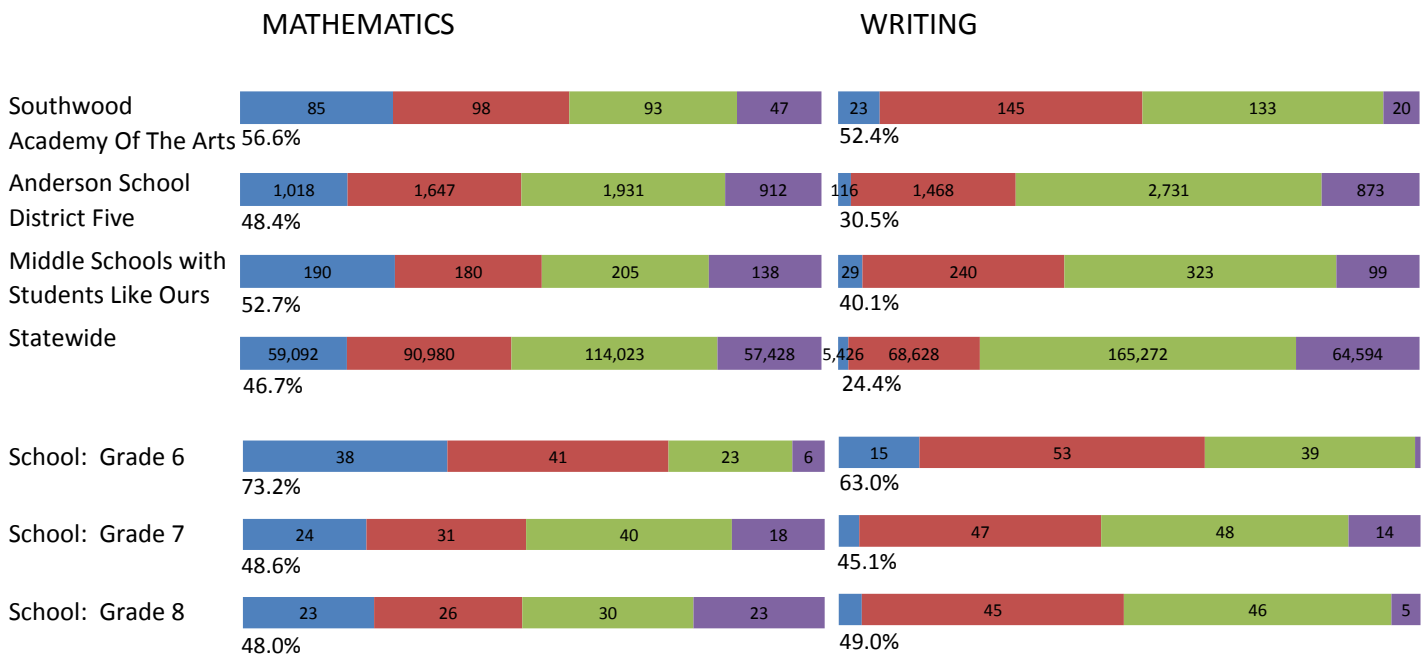
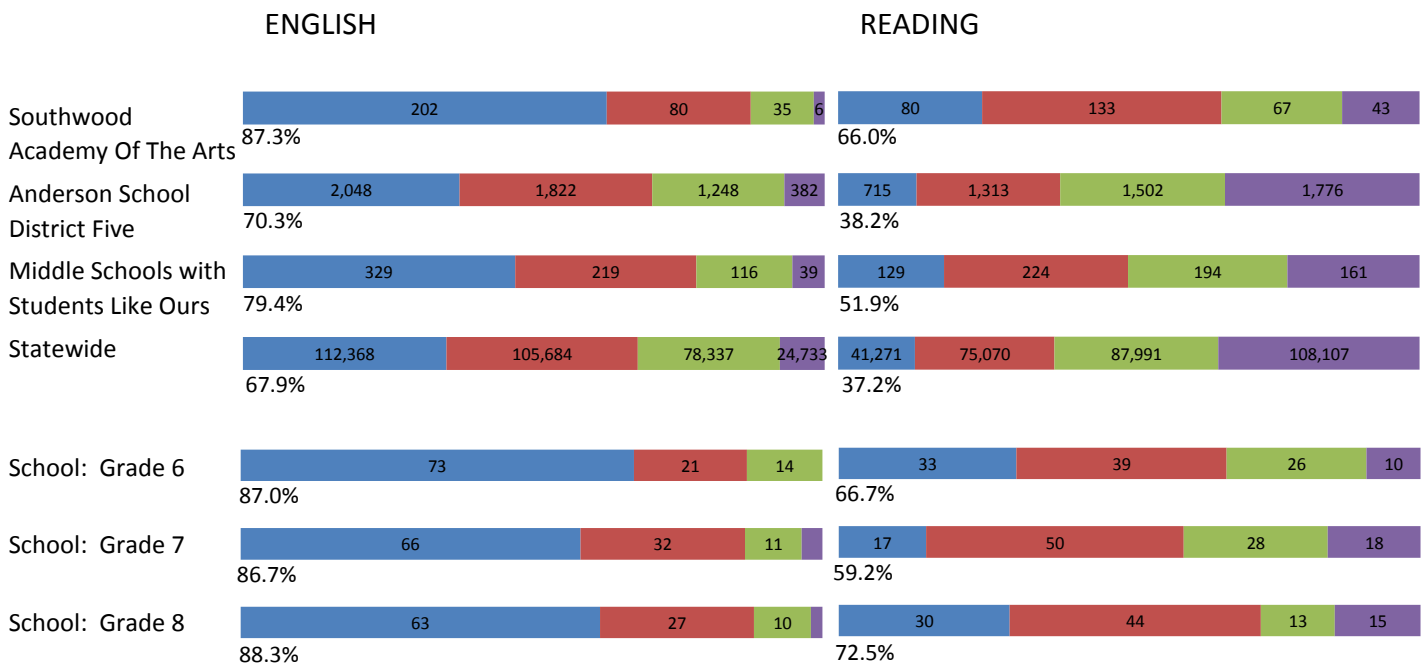
WORLD CLASS SKILLS & LIFE AND CAREER CHARACTERISTICS

Our school is helping all students develop the world class skills and life and career characteristics of the Profile of the Graduate by ...

Southwood Academy of the Arts serves the entire Anderson School District 5 community as a pure magnet school for the creative and performing arts for students in grades six through eight. Our school is helping all students develop the world class skills and life and career characteristics of the Profile of the Graduate by providing a rigorous academic experience through real life project based learning while using the arts as a vehicle for success. With such a small number of students, the faculty and staff are able to build a strong sense of community and self-worth. Students' strengths and accomplishments are commended on a daily basis through a school-wide morning meeting. During the 2014-2015 school year, Southwood Academy of the Arts maintained a reputation for excellence in the Anderson area. The school met all federal criteria (100/A), received an "Excellent" school report card rating from the South Carolina Department of Education, and was honored as a Palmetto Gold Award recipient. The school also received the State Department of Education grant as an Arts in Basic Curriculum (ABC) site. In addition, visual art students displayed their artwork at the Anderson Arts Center during Youth Art Month. Band and orchestra students competed in the upstate solo and ensemble competitions and all students received either "excellent" or "superior" ratings. Students from both groups were also recognized to perform in region band and region orchestra performances, and the middle school band received an excellent rating at the Dollywood Music Festival. Our middle school orchestra received a prestigious award when they were invited to perform for the SC Music Educators conference. They also received a Superior rating at the state concert festival and a Superior rating and first place over all competing groups including much larger schools at the Dollywood Music Festival. The drama department, in conjunction with Calhoun Academy of the Arts Elementary school, performed Disney's "Aladdin", becoming the first large-scale licensed musical production combining both schools. The middle school chorus received an excellent rating at the state concert festival and a superior rating at the Disney Choral Festival in Orlando. The arts have engaged students in ways that other subjects may not by encouraging creative risk-taking. Through the arts, students can see themselves as creators who value their own ideas and respect the ideas of others. At Southwood Academy of the Arts, individuals' talents are nurtured as their potential is realized. James A. Smith, Principal

KNOWLEDGE

The ACT Aspire assessment was given to students in grades 3-8 in Spring 2015. Students were assessed in the subject areas of Reading, English, Mathematics and Writing



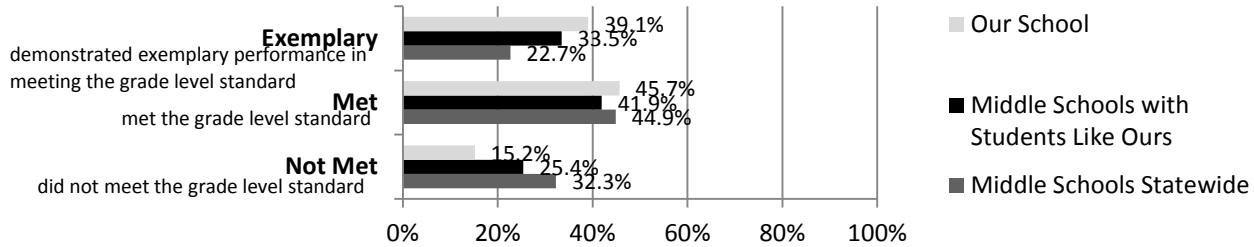
Abbreviations for Missing Data

- N/A-Not Applicable
- N/AV-Not Available
- N/C-Not Collected
- N/R-Not Reported
- I/S-Insufficient Sample

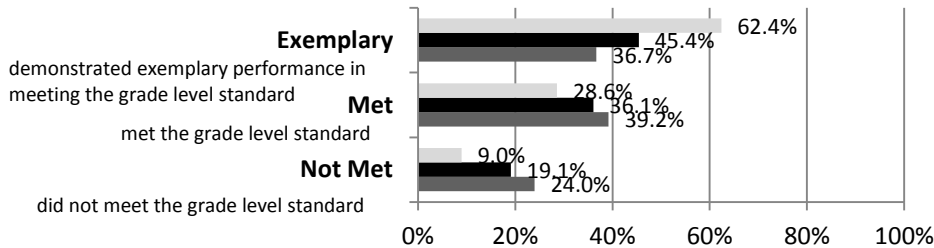
KNOWLEDGE

The SC Palmetto Assessment of State Standards (SCPASS) was given to students in grades 4 - 8 in Spring 2015. Students were assessed in the subject areas of Science and Social Studies.

Science



Social Studies



Science SCPASS		
Our School: Percent Met and Above for each grade level		
6th grade	7th grade	8th grade
87.0	82.1	85.3
Social Studies SCPASS		
Our School: Percent Met and Above for each grade level		
6th grade	7th grade	8th grade
96.3	83.9	93.1

Note: Results include SC-Alt assessment results.

Exemplary	"Exemplary" : student demonstrated exemplary performance in meeting the grade level standard.
Met	"Met" : student met the grade level standard.
Not Met	"Not Met" : student did not meet the grade level standard.

End of Course Tests		
Percent of tests with scores of 70 or above on:	Our School	Middle Schools with Students Like Ours
Algebra 1/Math for the Technologies 2	100.0	97.0
English 1	100	88
Biology 1	N/A	87.1
US History and the Constitution	N/A	N/A
All Subjects	100.0	96.8

Middle Schools with Students Like Ours are middle schools with poverty indices of no more than 5% above or below the index for the school.

Abbreviations for Missing Data

N/A-Not Applicable N/AV-Not Available N/C-Not Collected N/R-Not Reported I/S-Insufficient Sample

OPPORTUNITIES

	Our School	Change from Last Year	Middle Schools with students like ours
Students (n = 350)			
Percent of students participating in Medicaid, SNAP, or TANF; homeless, foster, or migrant students (poverty index)	49.4	Down from 52.8%	N/A
Percent of students (grade 7 & 8) enrolled in HS credit courses	28.1	Down from 43.9%	44.9
Attendance Rate	96.5	Down from 97.4%	96.0
With disabilities	6.4	Up from 5.5%	10.0
Out of school suspensions or expulsions for violent and/or criminal offenses	0.0	No change	0.7
Percentage of students served by gifted and talented programs	51.5	Down from 53.3%	29.8
Percentage of students retained	0.0	No change	0.4
Annual dropout rate	0.0	No change	0.0
Teachers (n = 32)			
Percentage of teachers with advanced degrees	68.8	Down from 75.0%	66.0
Percentage of teachers on continuing contract	81.3	Down from 82.1%	82.7
Teachers returning from previous year	81.5	N/A	88.5
Teacher attendance rate	95.5	Down from 96.2%	94.3
Average teacher salary*	\$46,647	Up 1.0%	\$49,027
Professional development days / teacher	11.4 days	Up from 9.8 days	9.6 days
Percentage of teacher vacancies for more than 9 weeks	0.0	N/A	0.3
School			
Principal's years at school	1.0	Down from 3.0	4.0
Student-teacher ratio in core subjects	21.9 to 1	Up from 21.5 to 1	23.4 to 1
Prime instructional time	90.3	Down from 91.8%	89.5
Opportunities in the arts	Excellent	No change	Good
Opportunities in foreign languages	Poor	N/A	Poor
AdvancEd (SACS) accreditation	Yes	No change	Yes
Parents attending conferences	98.5	Down from 99.7%	99.3
Character development program	Excellent	No change	Good
Avg. age of books / electronic media in the school library	14.0	N/A	12.9
Number of resources available per student in the school library media center	35.1	N/A	17.2
Bandwidth capacity per student	>100 Mbps	N/C	N/A
Percent of classrooms with wireless access	26-50%	N/C	N/A
District-issued learning devices per student	0.6	N/C	1.4
District-issued technology devices per teacher	1.5	N/C	1.7
Percentage of classes not taught by highly qualified teachers	0.0	No change	0.7
Dollars spent per pupil**	\$9,725	Up 16.2%	\$7,019
Percent of expenditures for instruction**	44.2	Up from 43.8%	62.5
Percent of expenditures for teachers' salaries**	44.9	Down from 45.0%	63.6

* Includes current year teachers contracted for 190 days or more.

** Prior year audited financial data are reported.

Abbreviations for Missing Data

N/A-Not Applicable

N/AV-Not Available

N/C-Not Collected

N/R-Not Reported

I/S-Insufficient Sample

OPPORTUNITIES**Evaluations by Teachers, Students, and Parents****Evaluations by Teachers, Students, and Parents**

	Teachers	Students*	Parents*
Number of surveys returned	31	99	32
Percent satisfied with learning environment	87.1	90.9	100.1
Percent satisfied with social and physical environment	93.6	83.6	96.9
Percent satisfied with school-home relations	100.0	94.9	90.4

* Only students at the highest middle school grade and their parents were included.

State Ratings History of School

Year	Absolute Rating	Growth Rating
2014	Excellent	Good
2013	Excellent	Good
2012	Excellent	Excellent

Based on state law, schools will not be rated for state accountability purposes until Fall 2017.

Additional Resources

SC State Content Standards
[Family-Friendly Guides to the SC Content Standards](#)
[2014-15 Accountability Manual](#)
[Report Card Data Files](#)
[ESEA Data Files](#)

Abbreviations for Missing Data

N/A-Not Applicable

N/AV-Not Available

N/C-Not Collected

N/R-Not Reported

I/S-Insufficient Sample