

Hunter Street Elementary School

1100 Hunter Street
York, SC 29745



South Carolina State Report Card

State and federal laws require public schools to release report cards to the public each year. This year, the report card has been updated to reflect changes in reporting directed by the SC Education Oversight Committee. Schools will not be rated for state accountability purposes until Fall 2017 when the state will transition to a single accountability system. The following reports student performance in school year 2014-15.

Grades:	PK-4 Elementary	Principal:	Jane Wallace
Enrollment:	431 students	Superintendent:	Dr. Vernon Prosser
School Phone:	803-684-1926	Board Chair:	Betty Johnson
School Website:	http://www.york.k12.sc.us/hss/		



Profile of the SC Graduate

World Class Knowledge

- Rigorous standards in language arts and math for career and college readiness
- Multiple languages, science, technology, engineering, mathematics (STEM), arts and social sciences*

World Class Skills

- Creativity and innovation
- Critical thinking and problem solving
- Collaboration and teamwork
- Communication, information, media and technology
- Knowing how to learn

Life and Career Characteristics

- Integrity
- Self-direction
- Global perspective
- Perseverance
- Work ethic
- Interpersonal skills

WORLD CLASS SKILLS & LIFE AND CAREER CHARACTERISTICS

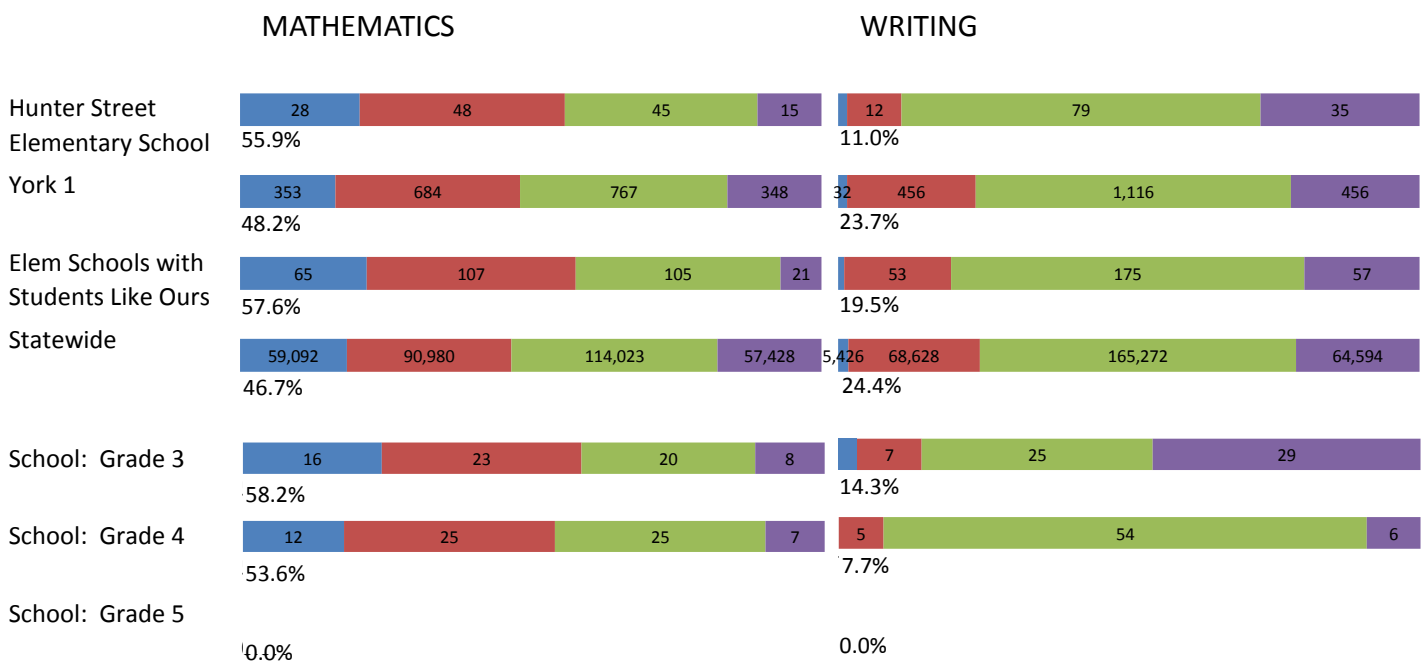
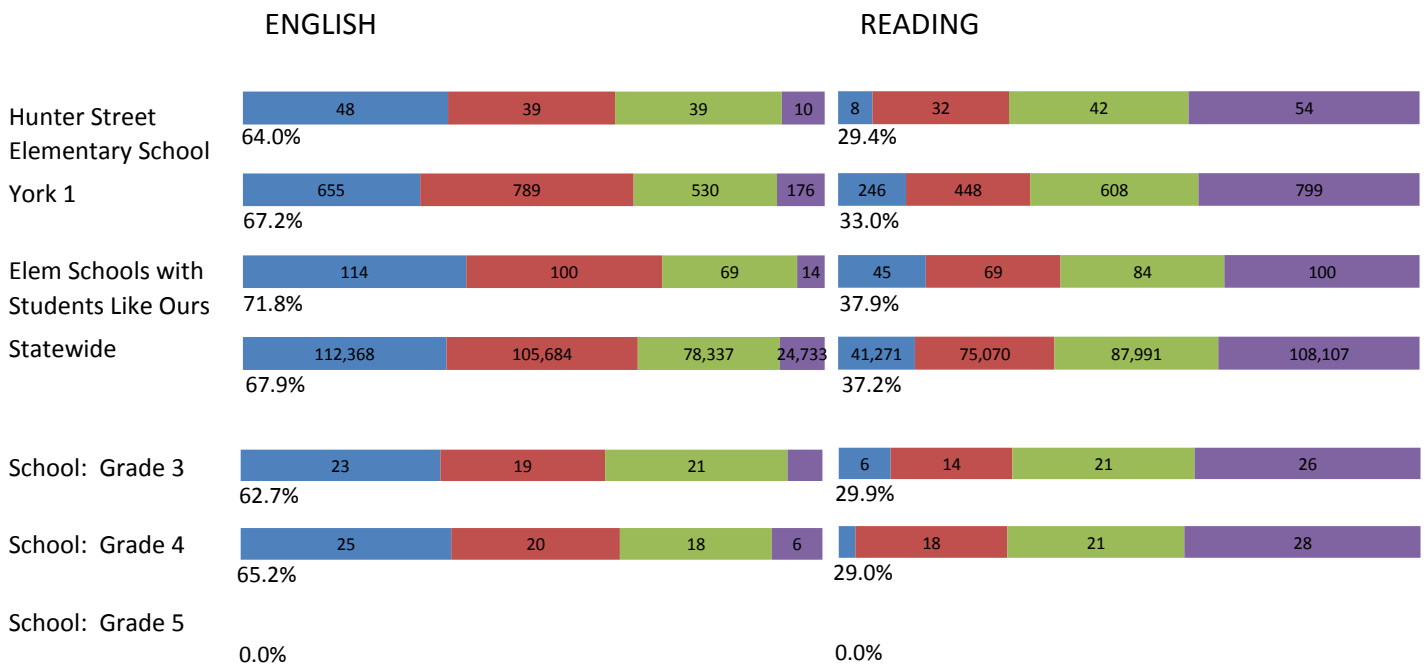
Our school is helping all students develop the world class skills and life and career characteristics of the Profile of the Graduate by ...

The 2014-2015 school year has been exciting for Hunter Street Elementary School! We have worked diligently to “spark potential and inspire success” in our students as well as our faculty, staff and community. Hunter Street is helping all students develop the world class skills and life and career characteristics included in the Profile of the South Carolina Graduate by providing a diverse and innovative environment that is safe and academically challenging. We provide college and career readiness through the implementation of rigorous standards in language arts and mathematics and by the continuous professional development of our teachers with a focus on our four target areas: 1) data-driven instruction, (2) literacy across the curriculum, (3) extra time/extra help for students, and (4) technology to enhance instruction. We are extremely proud to be a part of an Advanc-Ed accredited school system. York School District One performs at or above the expected level on all standards. Much time was spent this year implementing the requirements of Read to Succeed. Our efforts included continuing to retool our curriculum and instruction to meet the rigor of the state academic standards, providing intervening services for struggling students-especially those who cannot read and write on grade level, and promoting the continued use of technology to provide a quality curriculum, effective instruction, and challenging assessment of student learning. Our newly implemented OLWEUS program stresses the qualities of good citizenship and interpersonal skills. Our classes have weekly meetings to discuss issues the students are facing as well as guidance times being used to stress our “no bullying” culture. We have signs on our grounds, in our buildings and on our buses to remind everyone that HSES is a no-bullying zone. Finally, Hunter Street Elementary School continues to work with the community and participate in various programs outside the school in order to focus on life and career characteristics needed to develop responsible citizens in a globally minded society. Jane Wallace, Principal Brandy Speake, School Improvement Council Chair

* 21st Century core courses in Social Sciences include History, Geography, Economics, Government and Civics.

KNOWLEDGE

The ACT Aspire assessment was given to students in grades 3-8 in Spring 2015. Students were assessed in the subject areas of Reading, English, Mathematics and Writing



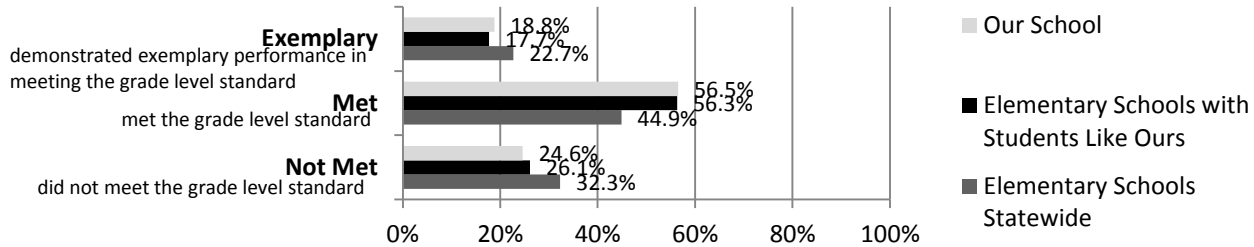
Abbreviations for Missing Data

- N/A-Not Applicable
- N/AV-Not Available
- N/C-Not Collected
- N/R-Not Reported
- I/S-Insufficient Sample

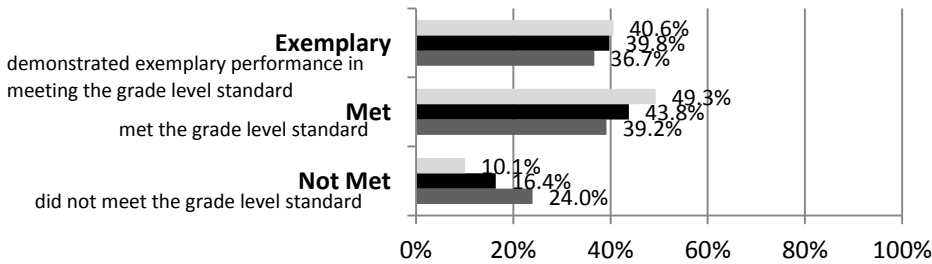
KNOWLEDGE

The SC Palmetto Assessment of State Standards (SCPASS) was given to students in grades 4 - 8 in Spring 2015. Students were assessed in the subject areas of Science and Social Studies.

Science



Social Studies



Science SCPASS	
Our School: Percent Met and Above for each grade level	
4th grade	5th grade
75.4	N/A
Social Studies SCPASS	
Our School: Percent Met and Above for each grade level	
4th grade	5th grade
89.9	N/A

Note: Results include SC-Alt assessment results.

Exemplary	"Exemplary": student demonstrated exemplary performance in meeting the grade level standard.
Met	"Met": student met the grade level standard.
Not Met	"Not Met": student did not meet the grade level standard.

Elementary Schools with Students Like Ours are elementary schools with poverty indices of no more than 5% above or below the index for the school.

Abbreviations for Missing Data

N/A-Not Applicable N/AV-Not Available N/C-Not Collected N/R-Not Reported I/S-Insufficient Sample

OPPORTUNITIES**For students to meet the profile of the SC Graduate**

	Our School	Change from Last Year	Elementary Schools with students like ours
Students (n = 431)			
Percent of students participating in Medicaid, SNAP, or TANF; homeless, foster, or migrant students (poverty index)	61.1	Down from 66.1%	N/A
Attendance Rate	95.4	Down from 96.5%	96.0
With disabilities	16.1	Up from 15.6%	11.6
Out of school suspensions or expulsions for violent and/or criminal offenses	0.0	No change	0.0
Percentage of students served by gifted and talented programs	5.3	Down from 6.5%	9.5
Percentage of students retained	0.3	Down from 0.5%	0.8
Teachers (n = 27)			
Percentage of teachers with advanced degrees	63.0	Down from 71.4%	63.2
Percentage of teachers on continuing contract	77.8	Down from 89.3%	82.6
Teachers returning from previous year	80.8	Up from 77.9%	88.4
Teacher attendance rate	93.9	Up from 93.5%	94.8
Average teacher salary*	\$50,596	Down 0.8%	\$49,905
Professional development days / teacher	0.7 days	Down from 10.3 days	10.5 days
Percentage of teacher vacancies for more than 9 weeks	0.0	N/A	0.5
School			
Principal's years at school	1.0	Down from 9.0	4.0
Student-teacher ratio in core subjects	22.9 to 1	Up from 22.5 to 1	20.6 to 1
Prime instructional time	88.9	Up from 88.2%	89.7
Opportunities in the arts	Good	No change	Good
Opportunities in foreign languages	Poor	N/A	Poor
AdvancEd (SACS) accreditation	Yes	No change	Yes
Parents attending conferences	100.0	Up from 99.2%	100.0
Character development program	Excellent	Up from Good	Excellent
Avg. age of books / electronic media in the school library	18.0	N/A	13.6
Number of resources available per student in the school library media center	33.3	N/A	19.8
Bandwidth capacity per student	<25 Mbps	N/C	N/A
Percent of classrooms with wireless access	0-25%	N/C	N/A
District-issued learning devices per student	0.2	N/C	0.7
District-issued technology devices per teacher	2.1	N/C	1.8
Percentage of classes not taught by highly qualified teachers	2.6	Up from 2.5%	0.0
Dollars spent per pupil**	\$7,201	Up 2.8%	\$7,294
Percent of expenditures for instruction**	67.8	Up from 67.6%	66.9
Percent of expenditures for teachers' salaries**	69.8	Up from 68.6%	68.1

* Includes current year teachers contracted for 190 days or more.

** Prior year audited financial data are reported.

Abbreviations for Missing Data

N/A-Not Applicable

N/AV-Not Available

N/C-Not Collected

N/R-Not Reported

I/S-Insufficient Sample

OPPORTUNITIES**Evaluations by Teachers, Students, and Parents****Evaluations by Teachers, Students, and Parents**

	Teachers	Students*	Parents*
Number of surveys returned	24	69	22
Percent satisfied with learning environment	87.5	88.4	86.4
Percent satisfied with social and physical environment	87.5	76.8	85.7
Percent satisfied with school-home relations	100.0	79.4	68.2

* Only students at the highest elementary school grade and their parents were included.

State Ratings History of School

Year	Absolute Rating	Growth Rating
2014	Good	At-Risk
2013	Excellent	Good
2012	Excellent	Average

Based on state law, schools will not be rated for state accountability purposes until Fall 2017.

Additional Resources

SC State Content Standards
[Family-Friendly Guides to the SC Content Standards](#)
[2014-15 Accountability Manual](#)
[Report Card Data Files](#)
[ESEA Data Files](#)

Abbreviations for Missing Data

N/A-Not Applicable

N/AV-Not Available

N/C-Not Collected

N/R-Not Reported

I/S-Insufficient Sample