

D. P. Cooper Charter School

4568 Seaboard Road
Salters, SC 29590



South Carolina State Report Card

State and federal laws require public schools to release report cards to the public each year. This year, the report card has been updated to reflect changes in reporting directed by the SC Education Oversight Committee. Schools will not be rated for state accountability purposes until Fall 2017 when the state will transition to a single accountability system. The following reports student performance in school year 2014-15.

Grades:	PK-7 Elementary	Principal:	Dr. Kerry D. Singleton
Enrollment:	367 students	Superintendent:	Carrie C. Brock
School Phone:	843-387-5426	Board Chair:	Rev. Alfred Darby
School Website:	http://www.dpcoopercharter.com/		



Profile of the SC Graduate

World Class Knowledge

- Rigorous standards in language arts and math for career and college readiness
- Multiple languages, science, technology, engineering, mathematics (STEM), arts and social sciences*

World Class Skills

- Creativity and innovation
- Critical thinking and problem solving
- Collaboration and teamwork
- Communication, information, media and technology
- Knowing how to learn

Life and Career Characteristics

- Integrity
- Self-direction
- Global perspective
- Perseverance
- Work ethic
- Interpersonal skills

* 21st Century core courses in Social Sciences include History, Geography, Economics, Government and Civics.

WORLD CLASS SKILLS & LIFE AND CAREER CHARACTERISTICS

Our school is helping all students develop the world class skills and life and career characteristics of the Profile of the Graduate by ...

D. P. Cooper Charter School is located in the Blakely Community of Salters, South Carolina, in Williamsburg County and received charter school status on July 1, 2014. We are the first Pre - K through 8th Grade public conversion charter school in the state! D. P. Cooper Charter School is an associate member of the South Carolina High League for middle school athletics.

Our school houses students in grades child development through eighth grade. D. P. Cooper Charter School, home of the "Learning Lions," had a very successful 2014-2015 school year. "Failure Is NOT an Option!" is our school's motto. Our three targeted goals for the 2014-2015 school year were to increase student achievement by showing a significant gain on the Palmetto Assessment of State Standards (PASS) and ACT Aspire, to meet Annual Yearly Progress (AYP), and to increase overall school morale.

Throughout the school year, students participate in many activities such as: Spelling Bee, Oratorical Contest, Pageant, Science Fair, Field Trips, Honors Classes, and Assembly Programs.

D. P. Cooper Charter School has many student organizations such as: Marching Band, Football, Basketball, Cheerleading, Future Business Leaders of America, Mock Trial, Step Team, Academic Challenge Team, National Junior Beta Club, Student Council, Technology Club, Chorus, Little Lions' Ensemble, Boyz To Men, Angels' Club, Character Counts, and Praise Dance Team.

Transportation is provided for all students for the following areas: D. P. Cooper, St. Mark, Kingstree, Greeleyville, Lane, and Bloomingvale. D. P. Cooper Charter School has certified and highly qualified teachers, instructional assistants in all classes, and bus monitors on all school buses! D. P. Cooper Charter School is governed by the seven member D. P. Cooper Charter School Board of Trustees.


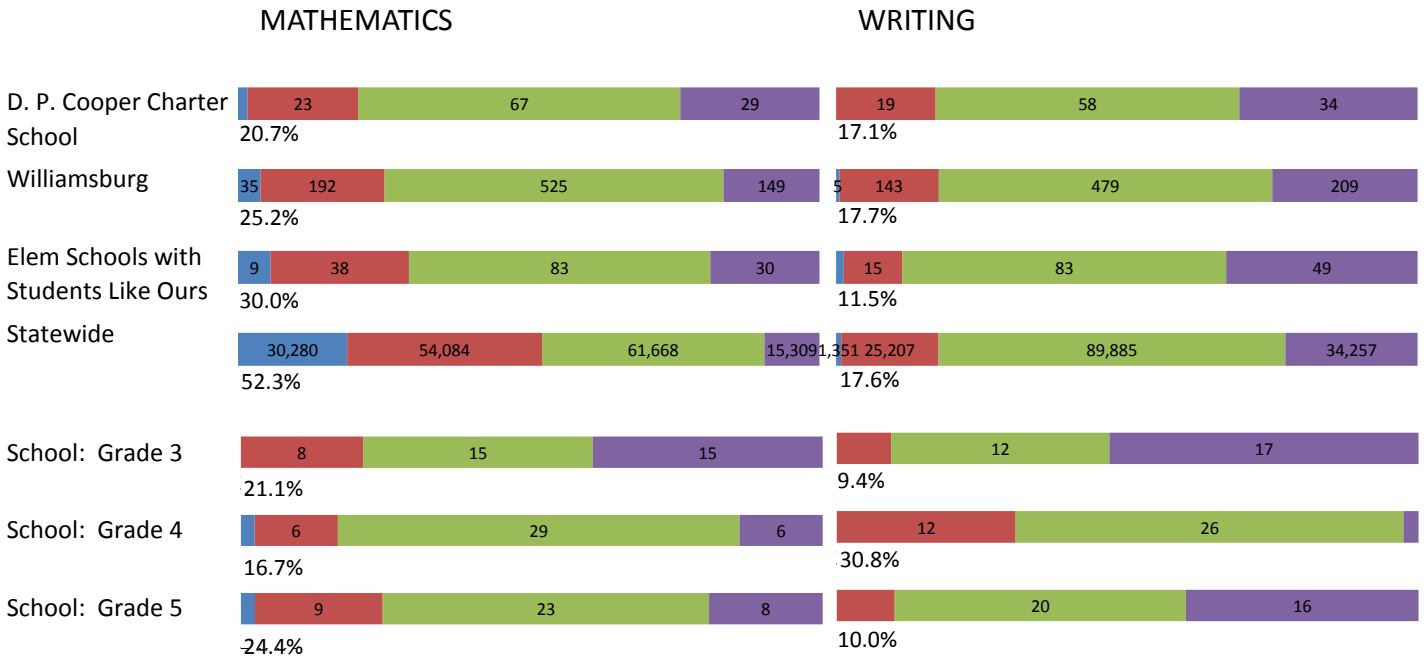
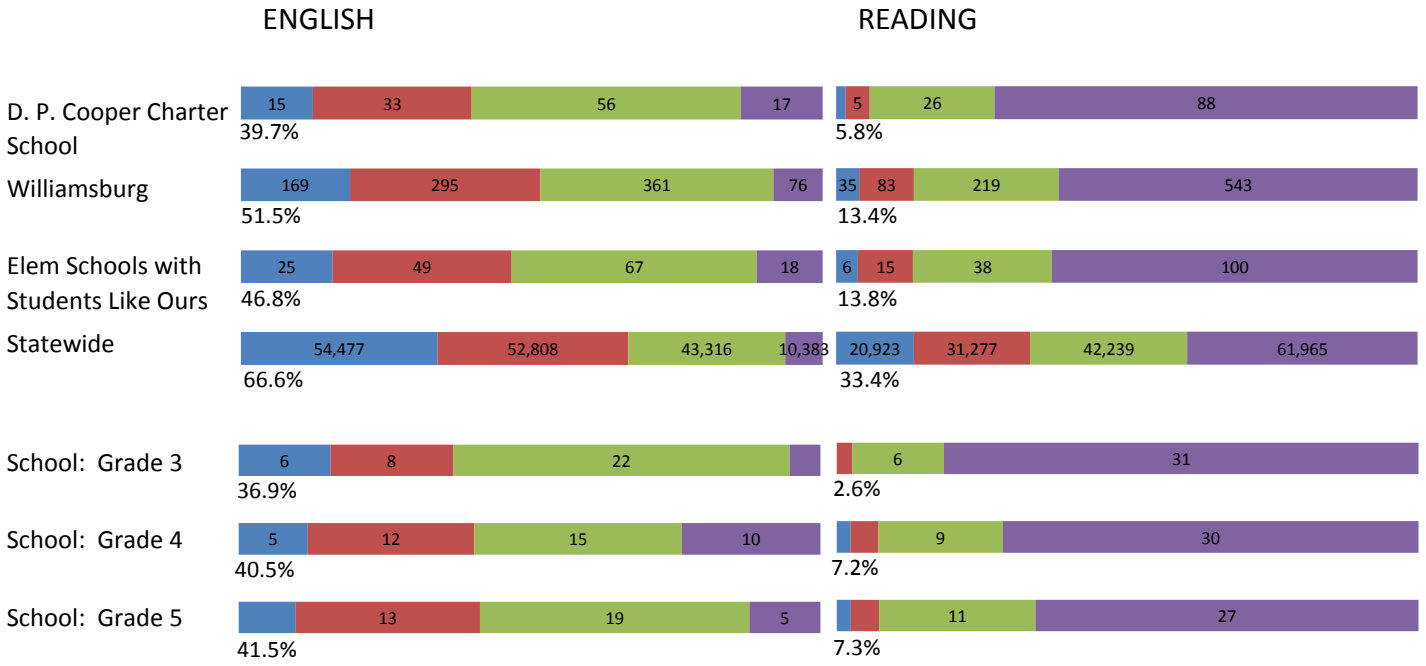
D. P. Cooper Charter School received the WCBD Channel 2 Cool School Award in 2015! Throughout the years, D. P. Cooper has received AdvancED Accreditation, Palmetto Gold & Silver Awards, Lenore Anneberg Grant Winner, Healthier US Gold School, Bright Ideas Grant Recipients, and Clemson University Project WISE Winner!

Dr. Kerry D. Singleton, Principal

Executive Director Linda B. Huell, Board Chair

KNOWLEDGE

The ACT Aspire assessment was given to students in grades 3-8 in Spring 2015. Students were assessed in the subject areas of Reading, English, Mathematics and Writing



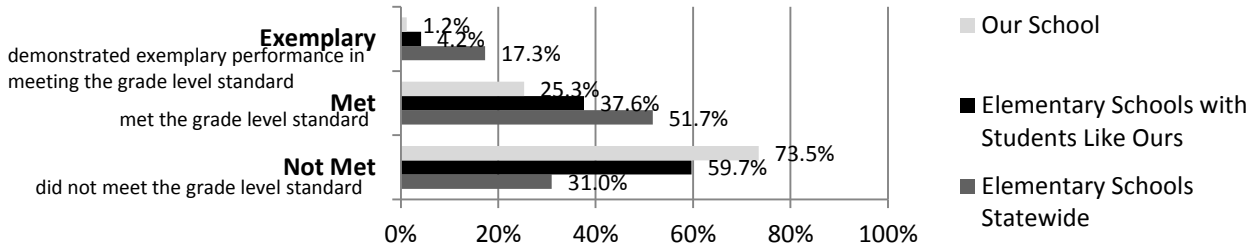
Abbreviations for Missing Data

- N/A-Not Applicable
- N/AV-Not Available
- N/C-Not Collected
- N/R-Not Reported
- I/S-Insufficient Sample

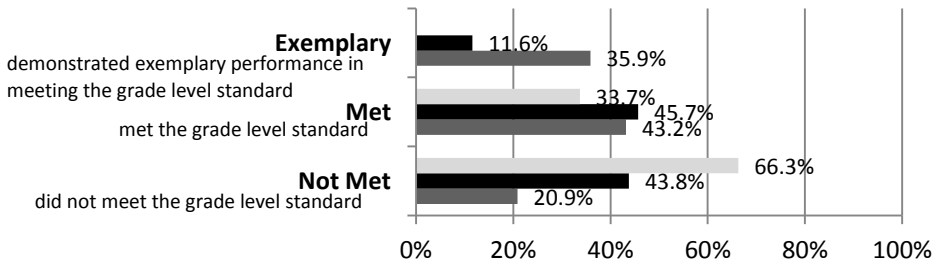
KNOWLEDGE

The SC Palmetto Assessment of State Standards (SCPASS) was given to students in grades 4 - 8 in Spring 2015. Students were assessed in the subject areas of Science and Social Studies.

Science



Social Studies



Science SCPASS	
Our School: Percent Met and Above for each grade level	
4th grade	5th grade
26.2	26.8
Social Studies SCPASS	
Our School: Percent Met and Above for each grade level	
4th grade	5th grade
45.2	22.0

Note: Results include SC-Alt assessment results.

Exemplary	"Exemplary": student demonstrated exemplary performance in meeting the grade level standard.
Met	"Met": student met the grade level standard.
Not Met	"Not Met": student did not meet the grade level standard.

Elementary Schools with Students Like Ours are elementary schools with poverty indices of no more than 5% above or below the index for the school.

Abbreviations for Missing Data

N/A-Not Applicable N/AV-Not Available N/C-Not Collected N/R-Not Reported I/S-Insufficient Sample

OPPORTUNITIES**For students to meet the profile of the SC Graduate**

	Our School	Change from Last Year	Elementary Schools with students like ours
Students (n = 367)			
Percent of students participating in Medicaid, SNAP, or TANF; homeless, foster, or migrant students (poverty index)	98.0	N/A	N/A
Attendance Rate	97.1	N/A	95.0
With disabilities	12.6	N/A	13.2
Out of school suspensions or expulsions for violent and/or criminal offenses	0.5	N/A	0.0
Percentage of students served by gifted and talented programs	1.8	N/A	1.9
Percentage of students retained	0.0	N/A	1.2
Teachers (n = 17)			
Percentage of teachers with advanced degrees	29.4	N/A	58.7
Percentage of teachers on continuing contract	35.3	N/A	66.7
Teachers returning from previous year	N/A	N/A	79.1
Teacher attendance rate	95.2	N/A	95.2
Average teacher salary*	\$42,074	N/A	\$46,180
Professional development days / teacher	0.8 days	N/A	10.1 days
Percentage of teacher vacancies for more than 9 weeks	5.3	N/A	2.3
School			
Principal's years at school	10.0	N/A	3.0
Student-teacher ratio in core subjects	16.9 to 1	N/A	18.3 to 1
Prime instructional time	91.9	N/A	89.3
Opportunities in the arts	Good	N/A	Good
Opportunities in foreign languages	Poor	N/A	Poor
AdvancEd (SACS) accreditation	Yes	N/A	Yes
Parents attending conferences	99.5	N/A	100.0
Character development program	Excellent	N/A	Good
Avg. age of books / electronic media in the school library	13.0	N/A	15.9
Number of resources available per student in the school library media center	56.8	N/A	35.8
Bandwidth capacity per student	<25 Mbps	N/C	N/A
Percent of classrooms with wireless access	76-100%	N/C	N/A
District-issued learning devices per student	0.2	N/C	0.8
District-issued technology devices per teacher	1.4	N/C	2.3
Percentage of classes not taught by highly qualified teachers	25.5	N/A	1.1
Dollars spent per pupil**	N/A	N/A	\$8,601
Percent of expenditures for instruction**	N/A	N/A	64.2
Percent of expenditures for teachers' salaries**	N/A	N/A	65.1

* Includes current year teachers contracted for 190 days or more.

** Prior year audited financial data are reported.

Abbreviations for Missing Data

N/A-Not Applicable

N/AV-Not Available

N/C-Not Collected

N/R-Not Reported

I/S-Insufficient Sample

OPPORTUNITIES**Evaluations by Teachers, Students, and Parents****Evaluations by Teachers, Students, and Parents**

	Teachers	Students*	Parents*
Number of surveys returned	23	31	67
Percent satisfied with learning environment	95.7	87.1	88.1
Percent satisfied with social and physical environment	100.0	86.7	79.1
Percent satisfied with school-home relations	95.9	80.7	79.4

* Only students at the highest elementary school grade and their parents were included.

State Ratings History of School

Year	Absolute Rating	Growth Rating
2014	N/A	N/A
2013	N/A	N/A
2012	N/A	N/A

Based on state law, schools will not be rated for state accountability purposes until Fall 2017.

Additional Resources

SC State Content Standards
[Family-Friendly Guides to the SC Content Standards](#)
[2014-15 Accountability Manual](#)
[Report Card Data Files](#)
[ESEA Data Files](#)

Abbreviations for Missing Data

N/A-Not Applicable

N/AV-Not Available

N/C-Not Collected

N/R-Not Reported

I/S-Insufficient Sample