

Shaw Heights Elementary

5121 Frierson Road
Shaw AFB, SC 29152



South Carolina State Report Card

State and federal laws require public schools to release report cards to the public each year. This year, the report card has been updated to reflect changes in reporting directed by the SC Education Oversight Committee. Schools will not be rated for state accountability purposes until Fall 2017 when the state will transition to a single accountability system. The following reports student performance in school year 2014-15.

Grades:	2-3 Elementary	Principal:	Dr. Melissa Morris
Enrollment:	482 students	Superintendent:	J. Frank Baker
School Phone:	803-666-2335	Board Chair:	Daryl McGhaney
School Website:	http://shes.sumterschools.net/		



Profile of the SC Graduate

World Class Knowledge

- Rigorous standards in language arts and math for career and college readiness
- Multiple languages, science, technology, engineering, mathematics (STEM), arts and social sciences*

World Class Skills

- Creativity and innovation
- Critical thinking and problem solving
- Collaboration and teamwork
- Communication, information, media and technology
- Knowing how to learn

Life and Career Characteristics

- Integrity
- Self-direction
- Global perspective
- Perseverance
- Work ethic
- Interpersonal skills

* 21st Century core courses in Social Sciences include History, Geography, Economics, Government and Civics.

WORLD CLASS SKILLS & LIFE AND CAREER CHARACTERISTICS

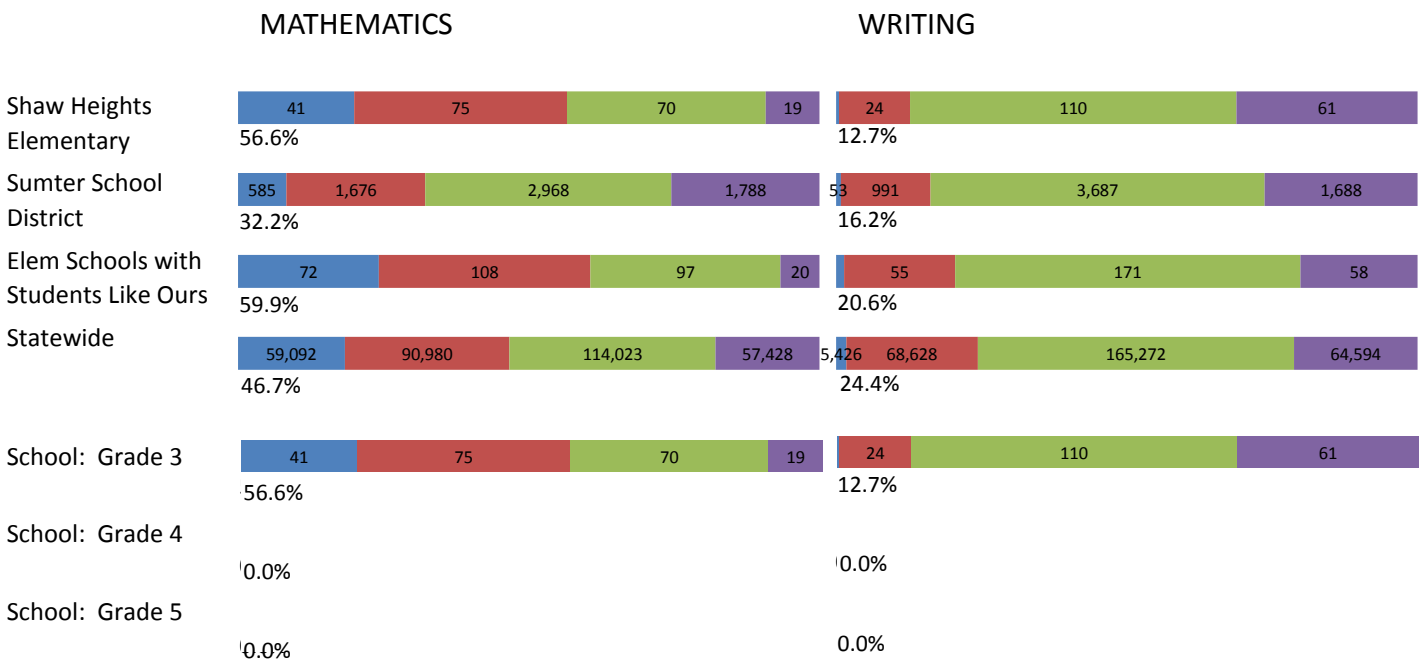
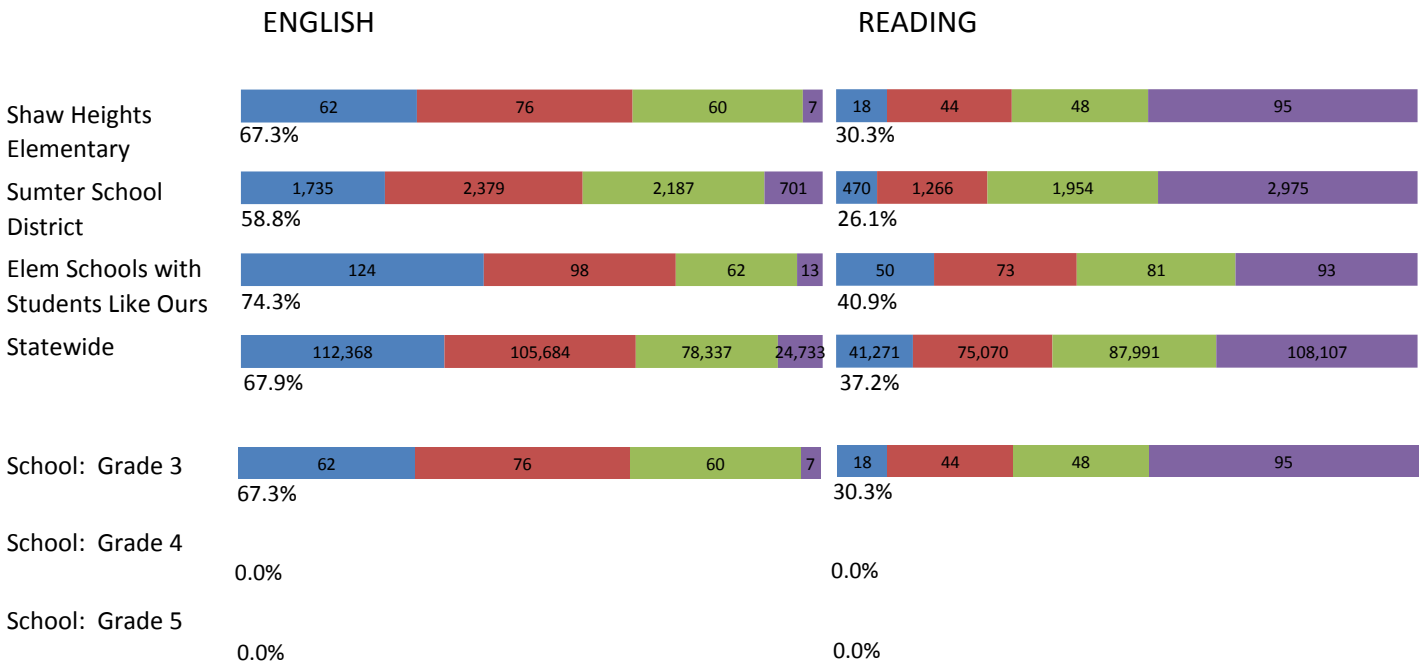
Our school is helping all students develop the world class skills and life and career characteristics of the Profile of the Graduate by ...

Shaw Heights Elementary is a public Title I school located on Shaw Air Force Base. Our school serves both military and non-military families. We strive to create a warm, nurturing environment for our students to excel and achieve in all areas. Many parent involvement opportunities are implemented throughout the school year. Teachers work collaboratively with the parents to ensure that all children have a positive learning experience. Our School Improvement Council has made a commitment to provide support for the school's mission and performance goals, and to encourage the involvement of the community. Shaw Heights Elementary experienced success with our students earning a B grade on the Federal Accountability Rating System in 2014. Our test scores on the PASS earned our school the honor of the Palmetto Gold Award in 2011 and 2012. Teachers, students, faculty, parents, and community members shared in the celebrations of our success. Some of the steps taken to ensure our students are achieving at a high level include correlating our curriculum with the state standards, participating in on-going professional development, intervention in reading and math, inclusion challenge classes, educational software programs, and a variety of parent involvement activities. We also involve our students in community service projects such as March of Dimes, Salvation Army Canned food drive, choir performances in the community, Christmas Cards for Shaw, and Relay for life. Shaw Heights Elementary faculty and staff are dedicated to the mission of educating all children to their highest potential. Our school is helping all students develop the world class skills and life and career characteristics of the Profile of the South Carolina Graduate by focusing on appropriate academic planning and instruction to improve the achievement of each child attending our school.

Dr. Melissa Morris, Principal

KNOWLEDGE

The ACT Aspire assessment was given to students in grades 3-8 in Spring 2015. Students were assessed in the subject areas of Reading, English, Mathematics and Writing



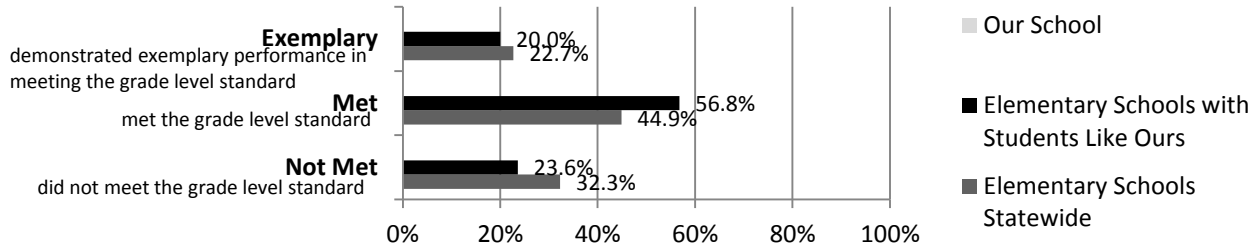
Abbreviations for Missing Data

- N/A-Not Applicable
- N/AV-Not Available
- N/C-Not Collected
- N/R-Not Reported
- I/S-Insufficient Sample

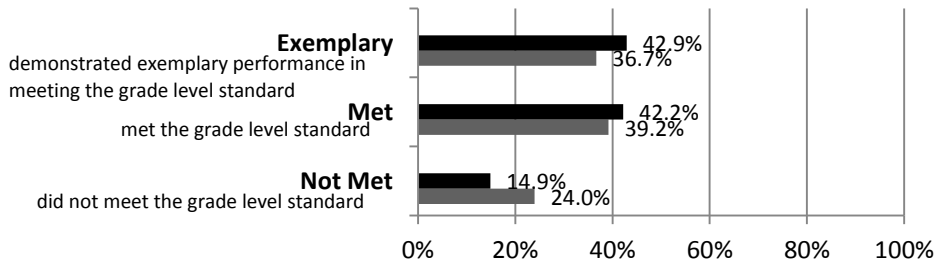
KNOWLEDGE

The SC Palmetto Assessment of State Standards (SCPASS) was given to students in grades 4 - 8 in Spring 2015. Students were assessed in the subject areas of Science and Social Studies.

Science



Social Studies



Science SCPASS	
Our School: Percent Met and Above for each grade level	
4th grade	5th grade
N/A	N/A
Social Studies SCPASS	
Our School: Percent Met and Above for each grade level	
4th grade	5th grade
N/A	N/A

Note: Results include SC-Alt assessment results.

Exemplary	"Exemplary": student demonstrated exemplary performance in meeting the grade level standard.
Met	"Met": student met the grade level standard.
Not Met	"Not Met": student did not meet the grade level standard.

Elementary Schools with Students Like Ours are elementary schools with poverty indices of no more than 5% above or below the index for the school.

Abbreviations for Missing Data

N/A-Not Applicable N/AV-Not Available N/C-Not Collected N/R-Not Reported I/S-Insufficient Sample

OPPORTUNITIES**For students to meet the profile of the SC Graduate**

	Our School	Change from Last Year	Elementary Schools with students like ours
Students (n = 482)			
Percent of students participating in Medicaid, SNAP, or TANF; homeless, foster, or migrant students (poverty index)	53.1	Down from 75.1%	N/A
Attendance Rate	95.8	Up from 94.9%	96.3
With disabilities	12.3	Up from 11.9%	11.6
Out of school suspensions or expulsions for violent and/or criminal offenses	0.0	No change	0.0
Percentage of students served by gifted and talented programs	4.4	Down from 5.9%	11.0
Percentage of students retained	1.2	Down from 2.5%	0.8
Teachers (n = 29)			
Percentage of teachers with advanced degrees	65.5	Down from 82.1%	59.8
Percentage of teachers on continuing contract	69.0	Down from 75.0%	82.9
Teachers returning from previous year	79.2	Down from 83.3%	89.7
Teacher attendance rate	97.0	Up from 96.1%	94.9
Average teacher salary*	\$48,670	Down 3.4%	\$49,665
Professional development days / teacher	6.4 days	Down from 8.1 days	10.1 days
Percentage of teacher vacancies for more than 9 weeks	0.0	N/A	0.4
School			
Principal's years at school	3.0	Up from 2.0	4.0
Student-teacher ratio in core subjects	22.6 to 1	Down from 23.9 to 1	21.0 to 1
Prime instructional time	92.2	Up from 90.4%	90.4
Opportunities in the arts	Good	No change	Good
Opportunities in foreign languages	Poor	N/A	Poor
AdvancEd (SACS) accreditation	Yes	No change	Yes
Parents attending conferences	96.6	Down from 99.2%	100.0
Character development program	Excellent	No change	Excellent
Avg. age of books / electronic media in the school library	11.0	N/A	13.3
Number of resources available per student in the school library media center	19.4	N/A	19.4
Bandwidth capacity per student	<25 Mbps	N/C	N/A
Percent of classrooms with wireless access	51-75%	N/C	N/A
District-issued learning devices per student	0.2	N/C	1.3
District-issued technology devices per teacher	1.9	N/C	1.7
Percentage of classes not taught by highly qualified teachers	11.4	Down from 14.5%	0.0
Dollars spent per pupil**	\$6,554	Down 2.4%	\$7,151
Percent of expenditures for instruction**	57.7	Up from 57.4%	66.7
Percent of expenditures for teachers' salaries**	59.0	Up from 58.4%	67.5

* Includes current year teachers contracted for 190 days or more.

** Prior year audited financial data are reported.

Abbreviations for Missing Data

N/A-Not Applicable

N/AV-Not Available

N/C-Not Collected

N/R-Not Reported

I/S-Insufficient Sample

OPPORTUNITIES**Evaluations by Teachers, Students, and Parents****Evaluations by Teachers, Students, and Parents**

	Teachers	Students*	Parents*
Number of surveys returned	29	186	138
Percent satisfied with learning environment	96.5	91.9	93.4
Percent satisfied with social and physical environment	96.6	90.3	93.3
Percent satisfied with school-home relations	82.8	85.1	78.9

* Only students at the highest elementary school grade and their parents were included.

State Ratings History of School

Year	Absolute Rating	Growth Rating
2014	Good	At-Risk
2013	Good	At-Risk
2012	Excellent	Good

Based on state law, schools will not be rated for state accountability purposes until Fall 2017.

Additional Resources

SC State Content Standards
[Family-Friendly Guides to the SC Content Standards](#)
[2014-15 Accountability Manual](#)
[Report Card Data Files](#)
[ESEA Data Files](#)

Abbreviations for Missing Data

N/A-Not Applicable

N/AV-Not Available

N/C-Not Collected

N/R-Not Reported

I/S-Insufficient Sample