

Pacolet Elementary School

150 McDowell Street
Pacolet, SC 29372



South Carolina State Report Card

State and federal laws require public schools to release report cards to the public each year. This year, the report card has been updated to reflect changes in reporting directed by the SC Education Oversight Committee. Schools will not be rated for state accountability purposes until Fall 2017 when the state will transition to a single accountability system. The following reports student performance in school year 2014-15.

Grades:	PK-5 Elementary	Principal:	Allison Berry
Enrollment:	430 students	Superintendent:	Dr. James O. Ray
School Phone:	864-279-6500	Board Chair:	Shannon Gault
School Website:	http://pacolet.spartanburg3.org/		



Profile of the SC Graduate

World Class Knowledge

- Rigorous standards in language arts and math for career and college readiness
- Multiple languages, science, technology, engineering, mathematics (STEM), arts and social sciences*

World Class Skills

- Creativity and innovation
- Critical thinking and problem solving
- Collaboration and teamwork
- Communication, information, media and technology
- Knowing how to learn

Life and Career Characteristics

- Integrity
- Self-direction
- Global perspective
- Perseverance
- Work ethic
- Interpersonal skills

* 21st Century core courses in Social Sciences include History, Geography, Economics, Government and Civics.

WORLD CLASS SKILLS & LIFE AND CAREER CHARACTERISTICS

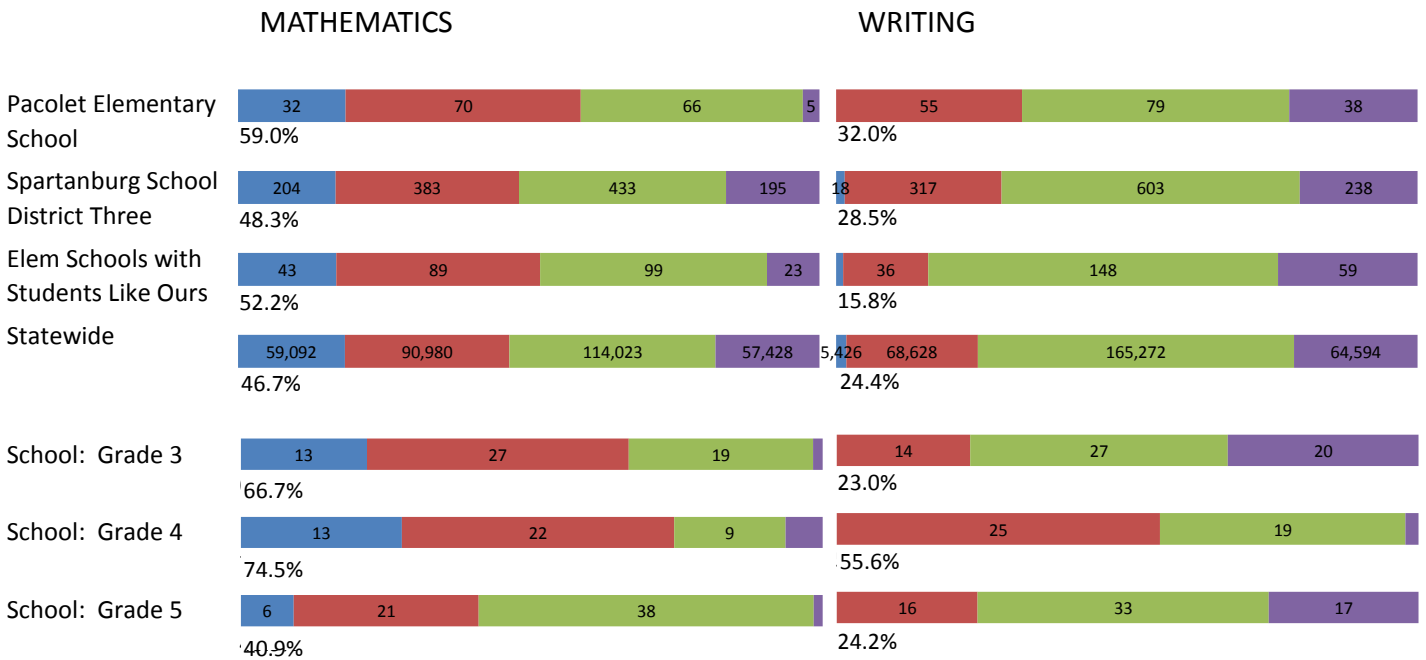
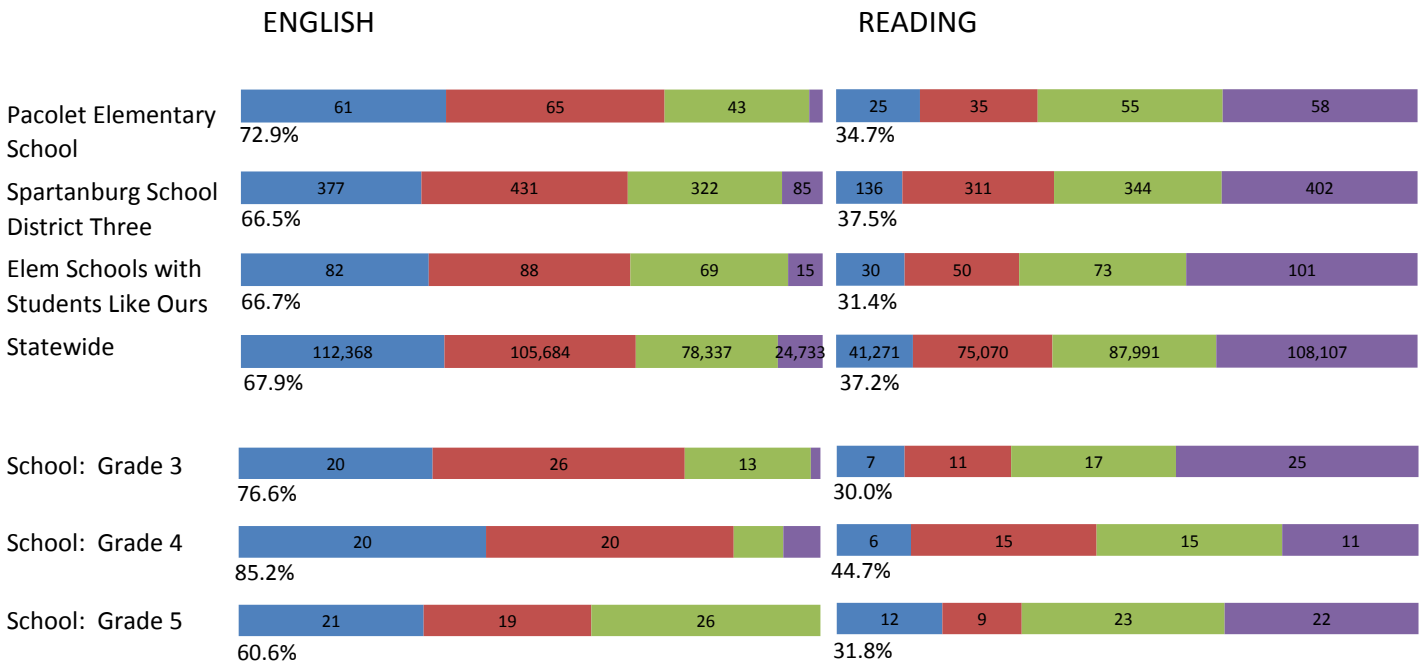
Our school is helping all students develop the world class skills and life and career characteristics of the Profile of the Graduate by ...

Pacolet Elementary is a Title I school that serves a diverse rural community in Spartanburg School District Three. We have more than 400 students enrolled in pre-kindergarten through 5th grade. Pre-school students are served through two full-day four-year old kindergarten classes as well as a child-development center for three and four-year-olds. During the 2014-2015 school year, we continued our "Lights, Camera, Action" theme, which highlighted student achievement and positive character. Teachers participated in professional development at the school and district level. The School Improvement Council (SIC), Parent Teacher Organization (PTO), and Title I Board, consisting of administrators, teachers, parents, and community leaders, worked together to implement new activities through fundraising and team collaboration. They met quarterly to insure continuous improvement. The continued use of student achievement and reading assessment data provided vital tools to measure student academic progress. This instructional data results allowed teachers to inform parents of student progress towards grade level expectations as well as guide classroom instruction. Instructional initiatives including a Balanced Literacy Model, Reading Recovery, Leveled Literacy Intervention, integration of Science, Technology, Engineering, and Mathematics, and 1-to-1 mobile learning continue to improve student learning and support our College and Career Readiness Standards. Pacolet Elementary School continued the Owleus Bullying Prevention Program, as well as our positive character education initiative and Positive Behavior Intervention System to instill integrity, self-direction, and interpersonal skills in students. Through the commitment and dedication of all stakeholders in the Pacolet community, Pacolet Elementary School continues to provide a positive learning environment for students that insures world class knowledge, world class skills, and life and career characteristics.

Allison Berry, Principal
Kaye Dunnaway, SIC Chairperson

KNOWLEDGE

The ACT Aspire assessment was given to students in grades 3-8 in Spring 2015. Students were assessed in the subject areas of Reading, English, Mathematics and Writing



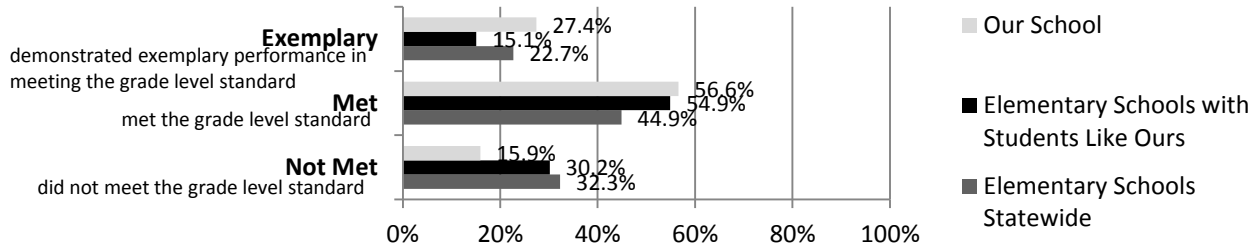
Abbreviations for Missing Data

- N/A-Not Applicable
- N/AV-Not Available
- N/C-Not Collected
- N/R-Not Reported
- I/S-Insufficient Sample

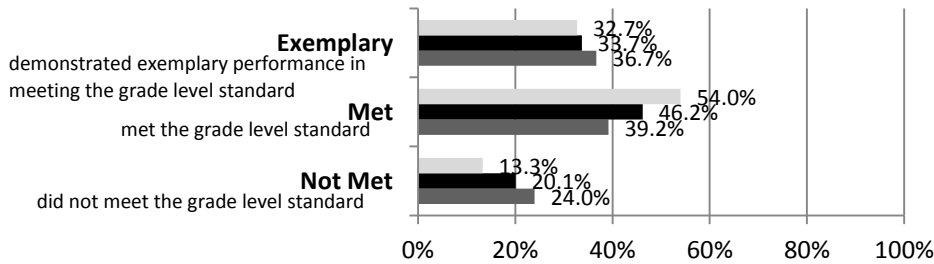
KNOWLEDGE

The SC Palmetto Assessment of State Standards (SCPASS) was given to students in grades 4 - 8 in Spring 2015. Students were assessed in the subject areas of Science and Social Studies.

Science



Social Studies



Science SCPASS	
Our School: Percent Met and Above for each grade level	
4th grade	5th grade
87.2	81.8
Social Studies SCPASS	
Our School: Percent Met and Above for each grade level	
4th grade	5th grade
89.4	84.8

Note: Results include SC-Alt assessment results.

Exemplary	"Exemplary": student demonstrated exemplary performance in meeting the grade level standard.
Met	"Met": student met the grade level standard.
Not Met	"Not Met": student did not meet the grade level standard.

Elementary Schools with Students Like Ours are elementary schools with poverty indices of no more than 5% above or below the index for the school.

Abbreviations for Missing Data

N/A-Not Applicable N/AV-Not Available N/C-Not Collected N/R-Not Reported I/S-Insufficient Sample

OPPORTUNITIES

For students to meet the profile of the SC Graduate

	Our School	Change from Last Year	Elementary Schools with students like ours
Students (n = 430)			
Percent of students participating in Medicaid, SNAP, or TANF; homeless, foster, or migrant students (poverty index)	72.3	Down from 75.7%	N/A
Attendance Rate	95.8	Down from 96.0%	95.9
With disabilities	14.0	Down from 17.4%	13.2
Out of school suspensions or expulsions for violent and/or criminal offenses	0.0	No change	0.0
Percentage of students served by gifted and talented programs	8.5	Down from 9.0%	7.1
Percentage of students retained	1.0	Down from 2.6%	1.1
Teachers (n = 27)			
Percentage of teachers with advanced degrees	59.3	Down from 64.0%	59.3
Percentage of teachers on continuing contract	74.1	Down from 80.0%	83.3
Teachers returning from previous year	94.3	Up from 93.4%	88.8
Teacher attendance rate	94.7	Up from 93.8%	95.0
Average teacher salary*	\$48,957	Down 3.0%	\$48,191
Professional development days / teacher	3.5 days	Down from 15.1 days	11.0 days
Percentage of teacher vacancies for more than 9 weeks	0.0	N/A	0.6
School			
Principal's years at school	1.0	Down from 7.0	5.0
Student-teacher ratio in core subjects	19.0 to 1	Up from 18.1 to 1	20.8 to 1
Prime instructional time	89.0	Up from 88.3%	89.7
Opportunities in the arts	Good	No change	Good
Opportunities in foreign languages	Poor	N/A	Poor
AdvancEd (SACS) accreditation	Yes	No change	Yes
Parents attending conferences	100.0	No change	100.0
Character development program	Excellent	No change	Excellent
Avg. age of books / electronic media in the school library	20.0	N/A	15.2
Number of resources available per student in the school library media center	31.2	N/A	21.7
Bandwidth capacity per student	<25 Mbps	N/C	N/A
Percent of classrooms with wireless access	76-100%	N/C	N/A
District-issued learning devices per student	0.6	N/C	0.9
District-issued technology devices per teacher	1.3	N/C	1.9
Percentage of classes not taught by highly qualified teachers	0.0	No change	0.0
Dollars spent per pupil**	\$9,400	Up 2.7%	\$7,595
Percent of expenditures for instruction**	58.6	Up from 58.5%	67.1
Percent of expenditures for teachers' salaries**	60.0	Up from 59.6%	68.1

* Includes current year teachers contracted for 190 days or more.

** Prior year audited financial data are reported.

Abbreviations for Missing Data

N/A-Not Applicable

N/AV-Not Available

N/C-Not Collected

N/R-Not Reported

I/S-Insufficient Sample

OPPORTUNITIES

Evaluations by Teachers, Students, and Parents

Evaluations by Teachers, Students, and Parents

	Teachers	Students*	Parents*
Number of surveys returned	33	67	43
Percent satisfied with learning environment	100.0	85.1	83.7
Percent satisfied with social and physical environment	100.0	85.1	90.7
Percent satisfied with school-home relations	97.0	91.0	86.0

* Only students at the highest elementary school grade and their parents were included.

State Ratings History of School

Year	Absolute Rating	Growth Rating
2014	Excellent	Average
2013	Good	Average
2012	Good	Good

Based on state law, schools will not be rated for state accountability purposes until Fall 2017.

Additional Resources

- SC State Content Standards
- [Family-Friendly Guides to the SC Content Standards](#)
- [2014-15 Accountability Manual](#)
- [Report Card Data Files](#)
- [ESEA Data Files](#)

Abbreviations for Missing Data

N/A-Not Applicable N/AV-Not Available N/C-Not Collected N/R-Not Reported I/S-Insufficient Sample