

Cannons Elementary School

1315 Old Converse Road
Spartanburg, SC 29307



South Carolina State Report Card

State and federal laws require public schools to release report cards to the public each year. This year, the report card has been updated to reflect changes in reporting directed by the SC Education Oversight Committee. Schools will not be rated for state accountability purposes until Fall 2017 when the state will transition to a single accountability system. The following reports student performance in school year 2014-15.

Grades:	PK-5 Elementary	Principal:	Karen Grimm
Enrollment:	262 students	Superintendent:	Dr. James O. Ray
School Phone:	864-279-6100	Board Chair:	Shannon Gault
School Website:	http://cannons.spartanburg3.org/		



Profile of the SC Graduate

World Class Knowledge

- Rigorous standards in language arts and math for career and college readiness
- Multiple languages, science, technology, engineering, mathematics (STEM), arts and social sciences*

World Class Skills

- Creativity and innovation
- Critical thinking and problem solving
- Collaboration and teamwork
- Communication, information, media and technology
- Knowing how to learn

Life and Career Characteristics

- Integrity
- Self-direction
- Global perspective
- Perseverance
- Work ethic
- Interpersonal skills

* 21st Century core courses in Social Sciences include History, Geography, Economics, Government and Civics.

WORLD CLASS SKILLS & LIFE AND CAREER CHARACTERISTICS

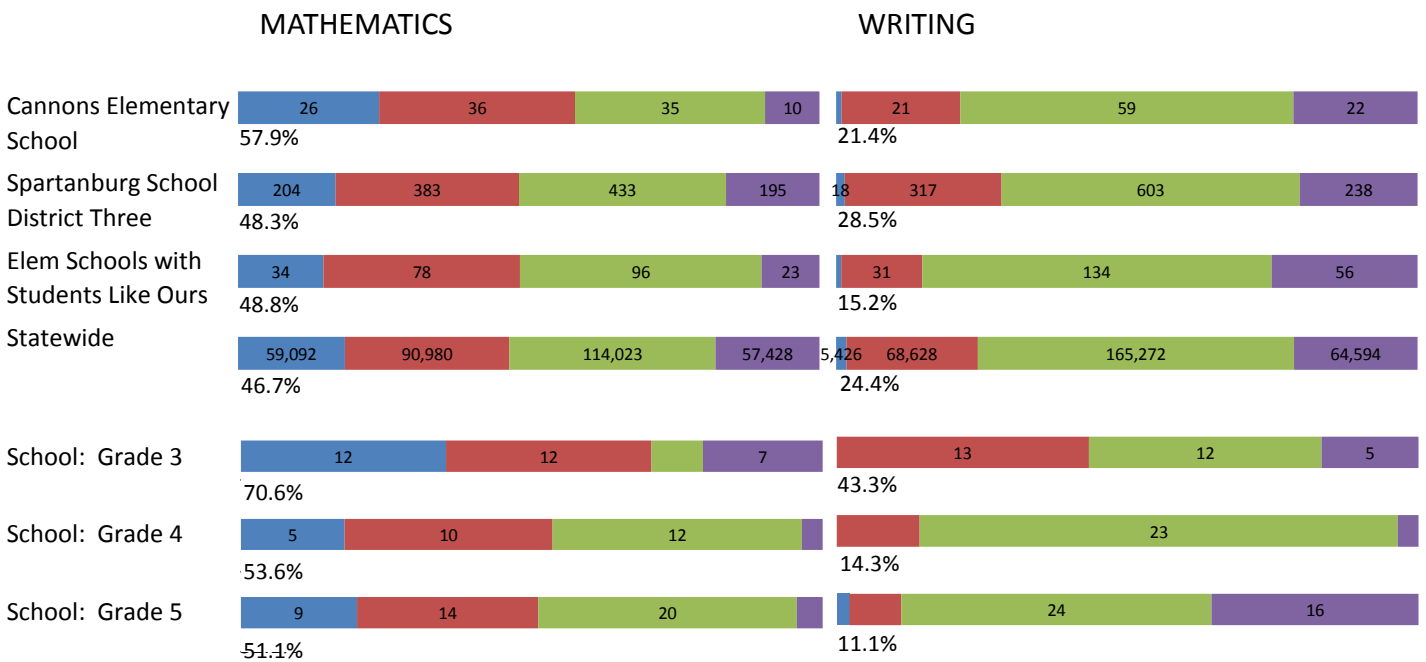
Our school is helping all students develop the world class skills and life and career characteristics of the Profile of the Graduate by ...

Cannons Elementary School is helping all students develop the world class skills and life and career characteristics of the Profile of the South Carolina Graduate by providing a learning environment where students are valued and challenged to reach their potential. The faculty, staff, students, and parents worked together to focus on maintaining an excellent school climate in order for students to learn about and know they are valued members of their school. Students and staff worked together to donate to several charitable organizations such as The American Cancer Society, the Humane Society and The March of Dimes. These efforts provided opportunities for students to see beyond their school and show support to the community through purposeful learning experiences. A combination of assessment tools such as Measures of Academic Progress, portfolio assessment, teacher-created formative assessments and district summative assessments made it possible to review each student's strengths and build challenging, relevant and personalized instruction. Cannons is an Arts in the Basic Curriculum school site where grants from the South Carolina Department of Education, the South Carolina Arts Commission and the Greater Spartanburg Arts Council support student learning. Students experienced art in a variety of forms allowing them to build connections to the core curriculum through innovation, problem solving, collaboration and creativity. Authentic learning experiences in science, technology, engineering, arts, and mathematics mirrored skills students will need in their future careers. Students used technology to create and publish research, produce performances that integrated arts and other content and to build fluency and knowledge in all subjects. Our district strongly supported professional development in the areas of technology, and curriculum development for all subjects. Teachers collaborated across the district to plan high quality instruction using student performance data. We trained new Reading Recovery teachers and provided staff development on high quality literacy instruction. Consultants from Clemson worked with our district math/science coach to train teachers in best practices for teaching mathematics and science. A select group of teachers attended iSTEM with a district team. Teachers from Cannons attended summer institutes and ABC networking meetings to strengthen their learning about arts integration and STEAM strategies. The School Improvement Council, PTO, parents and community continue to enhance learning at Cannons Elementary with their involvement and support. We thank our school community for their support as we continue to work together to develop our future South Carolina graduates as leaders in their school, community and world!

Karen Grimm, Principal
Meghanne McDaniels, SIC Chair

KNOWLEDGE

The ACT Aspire assessment was given to students in grades 3-8 in Spring 2015. Students were assessed in the subject areas of Reading, English, Mathematics and Writing



ACT Readiness Levels



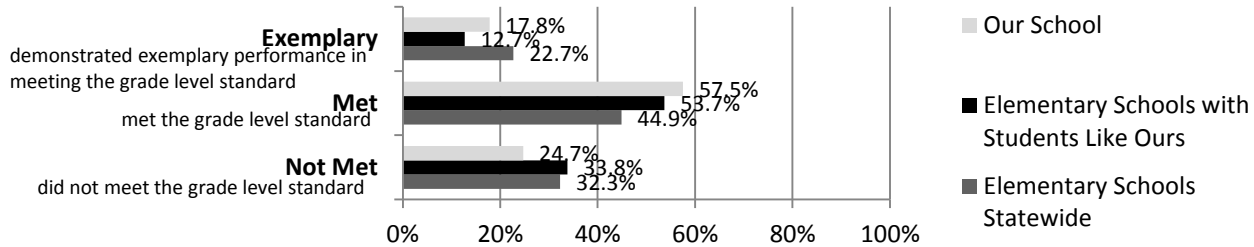
Abbreviations for Missing Data

- N/A-Not Applicable
- N/AV-Not Available
- N/C-Not Collected
- N/R-Not Reported
- I/S-Insufficient Sample

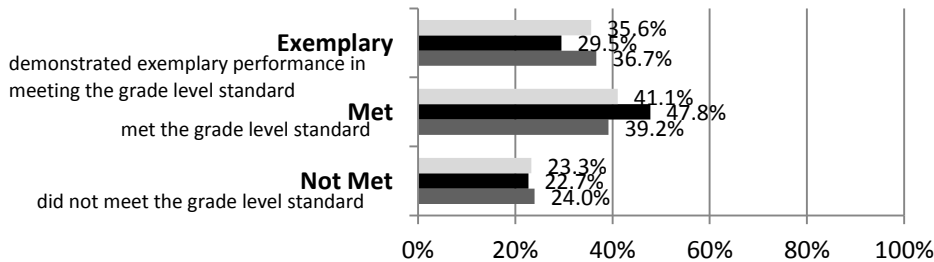
KNOWLEDGE

The SC Palmetto Assessment of State Standards (SCPASS) was given to students in grades 4 - 8 in Spring 2015. Students were assessed in the subject areas of Science and Social Studies.

Science



Social Studies



Science SCPASS	
Our School: Percent Met and Above for each grade level	
4th grade	5th grade
71.4	77.8
Social Studies SCPASS	
Our School: Percent Met and Above for each grade level	
4th grade	5th grade
85.7	71.1

Note: Results include SC-Alt assessment results.

Exemplary	"Exemplary": student demonstrated exemplary performance in meeting the grade level standard.
Met	"Met": student met the grade level standard.
Not Met	"Not Met": student did not meet the grade level standard.

Elementary Schools with Students Like Ours are elementary schools with poverty indices of no more than 5% above or below the index for the school.

Abbreviations for Missing Data

N/A-Not Applicable N/AV-Not Available N/C-Not Collected N/R-Not Reported I/S-Insufficient Sample

OPPORTUNITIES**For students to meet the profile of the SC Graduate**

	Our School	Change from Last Year	Elementary Schools with students like ours
Students (n = 262)			
Percent of students participating in Medicaid, SNAP, or TANF; homeless, foster, or migrant students (poverty index)	78.8	Down from 80.7%	N/A
Attendance Rate	95.8	Down from 96.1%	95.5
With disabilities	19.5	Up from 17.7%	13.5
Out of school suspensions or expulsions for violent and/or criminal offenses	0.0	No change	0.0
Percentage of students served by gifted and talented programs	9.8	Down from 11.2%	6.4
Percentage of students retained	0.8	Up from 0.0%	1.3
Teachers (n = 24)			
Percentage of teachers with advanced degrees	66.7	Down from 73.9%	58.3
Percentage of teachers on continuing contract	91.7	Up from 91.3%	80.6
Teachers returning from previous year	95.5	Down from 96.8%	88.1
Teacher attendance rate	96.8	Up from 96.2%	94.9
Average teacher salary*	\$52,628	Up 0.1%	\$48,148
Professional development days / teacher	13.4 days	Down from 17.1 days	10.7 days
Percentage of teacher vacancies for more than 9 weeks	0.0	N/A	0.5
School			
Principal's years at school	10.0	Up from 9.0	4.0
Student-teacher ratio in core subjects	14.4 to 1	Down from 14.5 to 1	20.1 to 1
Prime instructional time	90.8	Down from 90.9%	89.2
Opportunities in the arts	Excellent	Up from Good	Good
Opportunities in foreign languages	Poor	N/A	Poor
AdvancEd (SACS) accreditation	Yes	No change	Yes
Parents attending conferences	100.0	No change	100.0
Character development program	Good	Down from Excellent	Excellent
Avg. age of books / electronic media in the school library	17.0	N/A	14.9
Number of resources available per student in the school library media center	59.2	N/A	25.2
Bandwidth capacity per student	<25 Mbps	N/C	N/A
Percent of classrooms with wireless access	76-100%	N/C	N/A
District-issued learning devices per student	0.8	N/C	1.0
District-issued technology devices per teacher	1.0	N/C	1.9
Percentage of classes not taught by highly qualified teachers	0.0	No change	0.0
Dollars spent per pupil**	\$13,391	Up 10.4%	\$7,829
Percent of expenditures for instruction**	60.6	Up from 60.5%	65.1
Percent of expenditures for teachers' salaries**	61.8	Up from 61.4%	66.7

* Includes current year teachers contracted for 190 days or more.

** Prior year audited financial data are reported.

Abbreviations for Missing Data

N/A-Not Applicable

N/AV-Not Available

N/C-Not Collected

N/R-Not Reported

I/S-Insufficient Sample

OPPORTUNITIES**Evaluations by Teachers, Students, and Parents****Evaluations by Teachers, Students, and Parents**

	Teachers	Students*	Parents*
Number of surveys returned	25	39	29
Percent satisfied with learning environment	100.0	94.8	93.1
Percent satisfied with social and physical environment	100.0	97.4	96.4
Percent satisfied with school-home relations	100.0	86.8	89.6

* Only students at the highest elementary school grade and their parents were included.

State Ratings History of School

Year	Absolute Rating	Growth Rating
2014	Good	Good
2013	Good	Average
2012	Good	Good

Based on state law, schools will not be rated for state accountability purposes until Fall 2017.

Additional Resources

SC State Content Standards
[Family-Friendly Guides to the SC Content Standards](#)
[2014-15 Accountability Manual](#)
[Report Card Data Files](#)
[ESEA Data Files](#)

Abbreviations for Missing Data

N/A-Not Applicable

N/AV-Not Available

N/C-Not Collected

N/R-Not Reported

I/S-Insufficient Sample