

## Hollywood Elementary School

1261 Hollywood Road

Saluda, SC 29138



# South Carolina State Report Card

State and federal laws require public schools to release report cards to the public each year. This year, the report card has been updated to reflect changes in reporting directed by the SC Education Oversight Committee. Schools will not be rated for state accountability purposes until Fall 2017 when the state will transition to a single accountability system. The following reports student performance in school year 2014-15.

<b>Grades:</b>	PK-5 Elementary	<b>Principal:</b>	Tammie C. Shore
<b>Enrollment:</b>	394 students	<b>Superintendent:</b>	Dr. David M. Mathis
<b>School Phone:</b>	864-445-8333	<b>Board Chair:</b>	Christy Corley Nichols
<b>School Website:</b>	<a href="http://hes.saluda.schooldesk.net">http://hes.saluda.schooldesk.net</a>		



### Profile of the SC Graduate

#### World Class Knowledge

- Rigorous standards in language arts and math for career and college readiness
- Multiple languages, science, technology, engineering, mathematics (STEM), arts and social sciences\*

#### World Class Skills

- Creativity and innovation
- Critical thinking and problem solving
- Collaboration and teamwork
- Communication, information, media and technology
- Knowing how to learn

#### Life and Career Characteristics

- Integrity
- Self-direction
- Global perspective
- Perseverance
- Work ethic
- Interpersonal skills

\* 21st Century core courses in Social Sciences include History, Geography, Economics, Government and Civics.

### WORLD CLASS SKILLS & LIFE AND CAREER CHARACTERISTICS

*Our school is helping all students develop the world class skills and life and career characteristics of the Profile of the Graduate by ...*

Hollywood Elementary School is helping all students develop the world class skills and life and career characteristics of the Profile of the South Carolina Graduate by providing a learning environment where students are expected to be Respectful, Organized, Cooperative, Knowledgeable, and Safe. HES is a Positive Behavior Interventions and Support school in our fifth year of implementation. It is our priority to reinforce positive behaviors while constantly teaching our school wide expectations. Our students are taught to use critical thinking and problem solving skills. We offer this learning environment by carrying out our school wide mission: to provide engaging educational opportunities that encourage positive academics and social growth.

HES has fully implemented Common Core State Standards and Balanced Literacy in all grades. Throughout the school year teachers also implement lessons that incorporate STEM, the arts, and social sciences. We encourage our students to use higher level thinking skills and develop a strong work ethic. High quality assessments are indicators of success as scores continue to rise. Open House, Parent Conferences, and Kindergarten 101 allow teachers to share goals and expectations with our parents. We are proud of our solid past of academic success and strong parent involvement.

Our students are constantly pursuing excellence and are offered many chances to succeed. During school students help produce HES' early morning news show, The Hollywood Rock Show. After school students are able to join the Honors Choir and Percussion Ensemble and the Lucky and Little Leaf 4-H Clubs. A fifth grade Girls' Book Club was also started this year. HES has a chapter of the Elementary Honor Society that sponsors school wide events focusing on community service. The Good News Club also meets weekly.

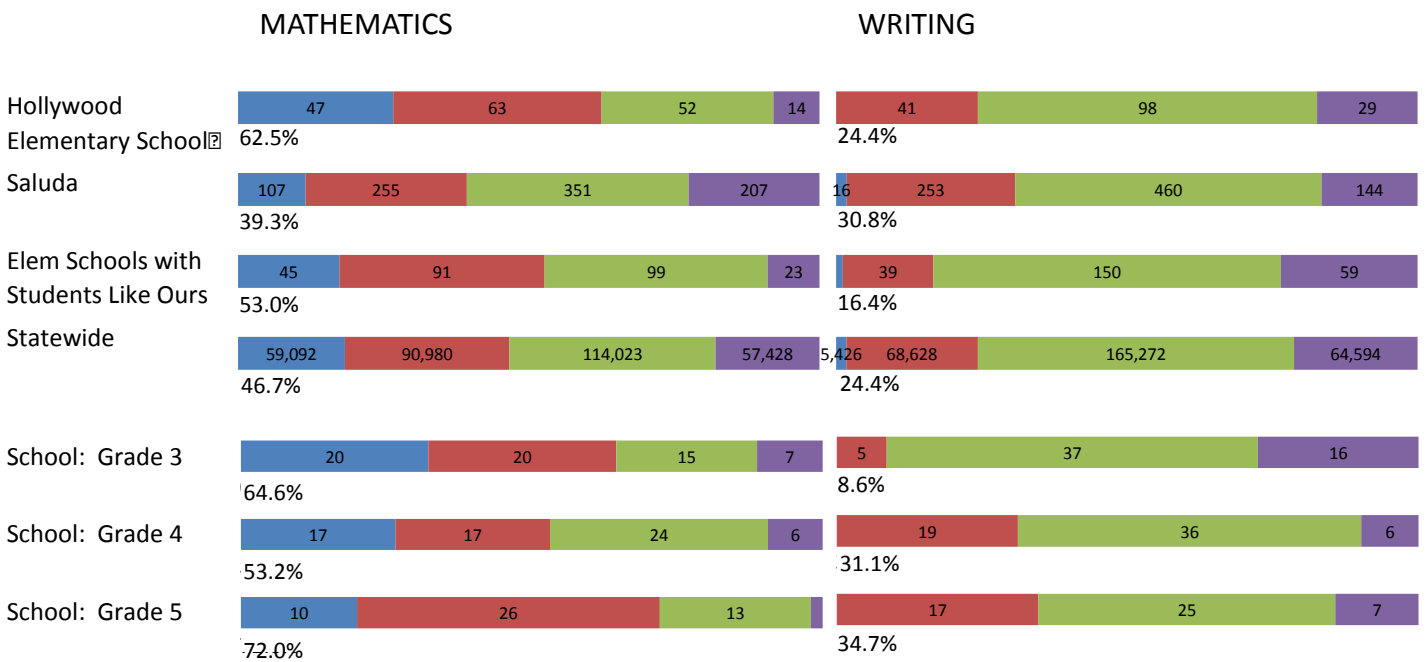
Several events were held both during and after school to bring parents and our community together. Breakfasts with our moms, dads, and grandparents and two book fairs were held. Arts on the Green was a celebration of the arts and our related arts classes. Our parents group at HES continues to be dedicated to providing support for our school.

Our teachers at HES are dedicated to providing the absolute best in instruction and care for our students. Melanie Bedenbaugh was selected as our 2014-15 Teacher of the Year. Our kindergarten teachers were honored with being selected to receive a grant from MCEC. Our school was also awarded two Donor's Choose grants.

This past school year has certainly been one where we were able to accomplish our

**KNOWLEDGE**

The ACT Aspire assessment was given to students in grades 3-8 in Spring 2015. Students were assessed in the subject areas of Reading, English, Mathematics and Writing



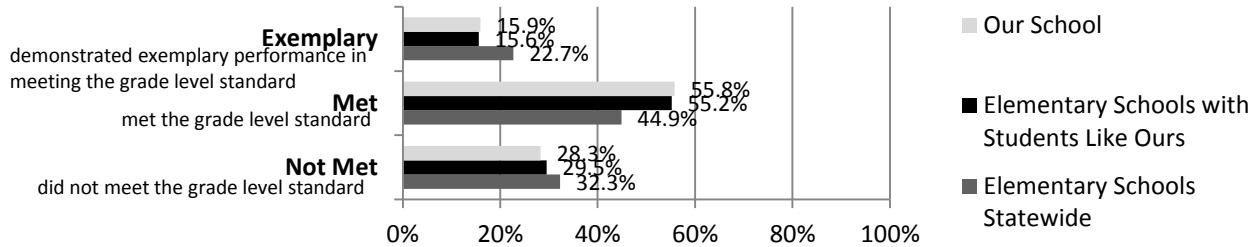
Abbreviations for Missing Data

- N/A-Not Applicable
- N/AV-Not Available
- N/C-Not Collected
- N/R-Not Reported
- I/S-Insufficient Sample

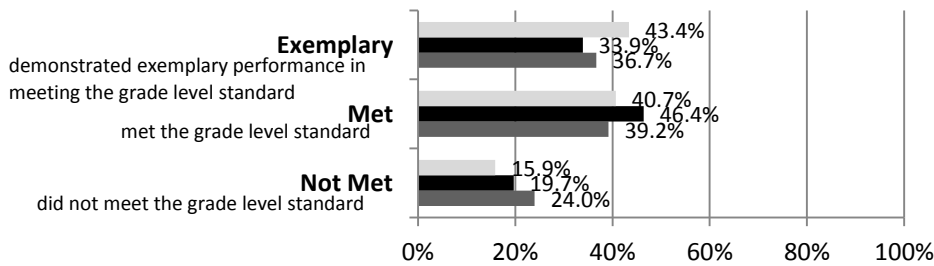
**KNOWLEDGE**

The SC Palmetto Assessment of State Standards (SCPASS) was given to students in grades 4 - 8 in Spring 2015. Students were assessed in the subject areas of Science and Social Studies.

**Science**



**Social Studies**



Science SCPASS	
Our School: Percent Met and Above for each grade level	
4th grade	5th grade
65.6	79.6
Social Studies SCPASS	
Our School: Percent Met and Above for each grade level	
4th grade	5th grade
82.8	85.7

Note: Results include SC-Alt assessment results.

Exemplary	<b>"Exemplary"</b> : student demonstrated exemplary performance in meeting the grade level standard.
Met	<b>"Met"</b> : student met the grade level standard.
Not Met	<b>"Not Met"</b> : student did not meet the grade level standard.

Elementary Schools with Students Like Ours are elementary schools with poverty indices of no more than 5% above or below the index for the school.

Abbreviations for Missing Data

N/A-Not Applicable    N/AV-Not Available    N/C-Not Collected    N/R-Not Reported    I/S-Insufficient Sample

**OPPORTUNITIES**

**For students to meet the profile of the SC Graduate**

	Our School	Change from Last Year	Elementary Schools with students like ours
<b>Students (n = 394)</b>			
Percent of students participating in Medicaid, SNAP, or TANF; homeless, foster, or migrant students (poverty index)	70.9	Down from 78.3%	N/A
Attendance Rate	95.5	Down from 96.9%	95.9
With disabilities	10.9	Down from 14.1%	12.9
Out of school suspensions or expulsions for violent and/or criminal offenses	0.0	No change	0.0
Percentage of students served by gifted and talented programs	5.7	Down from 6.1%	7.3
Percentage of students retained	3.6	Up from 3.0%	1.1
<b>Teachers (n = 24)</b>			
Percentage of teachers with advanced degrees	62.5	Up from 60.0%	59.3
Percentage of teachers on continuing contract	87.5	Up from 76.0%	83.6
Teachers returning from previous year	80.9	Down from 85.0%	88.8
Teacher attendance rate	93.7	Down from 95.6%	94.9
Average teacher salary*	\$48,123	Up 6.1%	\$48,154
Professional development days / teacher	13.1 days	Up from 12.3 days	10.9 days
Percentage of teacher vacancies for more than 9 weeks	0.0	N/A	0.5
<b>School</b>			
Principal's years at school	13.0	Up from 12.0	5.0
Student-teacher ratio in core subjects	20.1 to 1	Up from 18.7 to 1	20.9 to 1
Prime instructional time	87.6	Down from 90.8%	89.6
Opportunities in the arts	Good	No change	Good
Opportunities in foreign languages	Poor	N/A	Poor
AdvancEd (SACS) accreditation	Yes	No change	Yes
Parents attending conferences	100.0	No change	100.0
Character development program	Excellent	No change	Excellent
Avg. age of books / electronic media in the school library	17.0	N/A	15.0
Number of resources available per student in the school library media center	40.2	N/A	21.1
Bandwidth capacity per student	<25 Mbps	N/C	N/A
Percent of classrooms with wireless access	76-100%	N/C	N/A
District-issued learning devices per student	0.3	N/C	1.0
District-issued technology devices per teacher	1.3	N/C	1.9
Percentage of classes not taught by highly qualified teachers	0.0	No change	0.0
Dollars spent per pupil**	\$7,001	Up 8.0%	\$7,612
Percent of expenditures for instruction**	62.8	Up from 62.7%	67.0
Percent of expenditures for teachers' salaries**	63.9	Up from 63.5%	68.1

\* Includes current year teachers contracted for 190 days or more.

\*\* Prior year audited financial data are reported.

Abbreviations for Missing Data

N/A-Not Applicable

N/AV-Not Available

N/C-Not Collected

N/R-Not Reported

I/S-Insufficient Sample

**OPPORTUNITIES**

**Evaluations by Teachers, Students, and Parents**

**Evaluations by Teachers, Students, and Parents**

	<b>Teachers</b>	<b>Students*</b>	<b>Parents*</b>
Number of surveys returned	27	51	43
Percent satisfied with learning environment	100.0	92.2	93.0
Percent satisfied with social and physical environment	96.3	82.0	95.4
Percent satisfied with school-home relations	92.5	98.0	81.4

\* Only students at the highest elementary school grade and their parents were included.

**State Ratings History of School**

<b>Year</b>	<b>Absolute Rating</b>	<b>Growth Rating</b>
2014	Good	Average
2013	Good	Below Average
2012	Good	Average

Based on state law, schools will not be rated for state accountability purposes until Fall 2017.

**Additional Resources**

- SC State Content Standards
- [Family-Friendly Guides to the SC Content Standards](#)
- [2014-15 Accountability Manual](#)
- [Report Card Data Files](#)
- [ESEA Data Files](#)

Abbreviations for Missing Data

N/A-Not Applicable    N/AV-Not Available    N/C-Not Collected    N/R-Not Reported    I/S-Insufficient Sample