

Bookman Road Elementary

1245 Bookman Road
Elgin, SC 29045



South Carolina State Report Card

State and federal laws require public schools to release report cards to the public each year. This year, the report card has been updated to reflect changes in reporting directed by the SC Education Oversight Committee. Schools will not be rated for state accountability purposes until Fall 2017 when the state will transition to a single accountability system. The following reports student performance in school year 2014-15.

Grades:	PK-5 Elementary	Principal:	Dr. Kendra Hill
Enrollment:	510 students	Superintendent:	Dr. Debbie Hamm
School Phone:	803-699-1724	Board Chair:	The Honorable Calvin "Chip" Jackson
School Website:	https://www.richland2.org/bre/Pages/default.aspx		



Profile of the SC Graduate

World Class Knowledge

- Rigorous standards in language arts and math for career and college readiness
- Multiple languages, science, technology, engineering, mathematics (STEM), arts and social sciences*

World Class Skills

- Creativity and innovation
- Critical thinking and problem solving
- Collaboration and teamwork
- Communication, information, media and technology
- Knowing how to learn

Life and Career Characteristics

- Integrity
- Self-direction
- Global perspective
- Perseverance
- Work ethic
- Interpersonal skills

* 21st Century core courses in Social Sciences include History, Geography, Economics, Government and Civics.

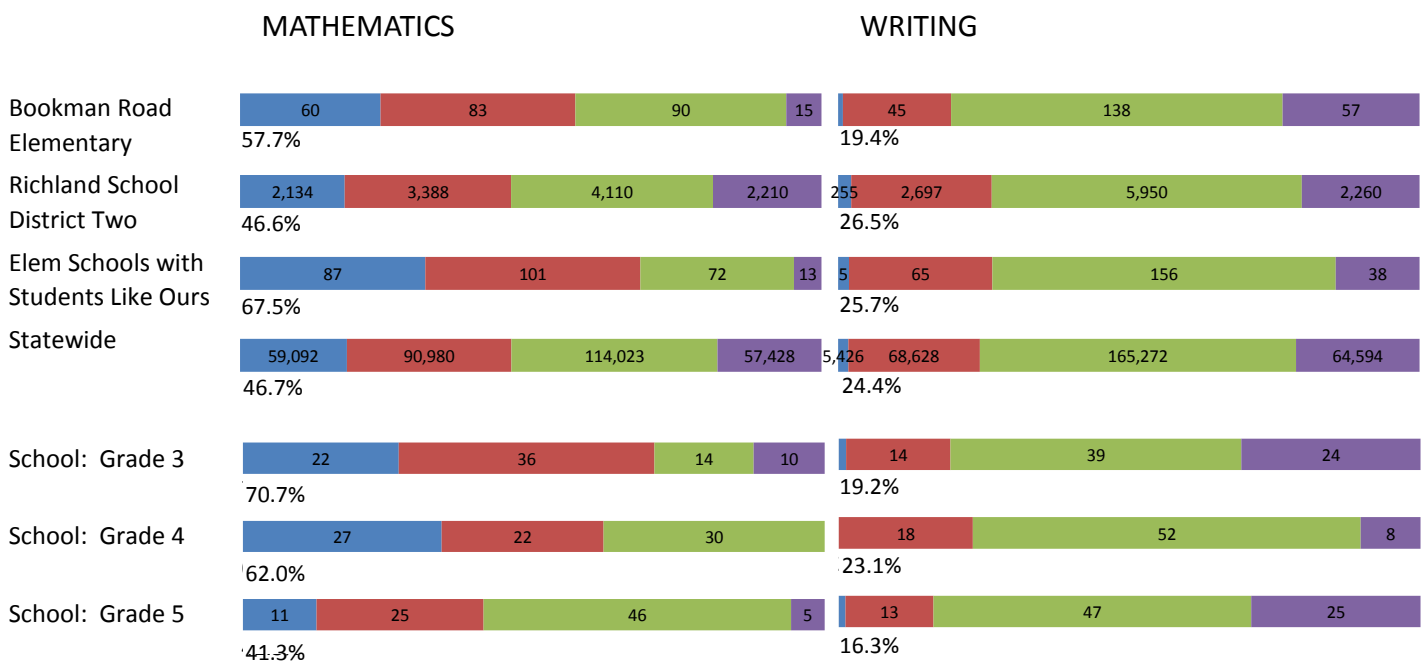
WORLD CLASS SKILLS & LIFE AND CAREER CHARACTERISTICS

Our school is helping all students develop the world class skills and life and career characteristics of the Profile of the Graduate by ...

Bookman Road Elementary School (BRES) opened its doors in 1998 utilizing an educational model based on nine body-brain compatible elements. Continuing with that same successful model, our students, staff, and parents have created an environment that is most conducive to learning. This framework, which provides the structure for the Bookman Road school-wide design, focuses on the elements of Meaningful Content, Mastery, Choice, Collaboration, Adequate Time, Movement, Immediate Feedback, Enriched Environment, Absence of Threat, and Being There Experiences for students. The common school-wide language of LIFESKILLS and Lifelong Guidelines provides a foundation for all students to develop a sense of community and experience the highest levels of learning in a safe environment. During the 2014-15 school year, Bookman Road received its tenth Palmetto Gold Award for academic achievement. Bookman Road has also been recognized with Palmetto Silver Awards for closing the achievement gap between statistically and historically achieving and underachieving student populations. During the 2014-15 school year, Bookman Road teachers and students were also granted multiple other awards and distinctions, including the GraceLife IMPACT grant, multiple Sparkleberry Fair grants, a Petco Pets in the Classroom grant, and a grant from the Department of Defense to aid and support military families. The military population at BRES has continued to grow throughout recent years. To help support military families, the school has used the Department of Defense Grant to fund a number of initiatives. The school offers a military child support group, a "Beacon Battle Buddies" after-school program, and several military recognition events, including an annual Military Breakfast and Veteran's Day Program. The BRES community emphasizes the importance of supporting our military families for the service and sacrifices they make for our country. Parent and community partnerships continue to help Bookman Road thrive. In addition to high levels of volunteerism in the classrooms and throughout the school, our School Improvement Council (SIC) spearheaded efforts to increase physical activity within the school community and secure funds to upkeep our schoolyard and "Lighthouse Lookout" Nature Trail; while the Parent Teacher Organization (PTO) has funded thousands of dollars for a digital school marquee and a UV shade for the school's playground. Bookman Road continues to "Light the Way" with students, parents, and staff to provide the very best learning experiences for students. Stakeholders are invited to learn more about BRES by visiting the school's website at www.richland2.org/bre. Mrs. Amy Ellisor, SIC Chair Dr. Kendra J. Hill, Principal

KNOWLEDGE

The ACT Aspire assessment was given to students in grades 3-8 in Spring 2015. Students were assessed in the subject areas of Reading, English, Mathematics and Writing



Abbreviations for Missing Data

N/A-Not Applicable

N/AV-Not Available

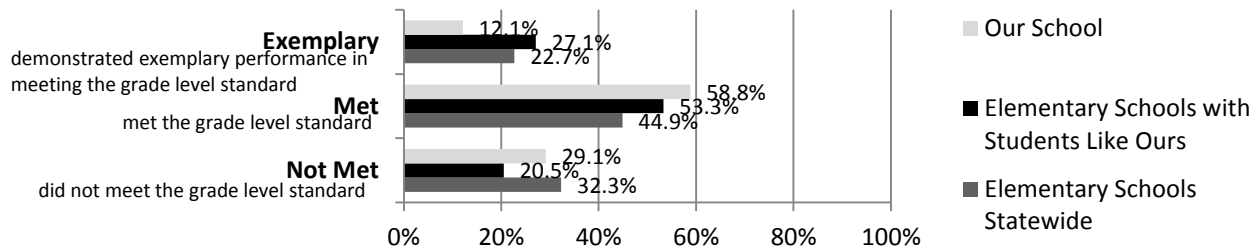
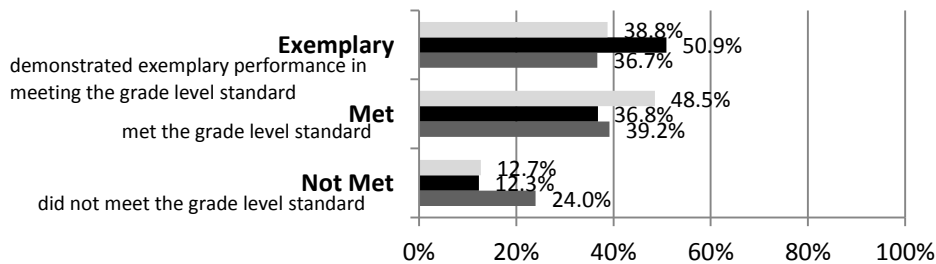
N/C-Not Collected

N/R-Not Reported

I/S-Insufficient Sample

KNOWLEDGE

The SC Palmetto Assessment of State Standards (SCPASS) was given to students in grades 4 - 8 in Spring 2015. Students were assessed in the subject areas of Science and Social Studies.

Science**Social Studies****Science SCPASS**

Our School: Percent Met and Above for each grade level

4th grade	5th grade
70.5	71.3

Social Studies SCPASS

Our School: Percent Met and Above for each grade level

4th grade	5th grade
93.6	81.6

Note: Results include SC-Alt assessment results.

Exemplary

"Exemplary": student demonstrated exemplary performance in meeting the grade level standard.

Met

"Met": student met the grade level standard.

Not Met

"Not Met": student did not meet the grade level standard.

Elementary Schools with Students Like Ours are elementary schools with poverty indices of no more than 5% above or below the index for the school.

Abbreviations for Missing Data

N/A-Not Applicable

N/AV-Not Available

N/C-Not Collected

N/R-Not Reported

I/S-Insufficient Sample

OPPORTUNITIES**For students to meet the profile of the SC Graduate**

	Our School	Change from Last Year	Elementary Schools with students like ours
Students (n = 510)			
Percent of students participating in Medicaid, SNAP, or TANF; homeless, foster, or migrant students (poverty index)	39.2	Down from 46.0%	N/A
Attendance Rate	97.3	Down from 97.4%	96.5
With disabilities	17.0	Up from 15.5%	10.2
Out of school suspensions or expulsions for violent and/or criminal offenses	1.0	Up from 0.0%	0.0
Percentage of students served by gifted and talented programs	12.4	Down from 13.7%	13.9
Percentage of students retained	0.4	Down from 0.6%	0.7
Teachers (n = 37)			
Percentage of teachers with advanced degrees	73.0	Down from 74.4%	62.6
Percentage of teachers on continuing contract	81.1	Up from 74.4%	84.5
Teachers returning from previous year	85.8	No change	89.1
Teacher attendance rate	93.4	Down from 96.7%	95.1
Average teacher salary*	\$50,621	Up 0.4%	\$50,410
Professional development days / teacher	1.8 days	Down from 2.3 days	12.0 days
Percentage of teacher vacancies for more than 9 weeks	0.0	N/A	1.1
School			
Principal's years at school	2.0	Up from 1.0	3.0
Student-teacher ratio in core subjects	20.5 to 1	Up from 19.7 to 1	20.5 to 1
Prime instructional time	89.4	Down from 92.8%	90.1
Opportunities in the arts	Good	No change	Good
Opportunities in foreign languages	Poor	N/A	Poor
AdvancEd (SACS) accreditation	Yes	No change	Yes
Parents attending conferences	100.0	No change	100.0
Character development program	Excellent	No change	Excellent
Avg. age of books / electronic media in the school library	12.0	N/A	12.4
Number of resources available per student in the school library media center	25.8	N/A	19.2
Bandwidth capacity per student	N/A	N/C	N/A
Percent of classrooms with wireless access	N/A	N/C	N/A
District-issued learning devices per student	N/A	N/C	0.7
District-issued technology devices per teacher	N/A	N/C	1.7
Percentage of classes not taught by highly qualified teachers	0.0	Down from 3.2%	0.0
Dollars spent per pupil**	\$8,916	Up 8.7%	\$7,684
Percent of expenditures for instruction**	68.7	Up from 68.5%	67.4
Percent of expenditures for teachers' salaries**	69.5	Up from 69.0%	67.8

* Includes current year teachers contracted for 190 days or more.

** Prior year audited financial data are reported.

Abbreviations for Missing Data

N/A-Not Applicable

N/AV-Not Available

N/C-Not Collected

N/R-Not Reported

I/S-Insufficient Sample

OPPORTUNITIES**Evaluations by Teachers, Students, and Parents****Evaluations by Teachers, Students, and Parents**

	Teachers	Students*	Parents*
Number of surveys returned	19	84	43
Percent satisfied with learning environment	100.0	90.5	88.4
Percent satisfied with social and physical environment	100.0	83.6	88.4
Percent satisfied with school-home relations	89.4	95.0	83.3

* Only students at the highest elementary school grade and their parents were included.

State Ratings History of School

Year	Absolute Rating	Growth Rating
2014	Excellent	Good
2013	Excellent	Good
2012	Excellent	Excellent

Based on state law, schools will not be rated for state accountability purposes until Fall 2017.

Additional Resources

SC State Content Standards
[Family-Friendly Guides to the SC Content Standards](#)
[2014-15 Accountability Manual](#)
[Report Card Data Files](#)
[ESEA Data Files](#)

Abbreviations for Missing Data

N/A-Not Applicable

N/AV-Not Available

N/C-Not Collected

N/R-Not Reported

I/S-Insufficient Sample