

Ambler Elementary School

838 Ambler School Rd.

Pickens, SC 29671



South Carolina State Report Card

State and federal laws require public schools to release report cards to the public each year. This year, the report card has been updated to reflect changes in reporting directed by the SC Education Oversight Committee. Schools will not be rated for state accountability purposes until Fall 2017 when the state will transition to a single accountability system. The following reports student performance in school year 2014-15.

Grades:	PK-5 Elementary	Principal:	Dr. Carlton Lewis
Enrollment:	259 students	Superintendent:	Dr. Daniel B. Merck
School Phone:	864-397-1200	Board Chair:	Dr. Brian Swords
School Website:	http://www.pickens.k12.sc.us/aes		



Profile of the SC Graduate

World Class Knowledge

- Rigorous standards in language arts and math for career and college readiness
- Multiple languages, science, technology, engineering, mathematics (STEM), arts and social sciences*

World Class Skills

- Creativity and innovation
- Critical thinking and problem solving
- Collaboration and teamwork
- Communication, information, media and technology
- Knowing how to learn

Life and Career Characteristics

- Integrity
- Self-direction
- Global perspective
- Perseverance
- Work ethic
- Interpersonal skills

* 21st Century core courses in Social Sciences include History, Geography, Economics, Government and Civics.

WORLD CLASS SKILLS & LIFE AND CAREER CHARACTERISTICS

Our school is helping all students develop the world class skills and life and career characteristics of the Profile of the Graduate by ...

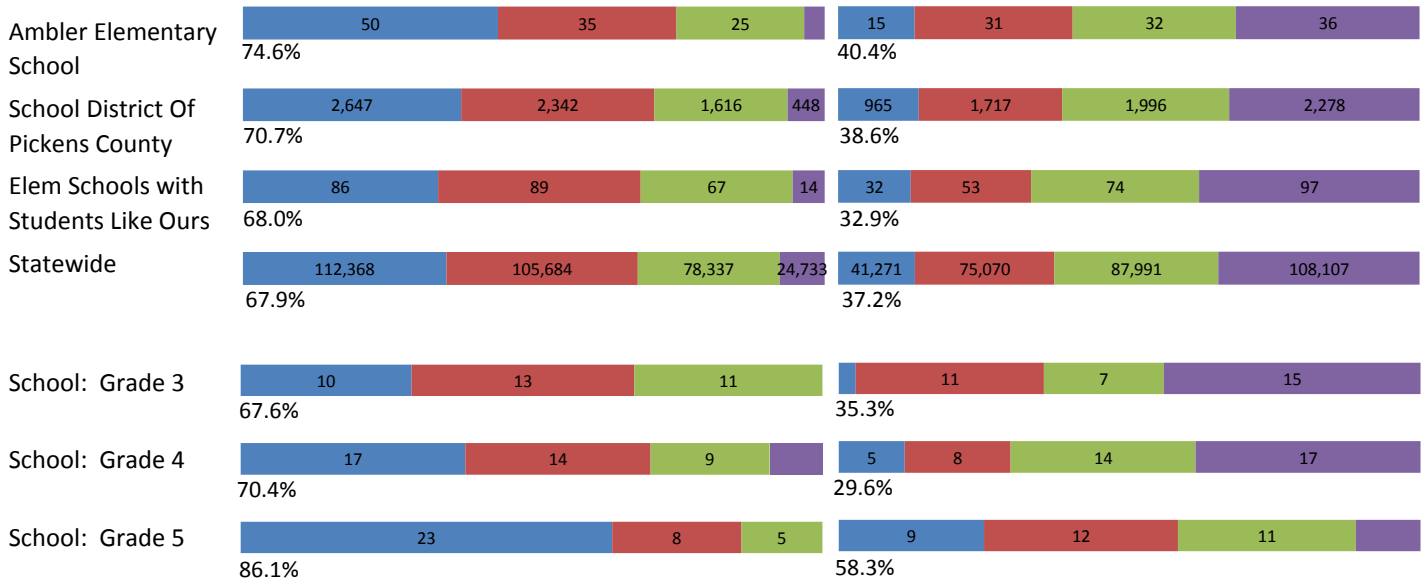
Ambler is a K4-grade 5 school nestled in the foothills of the Blue Ridge Mountains. We served 260 students in the 2014-2015 school year. The school's mission statement summarizes our commitment to our students: "Ambler Elementary School, committed to academic excellence, will provide a strong foundation for all students by ensuring a safe, nurturing environment where staff, family, and community work together to emphasize relevant and challenging learning experiences. This has been another successful year at Ambler Elementary. Our students performed well academically and were engaged in several service learning projects in the community to help improve the citizenship of our students. We believe that Ambler is the best kept secret in our school district. We continued our K4 half-day program in the afternoons to help serve 20 children and help prepare them for full-day K5. We also provided a Kindercare Program in the mornings for those parents of K4 children that were interested. We continued our Wildcat Den Afterschool Program from 2:30 to 4:30 P.M. We continued our Wildcat Citizens Recycling Program through the leadership of Claudia Long, our guidance counselor. We continued the use of incentive tags to help praise and encourage our children. Ambler received a 100 Perfect Score on the School Report Card Rating for the third year in a row for high test scores in grades 3-5. Ambler received a Palmetto Gold Award for an Excellent Rating from the State Department of Education. Patty Taylor was selected as our Teacher of the Year. Jenny Lyda was selected as our Support Staff Person of the Year. Jenni Mason was selected as our Volunteer of the Year. Tiffany Cole, SIC Chair and Dr. Carlton Lewis, Principal

KNOWLEDGE

The ACT Aspire assessment was given to students in grades 3-8 in Spring 2015. Students were assessed in the subject areas of Reading, English, Mathematics and Writing

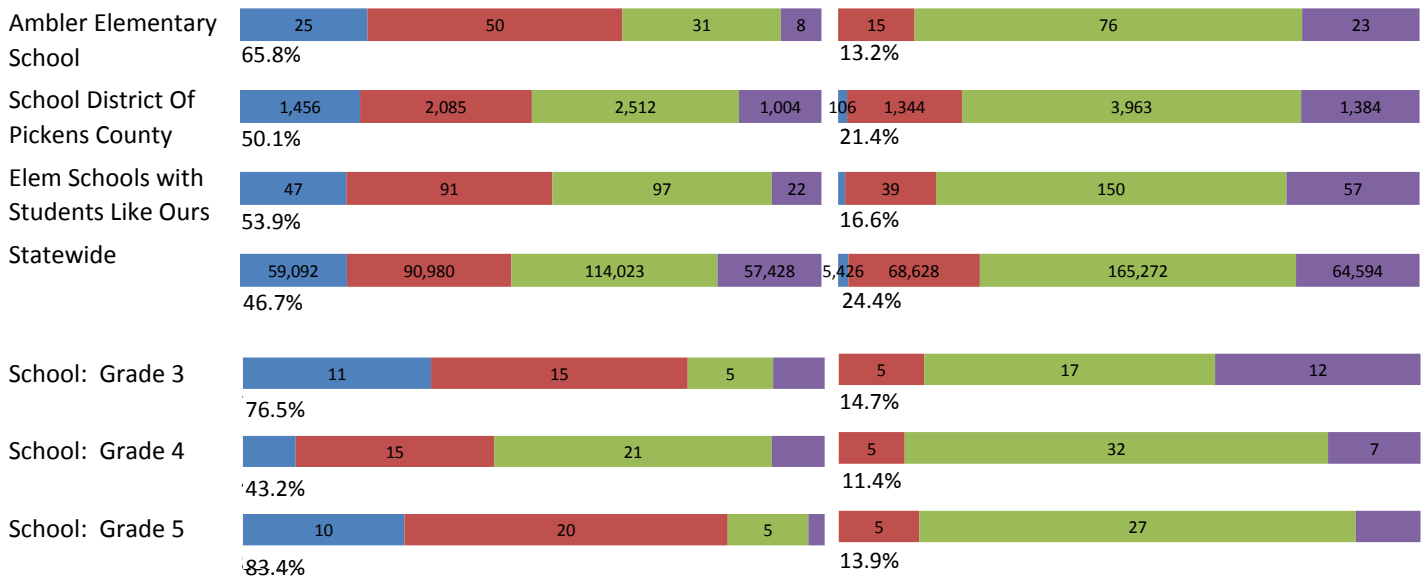
ENGLISH

READING



MATHEMATICS

WRITING



ACT Readiness Levels



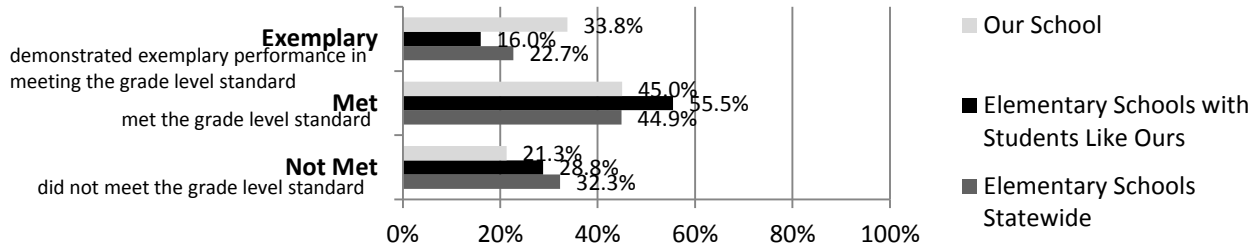
Abbreviations for Missing Data

- N/A-Not Applicable
- N/AV-Not Available
- N/C-Not Collected
- N/R-Not Reported
- I/S-Insufficient Sample

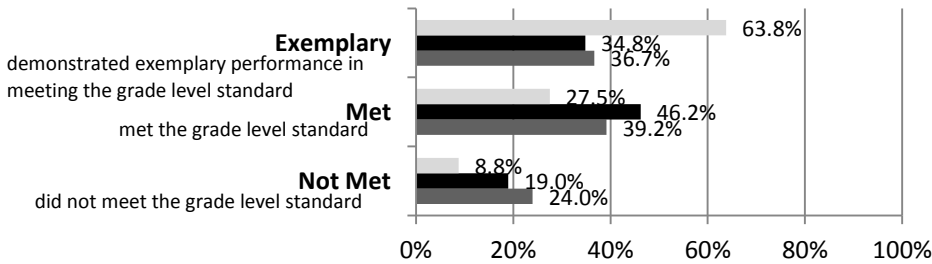
KNOWLEDGE

The SC Palmetto Assessment of State Standards (SCPASS) was given to students in grades 4 - 8 in Spring 2015. Students were assessed in the subject areas of Science and Social Studies.

Science



Social Studies



Science SCPASS	
Our School: Percent Met and Above for each grade level	
4th grade	5th grade
72.7	86.1
Social Studies SCPASS	
Our School: Percent Met and Above for each grade level	
4th grade	5th grade
90.9	91.7

Note: Results include SC-Alt assessment results.

Exemplary	"Exemplary": student demonstrated exemplary performance in meeting the grade level standard.
Met	"Met": student met the grade level standard.
Not Met	"Not Met": student did not meet the grade level standard.

Elementary Schools with Students Like Ours are elementary schools with poverty indices of no more than 5% above or below the index for the school.

Abbreviations for Missing Data

N/A-Not Applicable N/AV-Not Available N/C-Not Collected N/R-Not Reported I/S-Insufficient Sample

OPPORTUNITIES

For students to meet the profile of the SC Graduate

	Our School	Change from Last Year	Elementary Schools with students like ours
Students (n = 259)			
Percent of students participating in Medicaid, SNAP, or TANF; homeless, foster, or migrant students (poverty index)	69.7	Down from 71.3%	N/A
Attendance Rate	96.0	Down from 96.2%	95.9
With disabilities	13.1	Down from 16.3%	12.9
Out of school suspensions or expulsions for violent and/or criminal offenses	0.0	No change	0.0
Percentage of students served by gifted and talented programs	9.6	Up from 8.9%	7.5
Percentage of students retained	2.1	Up from 0.8%	1.1
Teachers (n = 17)			
Percentage of teachers with advanced degrees	58.8	Down from 66.7%	60.5
Percentage of teachers on continuing contract	76.5	Down from 88.9%	84.1
Teachers returning from previous year	86.3	Down from 95.2%	89.1
Teacher attendance rate	91.9	Down from 97.0%	94.9
Average teacher salary*	\$48,122	Up 1.0%	\$48,479
Professional development days / teacher	8.4 days	Up from 7.3 days	10.6 days
Percentage of teacher vacancies for more than 9 weeks	0.0	N/A	0.5
School			
Principal's years at school	15.0	Up from 14.0	4.5
Student-teacher ratio in core subjects	19.9 to 1	Up from 18.9 to 1	20.7 to 1
Prime instructional time	86.0	Down from 92.6%	89.6
Opportunities in the arts	Good	No change	Good
Opportunities in foreign languages	Poor	N/A	Poor
AdvancEd (SACS) accreditation	Yes	No change	Yes
Parents attending conferences	100.0	No change	100.0
Character development program	Fair	No change	Excellent
Avg. age of books / electronic media in the school library	16.0	N/A	15.0
Number of resources available per student in the school library media center	34.5	N/A	20.9
Bandwidth capacity per student	<25 Mbps	N/C	N/A
Percent of classrooms with wireless access	76-100%	N/C	N/A
District-issued learning devices per student	0.5	N/C	0.6
District-issued technology devices per teacher	1.2	N/C	1.9
Percentage of classes not taught by highly qualified teachers	0.0	No change	0.0
Dollars spent per pupil**	\$8,174	Down 7.4%	\$7,624
Percent of expenditures for instruction**	59.9	Up from 59.6%	67.1
Percent of expenditures for teachers' salaries**	62.0	Up from 60.0%	68.5

* Includes current year teachers contracted for 190 days or more.

** Prior year audited financial data are reported.

Abbreviations for Missing Data

N/A-Not Applicable

N/AV-Not Available

N/C-Not Collected

N/R-Not Reported

I/S-Insufficient Sample

OPPORTUNITIES

Evaluations by Teachers, Students, and Parents

Evaluations by Teachers, Students, and Parents

	Teachers	Students*	Parents*
Number of surveys returned	19	36	18
Percent satisfied with learning environment	94.7	100.0	100.0
Percent satisfied with social and physical environment	100.0	94.2	100.0
Percent satisfied with school-home relations	100.0	94.3	77.8

* Only students at the highest elementary school grade and their parents were included.

State Ratings History of School

Year	Absolute Rating	Growth Rating
2014	Excellent	Good
2013	Excellent	Excellent
2012	Excellent	Excellent

Based on state law, schools will not be rated for state accountability purposes until Fall 2017.

Additional Resources

- SC State Content Standards
- [Family-Friendly Guides to the SC Content Standards](#)
- [2014-15 Accountability Manual](#)
- [Report Card Data Files](#)
- [ESEA Data Files](#)

Abbreviations for Missing Data

N/A-Not Applicable N/AV-Not Available N/C-Not Collected N/R-Not Reported I/S-Insufficient Sample