

Oak Pointe Elementary

1 River Bottom Road
Irmo, SC 29063



South Carolina State Report Card

State and federal laws require public schools to release report cards to the public each year. This year, the report card has been updated to reflect changes in reporting directed by the SC Education Oversight Committee. Schools will not be rated for state accountability purposes until Fall 2017 when the state will transition to a single accountability system. The following reports student performance in school year 2014-15.

Grades:	PK-5 Elementary	Principal:	Cassandra H. Paschal
Enrollment:	657 students	Superintendent:	Stephen W. Hefner, Ed.D.
School Phone:	803-476-4100	Board Chair:	Beth Hutchison
School Website:	http://www.lexrich5.org/OakPointe.cfm		



Profile of the SC Graduate

World Class Knowledge

- Rigorous standards in language arts and math for career and college readiness
- Multiple languages, science, technology, engineering, mathematics (STEM), arts and social sciences*

World Class Skills

- Creativity and innovation
- Critical thinking and problem solving
- Collaboration and teamwork
- Communication, information, media and technology
- Knowing how to learn

Life and Career Characteristics

- Integrity
- Self-direction
- Global perspective
- Perseverance
- Work ethic
- Interpersonal skills

* 21st Century core courses in Social Sciences include History, Geography, Economics, Government and Civics.

WORLD CLASS SKILLS & LIFE AND CAREER CHARACTERISTICS

Our school is helping all students develop the world class skills and life and career characteristics of the Profile of the Graduate by ...

Oak Pointe Elementary School (OPES) provides world class instruction in language arts, math, science, social sciences and art for career and college readiness, as well as creativity and innovation for problem solving and knowing how to learn.

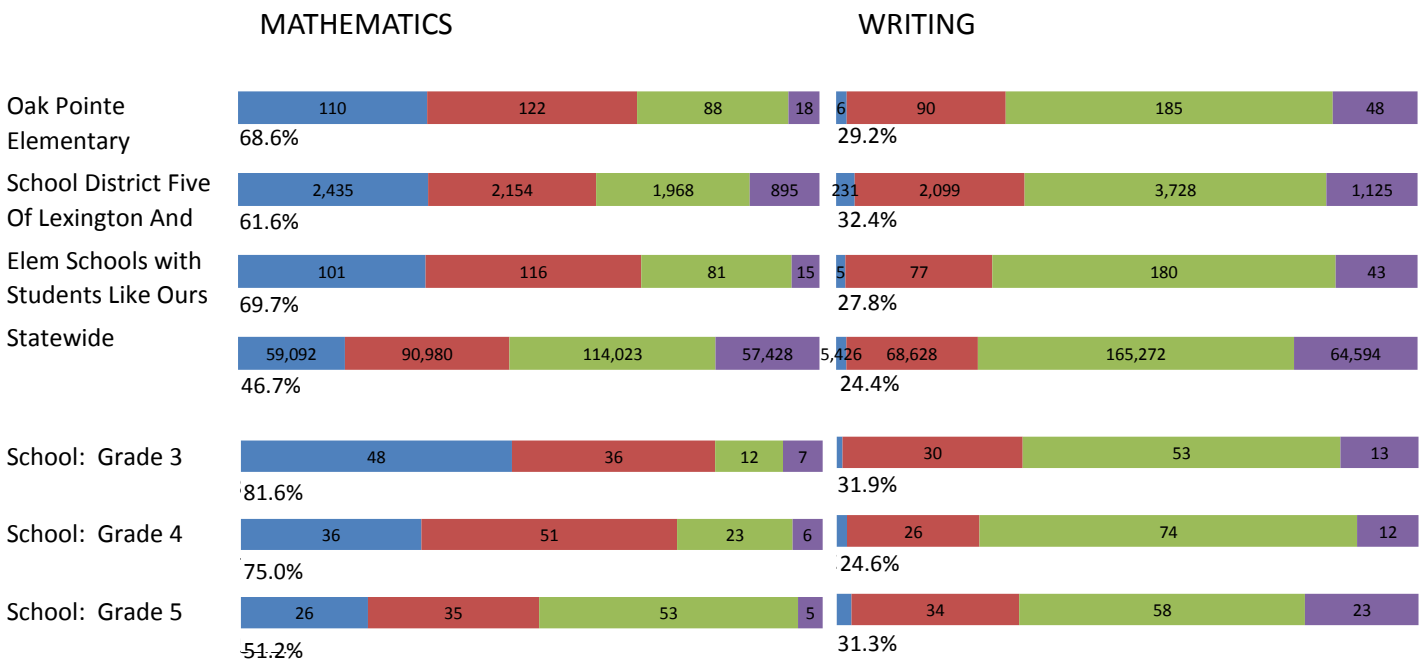
World Class Knowledge and Skills - Oak Pointe bolsters students with world class knowledge and skills by providing rich experiences throughout their tenure at OPES. On-site field experiences support critical thinking and the importance of knowing how to learn by modeling various careers. For instance, Career Day provides students with hands-on experience with a vehicle fair and classroom speakers. Fourth grade math mentors meet twice a month to discuss topics related to life skills and real world mathematics application. The media literacy course teaches students how to access, analyze, evaluate and create media in a variety of forms. Arts' Day exposes all students with a minimum of four different art mediums each year to expound on cultural awareness. Spanish is offered starting in 4K to enhance multicultural awareness. Oak Pointe is a Professional Development School with the University of South Carolina providing professional development opportunities, student interns and on-site college classes promoting a collegiate learning community for all stakeholders.

Life and Career Characteristics - The "whole child" focus at OPES starts with our Positive Behavior Intervention and Supports system that encourages students to display Personal Best, Acceptance, and Living Responsibly (PAL). The entire school meets every Friday for morning meeting to highlight student accomplishments and reinforce positive behavior expectations. Our school clubs and activities promote interpersonal skills, a strong work ethic, perseverance and self-motivation to develop integrity and responsible citizenship. These clubs include: Recycling Team, Pioneer Pals, Math Olympiad, Lego Club, School News Team, Run Hard, Girls on the Run, Good News Club, Golf, Soccer, and parent groups iMoms and All Pro Dads. OPES promotes a global perspective by highlighting and recognizing monthly business partners. "Partnering with the Pioneers," an annual event, develops our relationship with local businesses and community members.

Bryan Meyers, SIC Chair and Cassandra Paschal, Principal

KNOWLEDGE

The ACT Aspire assessment was given to students in grades 3-8 in Spring 2015. Students were assessed in the subject areas of Reading, English, Mathematics and Writing



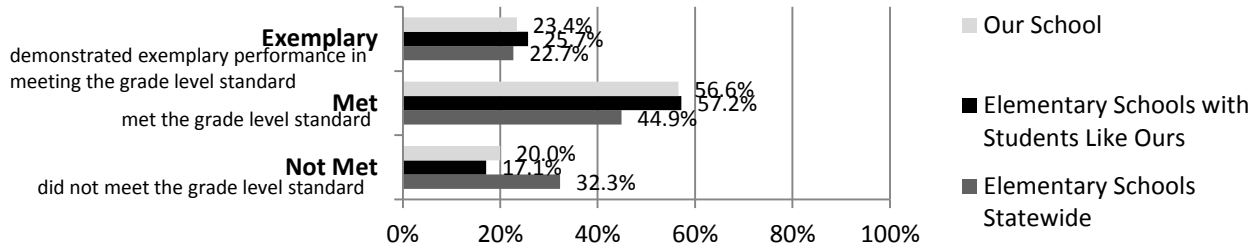
Abbreviations for Missing Data

- N/A-Not Applicable
- N/AV-Not Available
- N/C-Not Collected
- N/R-Not Reported
- I/S-Insufficient Sample

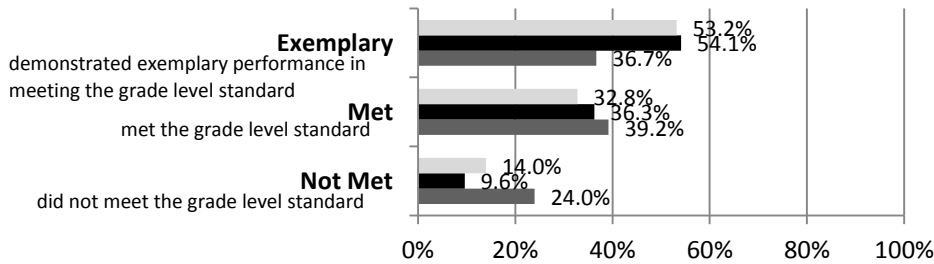
KNOWLEDGE

The SC Palmetto Assessment of State Standards (SCPASS) was given to students in grades 4 - 8 in Spring 2015. Students were assessed in the subject areas of Science and Social Studies.

Science



Social Studies



Science SCPASS	
Our School: Percent Met and Above for each grade level	
4th grade	5th grade
79.3	80.7
Social Studies SCPASS	
Our School: Percent Met and Above for each grade level	
4th grade	5th grade
92.2	79.8

Note: Results include SC-Alt assessment results.

Exemplary	"Exemplary": student demonstrated exemplary performance in meeting the grade level standard.
Met	"Met": student met the grade level standard.
Not Met	"Not Met": student did not meet the grade level standard.

Elementary Schools with Students Like Ours are elementary schools with poverty indices of no more than 5% above or below the index for the school.

Abbreviations for Missing Data

N/A-Not Applicable N/AV-Not Available N/C-Not Collected N/R-Not Reported I/S-Insufficient Sample

OPPORTUNITIES**For students to meet the profile of the SC Graduate**

	Our School	Change from Last Year	Elementary Schools with students like ours
Students (n = 657)			
Percent of students participating in Medicaid, SNAP, or TANF; homeless, foster, or migrant students (poverty index)	32.0	Down from 37.1%	N/A
Attendance Rate	96.8	Down from 96.9%	96.8
With disabilities	16.4	Up from 15.4%	9.8
Out of school suspensions or expulsions for violent and/or criminal offenses	0.0	No change	0.0
Percentage of students served by gifted and talented programs	14.3	Down from 16.2%	15.8
Percentage of students retained	0.2	No change	0.6
Teachers (n = 46)			
Percentage of teachers with advanced degrees	60.9	Down from 63.5%	64.5
Percentage of teachers on continuing contract	97.8	Up from 96.2%	87.8
Teachers returning from previous year	90.8	Down from 93.5%	90.4
Teacher attendance rate	89.1	Down from 95.7%	95.0
Average teacher salary*	\$51,039	Down 3.0%	\$50,290
Professional development days / teacher	7.1 days	Down from 8.8 days	11.3 days
Percentage of teacher vacancies for more than 9 weeks	0.0	N/A	0.9
School			
Principal's years at school	4.0	Up from 3.0	4.0
Student-teacher ratio in core subjects	19.0 to 1	Up from 18.8 to 1	21.0 to 1
Prime instructional time	85.0	Down from 91.9%	89.9
Opportunities in the arts	Good	No change	Good
Opportunities in foreign languages	Good	N/A	Poor
AdvancEd (SACS) accreditation	Yes	No change	Yes
Parents attending conferences	98.9	Down from 100.0%	100.0
Character development program	Excellent	No change	Excellent
Avg. age of books / electronic media in the school library	12.0	N/A	12.1
Number of resources available per student in the school library media center	26.4	N/A	17.0
Bandwidth capacity per student	<25 Mbps	N/C	N/A
Percent of classrooms with wireless access	76-100%	N/C	N/A
District-issued learning devices per student	0.3	N/C	2.2
District-issued technology devices per teacher	2.8	N/C	1.8
Percentage of classes not taught by highly qualified teachers	2.9	Up from 0.4%	0.0
Dollars spent per pupil**	\$9,856	Up 6.8%	\$7,152
Percent of expenditures for instruction**	71.0	Up from 70.8%	68.1
Percent of expenditures for teachers' salaries**	73.0	Up from 71.5%	69.3

* Includes current year teachers contracted for 190 days or more.

** Prior year audited financial data are reported.

Abbreviations for Missing Data

N/A-Not Applicable

N/AV-Not Available

N/C-Not Collected

N/R-Not Reported

I/S-Insufficient Sample

OPPORTUNITIES**Evaluations by Teachers, Students, and Parents****Evaluations by Teachers, Students, and Parents**

	Teachers	Students*	Parents*
Number of surveys returned	50	117	69
Percent satisfied with learning environment	100.0	89.7	95.7
Percent satisfied with social and physical environment	100.0	82.9	94.2
Percent satisfied with school-home relations	100.0	87.1	82.6

* Only students at the highest elementary school grade and their parents were included.

State Ratings History of School

Year	Absolute Rating	Growth Rating
2014	Excellent	Good
2013	Excellent	Good
2012	Excellent	Excellent

Based on state law, schools will not be rated for state accountability purposes until Fall 2017.

Additional Resources

SC State Content Standards
[Family-Friendly Guides to the SC Content Standards](#)
[2014-15 Accountability Manual](#)
[Report Card Data Files](#)
[ESEA Data Files](#)

Abbreviations for Missing Data

N/A-Not Applicable

N/AV-Not Available

N/C-Not Collected

N/R-Not Reported

I/S-Insufficient Sample