

Seven Oaks Elementary

2800 Ashland Road
Columbia, SC 29210



South Carolina State Report Card

State and federal laws require public schools to release report cards to the public each year. This year, the report card has been updated to reflect changes in reporting directed by the SC Education Oversight Committee. Schools will not be rated for state accountability purposes until Fall 2017 when the state will transition to a single accountability system. The following reports student performance in school year 2014-15.

Grades:	PK-5 Elementary	Principal:	Harriet B. Wilson
Enrollment:	567 students	Superintendent:	Stephen W. Hefner, Ed.D.
School Phone:	803-476-8500	Board Chair:	Beth Hutchison
School Website:	http://www.lexrich5.org/SevenOaks.cfm		



Profile of the SC Graduate

World Class Knowledge

- Rigorous standards in language arts and math for career and college readiness
- Multiple languages, science, technology, engineering, mathematics (STEM), arts and social sciences*

World Class Skills

- Creativity and innovation
- Critical thinking and problem solving
- Collaboration and teamwork
- Communication, information, media and technology
- Knowing how to learn

Life and Career Characteristics

- Integrity
- Self-direction
- Global perspective
- Perseverance
- Work ethic
- Interpersonal skills

* 21st Century core courses in Social Sciences include History, Geography, Economics, Government and Civics.

WORLD CLASS SKILLS & LIFE AND CAREER CHARACTERISTICS

Our school is helping all students develop the world class skills and life and career characteristics of the Profile of the Graduate by ...

Seven Oaks Elementary School MEDIA Magnet is helping all students develop the world class skills and life and career characteristics of the Profile of the South Carolina Graduate by providing a variety of instructional practices informed by data. Through Data Teams, teachers use data to focus on specific strategies to improve the learning of all students. A reading coach works collaboratively with teachers to improve student learning through job-embedded professional development and classroom support. Between intervention services in reading and math and rigorous instruction for the academically gifted students, teachers triangulate data sources to identify researched based instructional strategies that meet the individual needs of our students.

Seven Oaks Elementary School MEDIA Magnet is immersed in media and technology. Every student has an iPad or Chrome book that is used to enhance the learning opportunities and engage students in communicating, collaborating, and creating. A high tech production studio allows students to be creative and innovative in their learning. Our students develop scripts, edit, and produce weekly shows for our own radio station, WSOE. Students at our school are using the world class skills on a daily basis to problem solve and think critically.

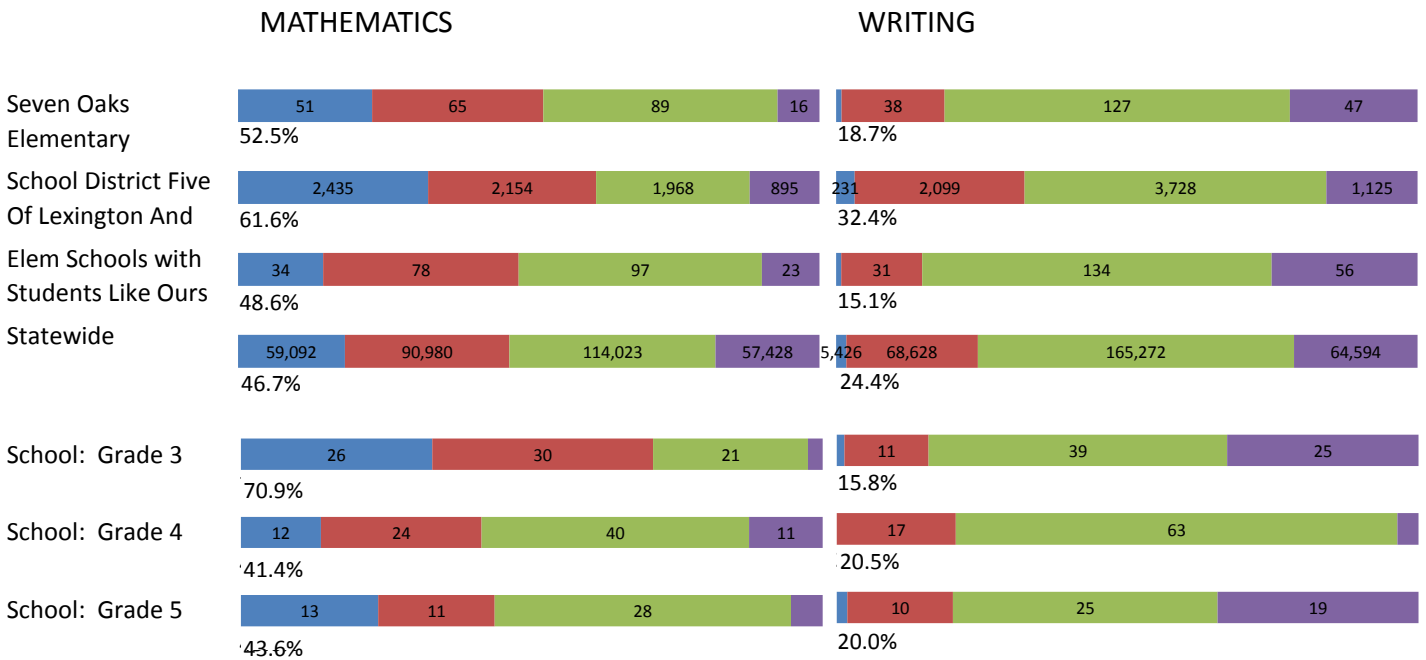
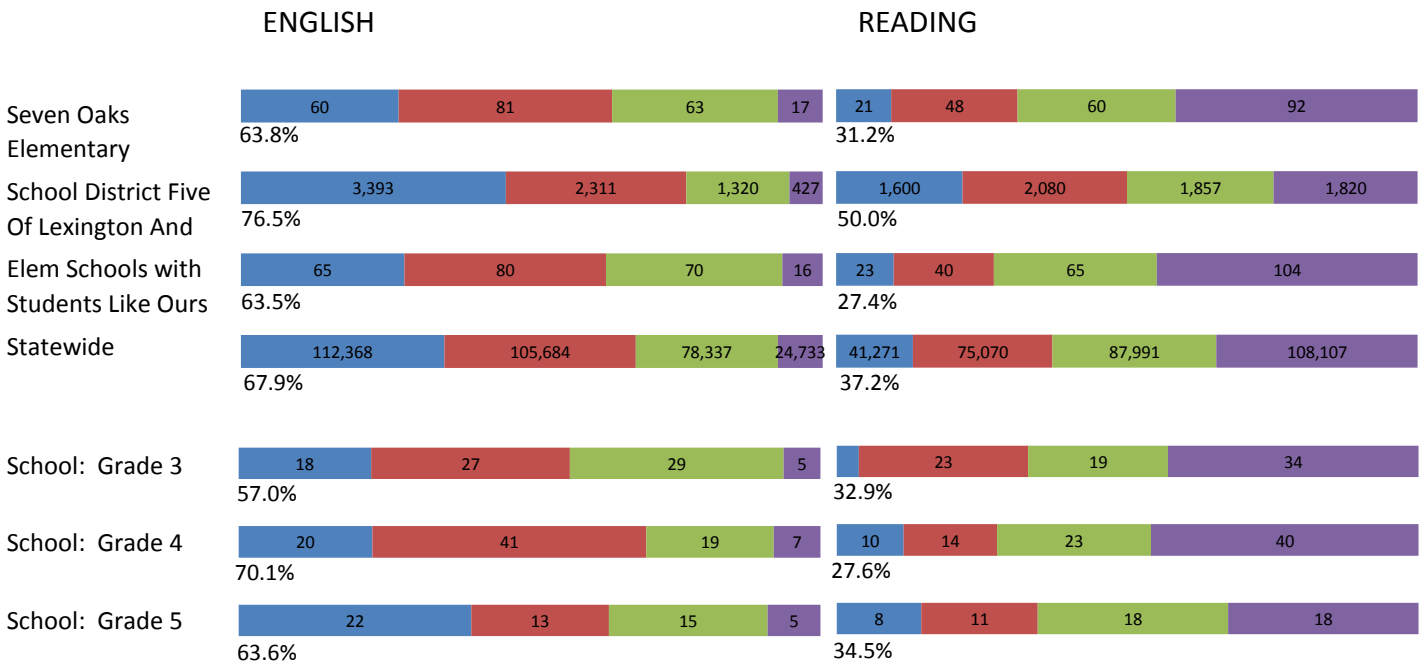
A constant focus has been on developing students who can be successful in the real world. Champions, a group of students, meet weekly to practice citizenship skills through interpersonal and work ethic activities. These students serve others with integrity and perseverance. Through the PBIS initiative (Positive Behavior Intervention Support), students learn how to be positive role models by embracing the 3 B's – Be Safe. Be Responsible. Be Respectful.

The mission at Seven Oaks Elementary MEDIA Magnet School is to foster learning in an interactive and digital environment where an engaging academic curriculum for success prepares students in a digital society. By focusing on our mission, we are developing students who emulate the Profile of the South Carolina graduate.

Harriet B. Wilson, Principal and Monika Gamble, SIC Chairperson

KNOWLEDGE

The ACT Aspire assessment was given to students in grades 3-8 in Spring 2015. Students were assessed in the subject areas of Reading, English, Mathematics and Writing



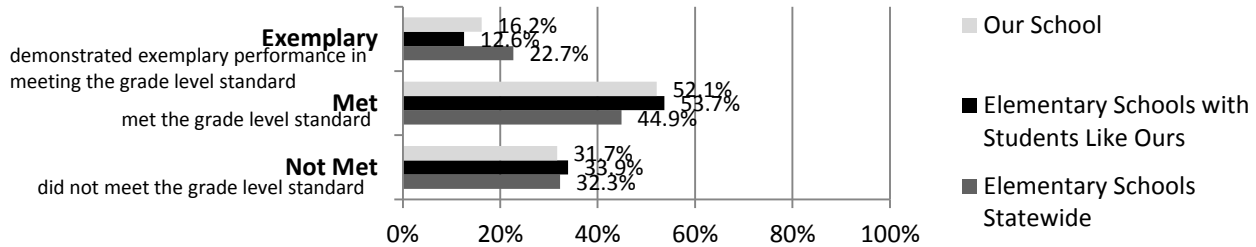
Abbreviations for Missing Data

- N/A-Not Applicable
- N/AV-Not Available
- N/C-Not Collected
- N/R-Not Reported
- I/S-Insufficient Sample

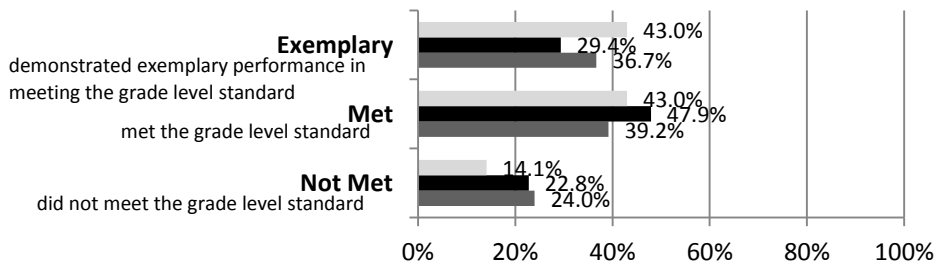
KNOWLEDGE

The SC Palmetto Assessment of State Standards (SCPASS) was given to students in grades 4 - 8 in Spring 2015. Students were assessed in the subject areas of Science and Social Studies.

Science



Social Studies



Science SCPASS	
Our School: Percent Met and Above for each grade level	
4th grade	5th grade
70.1	65.5
Social Studies SCPASS	
Our School: Percent Met and Above for each grade level	
4th grade	5th grade
90.8	78.2

Note: Results include SC-Alt assessment results.

Exemplary	"Exemplary": student demonstrated exemplary performance in meeting the grade level standard.
Met	"Met": student met the grade level standard.
Not Met	"Not Met": student did not meet the grade level standard.

Elementary Schools with Students Like Ours are elementary schools with poverty indices of no more than 5% above or below the index for the school.

Abbreviations for Missing Data

N/A-Not Applicable N/AV-Not Available N/C-Not Collected N/R-Not Reported I/S-Insufficient Sample

OPPORTUNITIES**For students to meet the profile of the SC Graduate**

	Our School	Change from Last Year	Elementary Schools with students like ours
Students (n = 567)			
Percent of students participating in Medicaid, SNAP, or TANF; homeless, foster, or migrant students (poverty index)	79.0	Down from 85.2%	N/A
Attendance Rate	96.4	Up from 96.1%	95.5
With disabilities	14.3	Down from 16.4%	13.5
Out of school suspensions or expulsions for violent and/or criminal offenses	0.0	Down from 1.0%	0.0
Percentage of students served by gifted and talented programs	4.6	Down from 4.8%	6.4
Percentage of students retained	0.5	Up from 0.2%	1.3
Teachers (n = 43)			
Percentage of teachers with advanced degrees	69.8	Down from 73.9%	58.3
Percentage of teachers on continuing contract	76.7	Down from 84.8%	80.8
Teachers returning from previous year	88.2	Down from 94.6%	88.3
Teacher attendance rate	96.0	Up from 94.1%	94.9
Average teacher salary*	\$48,590	Down 4.0%	\$48,148
Professional development days / teacher	11.7 days	Up from 9.5 days	10.6 days
Percentage of teacher vacancies for more than 9 weeks	0.0	N/A	0.5
School			
Principal's years at school	1.0	Down from 7.0	4.0
Student-teacher ratio in core subjects	18.4 to 1	Up from 16.6 to 1	20.1 to 1
Prime instructional time	90.3	Up from 88.5%	89.2
Opportunities in the arts	Good	No change	Good
Opportunities in foreign languages	Poor	N/A	Poor
AdvancEd (SACS) accreditation	Yes	No change	Yes
Parents attending conferences	100.0	Up from 99.2%	100.0
Character development program	Excellent	No change	Excellent
Avg. age of books / electronic media in the school library	14.0	N/A	14.9
Number of resources available per student in the school library media center	24.6	N/A	25.4
Bandwidth capacity per student	<25 Mbps	N/C	N/A
Percent of classrooms with wireless access	76-100%	N/C	N/A
District-issued learning devices per student	0.1	N/C	1.0
District-issued technology devices per teacher	2.0	N/C	1.9
Percentage of classes not taught by highly qualified teachers	0.0	No change	0.0
Dollars spent per pupil**	\$11,113	Up 0.6%	\$7,850
Percent of expenditures for instruction**	64.9	Up from 64.7%	65.2
Percent of expenditures for teachers' salaries**	66.7	Up from 65.7%	66.7

* Includes current year teachers contracted for 190 days or more.

** Prior year audited financial data are reported.

Abbreviations for Missing Data

N/A-Not Applicable

N/AV-Not Available

N/C-Not Collected

N/R-Not Reported

I/S-Insufficient Sample

OPPORTUNITIES**Evaluations by Teachers, Students, and Parents****Evaluations by Teachers, Students, and Parents**

	Teachers	Students*	Parents*
Number of surveys returned	54	60	42
Percent satisfied with learning environment	96.2	93.3	88.1
Percent satisfied with social and physical environment	96.3	80.0	85.7
Percent satisfied with school-home relations	77.8	91.7	75.6

* Only students at the highest elementary school grade and their parents were included.

State Ratings History of School

Year	Absolute Rating	Growth Rating
2014	Good	Average
2013	Excellent	Excellent
2012	Excellent	Excellent

Based on state law, schools will not be rated for state accountability purposes until Fall 2017.

Additional Resources

SC State Content Standards
[Family-Friendly Guides to the SC Content Standards](#)
[2014-15 Accountability Manual](#)
[Report Card Data Files](#)
[ESEA Data Files](#)

Abbreviations for Missing Data

N/A-Not Applicable

N/AV-Not Available

N/C-Not Collected

N/R-Not Reported

I/S-Insufficient Sample