



State and federal laws require public schools to release report cards to the public each year. This year, the report card has been updated to reflect changes in reporting directed by the SC Education Oversight Committee. Schools will not be rated for state accountability purposes until Fall 2017 when the state will transition to a single accountability system. The following reports student performance in school year 2014-15.

Grades:	K-5 Elementary	Principal:	Tina McCaskill
Enrollment:	472 students	Superintendent:	Stephen W. Hefner, Ed.D.
School Phone:	803-476-4200	Board Chair:	Beth Hutchison
School Website:	http://www.lexrich5.org/Irmo.cfm		



Profile of the SC Graduate

World Class Knowledge

- Rigorous standards in language arts and math for career and college readiness
- Multiple languages, science, technology, engineering, mathematics (STEM), arts and social sciences*

World Class Skills

- Creativity and innovation
- Critical thinking and problem solving
- Collaboration and teamwork
- Communication, information, media and technology
- Knowing how to learn

Life and Career Characteristics

- Integrity
- Self-direction
- Global perspective
- Perseverance
- Work ethic
- Interpersonal skills

* 21st Century core courses in Social Sciences include History, Geography, Economics, Government and Civics.

WORLD CLASS SKILLS & LIFE AND CAREER CHARACTERISTICS

Our school is helping all students develop the world class skills and life and career characteristics of the Profile of the Graduate by ...

Irmo Elementary School is helping all students develop the world class skills and life and career characteristics of the Profile of the South Carolina Graduate by hiring and retaining highly effective and qualified teachers. Teachers utilize the Reeve's model of Data Teaming to monitor the learning of all learners. Our students utilize this same data to develop personal learning goals and set a pathway for their own learning. As John Hattie states, "When teaching and learning are 'visible' – that is, when it is clear what teachers are teaching and what students are learning, student achievement increases."

Our students are immersed in citizenship opportunities through classroom lessons and leadership programs like our "I Am GOLD" (Goal Oriented Leadership Development) club for fourth and fifth graders. Integrity is encouraged through our PBIS (Positive Behavior Intervention Support) initiative by helping students to follow our three B's ~ Bee Responsible, Bee Respectful, and Bee Safe!

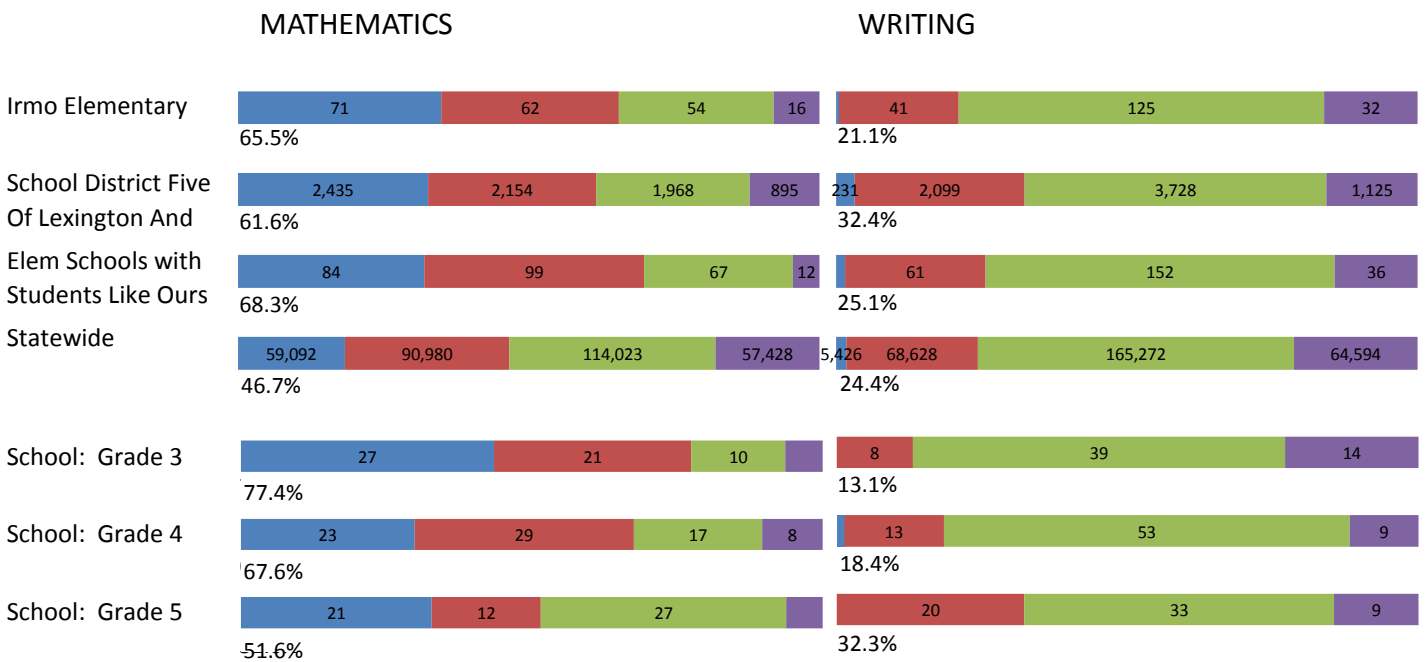
Irmo Elementary students are supported and challenged academically to reach their individual learning potential. The RTI (Response to Intervention) program and Academically Gifted program allow for students to grow at their own rate of learning. These programs are again data driven and encourage collaboration from students, parents, and staff.

"The mission of Irmo Elementary School is to partner with every family to nurture, inspire, and prepare every child with the knowledge and problem solving skills to lead and succeed in a global community. By offering rigorous, diverse instructional programs that are data-driven, we foster superior achievement, responsible citizenship, and a foundation for lifelong learning." As we remain focused on this mission, we are developing students with world class skills who are engaged role models for the Profile of the South Carolina Graduate.

Tina McCaskill, Principal and Michael Inman, SIC Chairperson

KNOWLEDGE

The ACT Aspire assessment was given to students in grades 3-8 in Spring 2015. Students were assessed in the subject areas of Reading, English, Mathematics and Writing



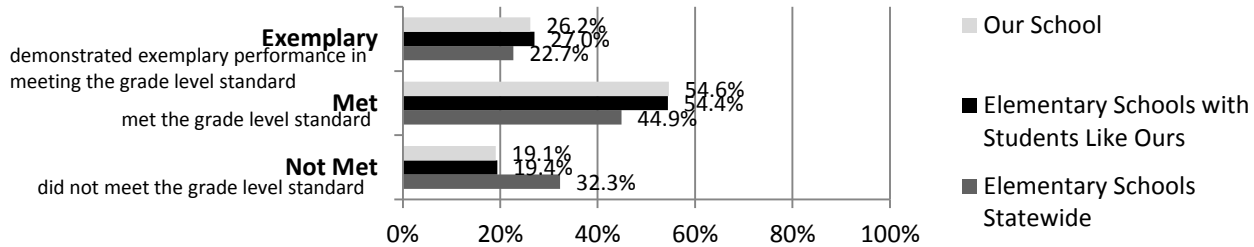
Abbreviations for Missing Data

- N/A-Not Applicable
- N/AV-Not Available
- N/C-Not Collected
- N/R-Not Reported
- I/S-Insufficient Sample

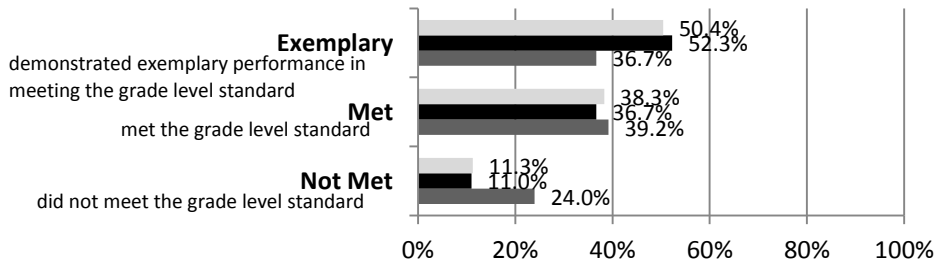
KNOWLEDGE

The SC Palmetto Assessment of State Standards (SCPASS) was given to students in grades 4 - 8 in Spring 2015. Students were assessed in the subject areas of Science and Social Studies.

Science



Social Studies



Science SCPASS	
Our School: Percent Met and Above for each grade level	
4th grade	5th grade
77.9	84.4
Social Studies SCPASS	
Our School: Percent Met and Above for each grade level	
4th grade	5th grade
89.6	87.5

Note: Results include SC-Alt assessment results.

Exemplary	"Exemplary": student demonstrated exemplary performance in meeting the grade level standard.
Met	"Met": student met the grade level standard.
Not Met	"Not Met": student did not meet the grade level standard.

Elementary Schools with Students Like Ours are elementary schools with poverty indices of no more than 5% above or below the index for the school.

Abbreviations for Missing Data

N/A-Not Applicable N/AV-Not Available N/C-Not Collected N/R-Not Reported I/S-Insufficient Sample

OPPORTUNITIES

For students to meet the profile of the SC Graduate

	Our School	Change from Last Year	Elementary Schools with students like ours
Students (n = 472)			
Percent of students participating in Medicaid, SNAP, or TANF; homeless, foster, or migrant students (poverty index)	37.5	Down from 43.1%	N/A
Attendance Rate	96.6	Down from 96.8%	96.6
With disabilities	19.2	Up from 18.2%	10.2
Out of school suspensions or expulsions for violent and/or criminal offenses	0.4	Up from 0.0%	0.0
Percentage of students served by gifted and talented programs	10.6	Down from 14.0%	14.8
Percentage of students retained	0.0	Down from 0.2%	0.5
Teachers (n = 39)			
Percentage of teachers with advanced degrees	74.4	Up from 69.0%	64.9
Percentage of teachers on continuing contract	84.6	Up from 83.3%	85.7
Teachers returning from previous year	87.4	Down from 88.7%	89.2
Teacher attendance rate	95.1	Down from 95.4%	94.8
Average teacher salary*	\$51,953	Up 1.2%	\$51,013
Professional development days / teacher	12.7 days	Down from 13.8 days	11.9 days
Percentage of teacher vacancies for more than 9 weeks	0.0	N/A	1.2
School			
Principal's years at school	1.0	Down from 6.0	3.0
Student-teacher ratio in core subjects	14.9 to 1	Down from 16.5 to 1	20.5 to 1
Prime instructional time	90.5	No change	89.8
Opportunities in the arts	Good	No change	Good
Opportunities in foreign languages	Poor	N/A	Poor
AdvancEd (SACS) accreditation	Yes	No change	Yes
Parents attending conferences	98.5	No change	100.0
Character development program	Excellent	No change	Excellent
Avg. age of books / electronic media in the school library	11.0	N/A	12.4
Number of resources available per student in the school library media center	36.5	N/A	20.3
Bandwidth capacity per student	<25 Mbps	N/C	N/A
Percent of classrooms with wireless access	76-100%	N/C	N/A
District-issued learning devices per student	0.6	N/C	2.3
District-issued technology devices per teacher	1.6	N/C	1.8
Percentage of classes not taught by highly qualified teachers	0.0	Down from 12.1%	0.0
Dollars spent per pupil**	\$10,985	Up 8.6%	\$7,719
Percent of expenditures for instruction**	63.8	Up from 63.5%	66.7
Percent of expenditures for teachers' salaries**	65.2	Up from 63.9%	67.3

* Includes current year teachers contracted for 190 days or more.

** Prior year audited financial data are reported.

Abbreviations for Missing Data

N/A-Not Applicable

N/AV-Not Available

N/C-Not Collected

N/R-Not Reported

I/S-Insufficient Sample

OPPORTUNITIES

Evaluations by Teachers, Students, and Parents

Evaluations by Teachers, Students, and Parents

	Teachers	Students*	Parents*
Number of surveys returned	39	61	34
Percent satisfied with learning environment	97.4	90.2	91.2
Percent satisfied with social and physical environment	100.0	88.2	91.2
Percent satisfied with school-home relations	97.4	93.1	93.8

* Only students at the highest elementary school grade and their parents were included.

State Ratings History of School

Year	Absolute Rating	Growth Rating
2014	Excellent	Good
2013	Excellent	Good
2012	Excellent	Excellent

Based on state law, schools will not be rated for state accountability purposes until Fall 2017.

Additional Resources

SC State Content Standards
[Family-Friendly Guides to the SC Content Standards](#)
[2014-15 Accountability Manual](#)
[Report Card Data Files](#)
[ESEA Data Files](#)

Abbreviations for Missing Data

N/A-Not Applicable

N/AV-Not Available

N/C-Not Collected

N/R-Not Reported

I/S-Insufficient Sample