

Deerfield Elementary School

638 Longs Pond Road
Lexington, SC 29073



South Carolina State Report Card

State and federal laws require public schools to release report cards to the public each year. This year, the report card has been updated to reflect changes in reporting directed by the SC Education Oversight Committee. Schools will not be rated for state accountability purposes until Fall 2017 when the state will transition to a single accountability system. The following reports student performance in school year 2014-15.

Grades:	K-5 Elementary	Principal:	Janet H. Malone
Enrollment:	470 students	Superintendent:	Dr. Karen C. Woodward
School Phone:	803-821-5500	Board Chair:	Debra L. Knight
School Website:	http://des.lexington1.net:8045/		



Profile of the SC Graduate

World Class Knowledge

- Rigorous standards in language arts and math for career and college readiness
- Multiple languages, science, technology, engineering, mathematics (STEM), arts and social sciences*

World Class Skills

- Creativity and innovation
- Critical thinking and problem solving
- Collaboration and teamwork
- Communication, information, media and technology
- Knowing how to learn

Life and Career Characteristics

- Integrity
- Self-direction
- Global perspective
- Perseverance
- Work ethic
- Interpersonal skills

* 21st Century core courses in Social Sciences include History, Geography, Economics, Government and Civics.

WORLD CLASS SKILLS & LIFE AND CAREER CHARACTERISTICS

Our school is helping all students develop the world class skills and life and career characteristics of the Profile of the Graduate by ...

Deerfield Elementary School is helping all students develop the world-class skills and life and career characteristics of the Profile of the South Carolina Graduate by implementing rigorous standards in a caring environment with an innovative team of educators.

Our shared vision, "Success every day for every child through leadership and learning," guides the teaching and learning process.

Our teachers seek new learning opportunities for themselves and their students. They continually hone their teaching skills through professional development opportunities.

Our learning facilitators communicate high expectations for student success with a unified commitment to every student experiencing academic success in a flexible, technology-rich environment immersed in a rigorous curriculum.

Flexible learning spaces and flexible grouping allow us to customize instruction in all content areas. German immersion classes and weekly Spanish instruction help us ensure our students develop a global perspective.


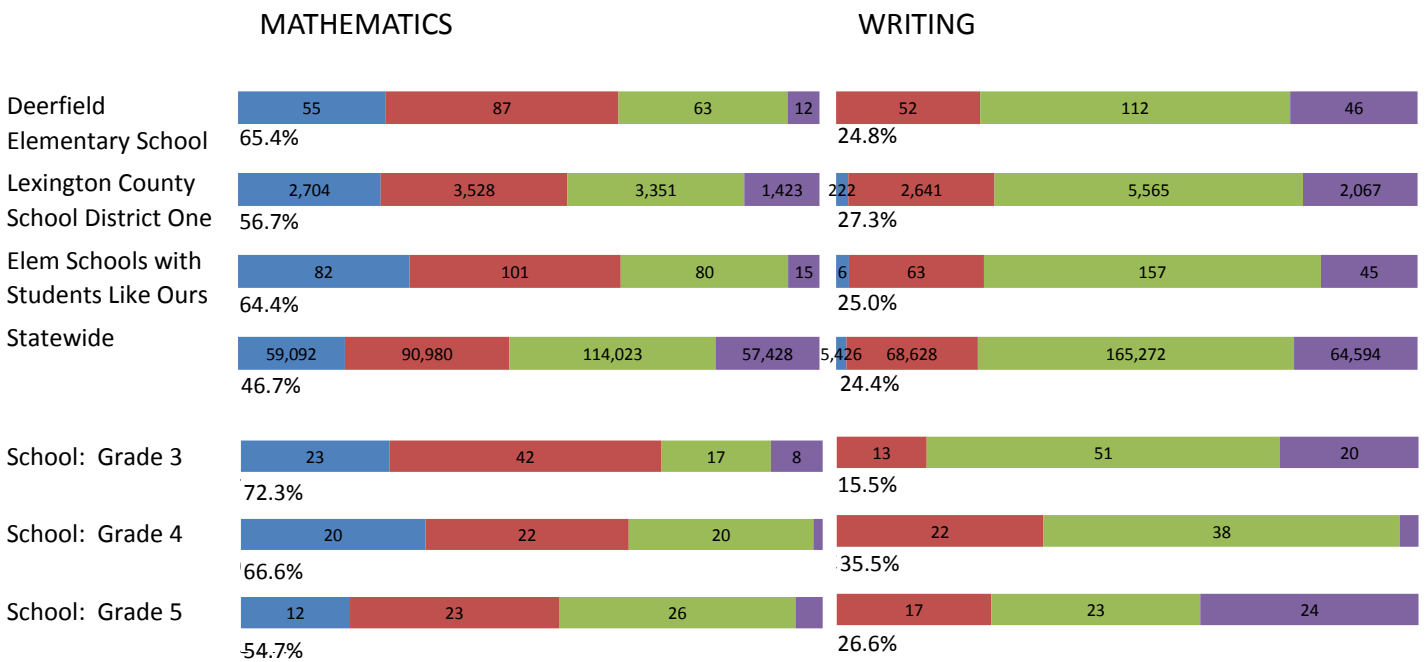
We implement new and effective strategies to use in the classroom such as flexible grouping and standards-based instruction, and we enthusiastically celebrate academic success each day by announcing and rewarding our First in Math and Achieve 3000 "Players of the Day."

At Deerfield Elementary, we have various programs outside the academic world that focus on the development of the whole child. WATCH D.O.G.S. (Dads of Great Students) provides excellent male mentors for our children. We have embraced the 7 Habits of Highly Effective People (The Leader in Me) and a growth mindset to develop students' work ethics, perseverance, and interpersonal and collaborative skills. We celebrate success during weekly Hallway Huddles and monthly Track Meets.

We believe the school, family and community share the educational responsibility of our students. Therefore, we teach our students the importance of giving back to the community. This year, we donated more than 1,000 pairs of shoes to Shoes4Water, gave more than 600 pounds of food to Lexington Interfaith Community Services and collected \$1,640 for Pennies for Patients.

KNOWLEDGE

The ACT Aspire assessment was given to students in grades 3-8 in Spring 2015. Students were assessed in the subject areas of Reading, English, Mathematics and Writing



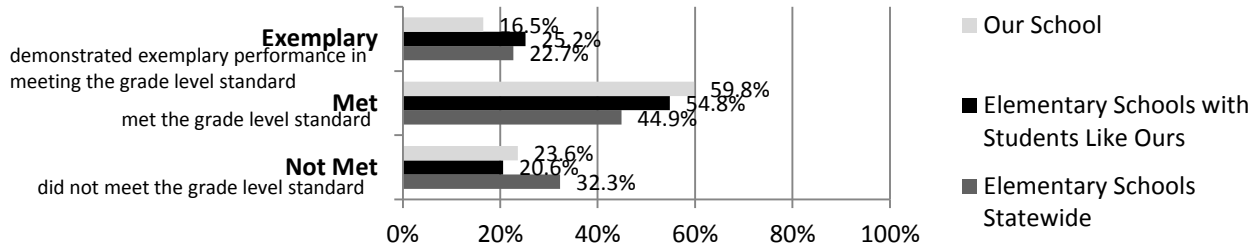
Abbreviations for Missing Data

- N/A-Not Applicable
- N/AV-Not Available
- N/C-Not Collected
- N/R-Not Reported
- I/S-Insufficient Sample

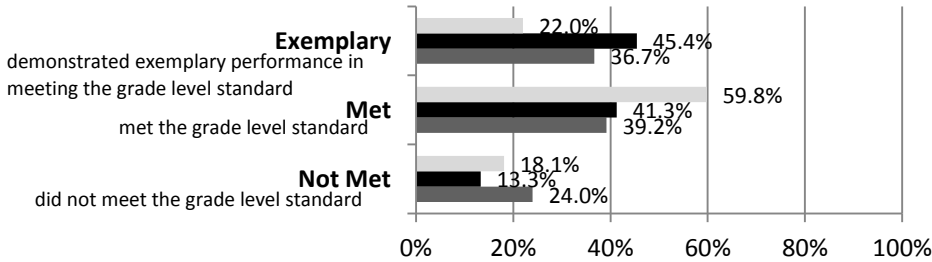
KNOWLEDGE

The SC Palmetto Assessment of State Standards (SCPASS) was given to students in grades 4 - 8 in Spring 2015. Students were assessed in the subject areas of Science and Social Studies.

Science



Social Studies



Science SCPASS	
Our School: Percent Met and Above for each grade level	
4th grade	5th grade
79.4	73.4
Social Studies SCPASS	
Our School: Percent Met and Above for each grade level	
4th grade	5th grade
93.7	70.3

Note: Results include SC-Alt assessment results.

Exemplary	"Exemplary" : student demonstrated exemplary performance in meeting the grade level standard.
Met	"Met" : student met the grade level standard.
Not Met	"Not Met" : student did not meet the grade level standard.

Elementary Schools with Students Like Ours are elementary schools with poverty indices of no more than 5% above or below the index for the school.

Abbreviations for Missing Data

N/A-Not Applicable N/AV-Not Available N/C-Not Collected N/R-Not Reported I/S-Insufficient Sample

OPPORTUNITIES**For students to meet the profile of the SC Graduate**

	Our School	Change from Last Year	Elementary Schools with students like ours
Students (n = 470)			
Percent of students participating in Medicaid, SNAP, or TANF; homeless, foster, or migrant students (poverty index)	46.4	N/A	N/A
Attendance Rate	96.0	N/A	96.4
With disabilities	13.4	N/A	10.9
Out of school suspensions or expulsions for violent and/or criminal offenses	0.0	N/A	0.0
Percentage of students served by gifted and talented programs	8.6	N/A	13.8
Percentage of students retained	0.0	N/A	0.9
Teachers (n = 32)			
Percentage of teachers with advanced degrees	71.9	N/A	62.1
Percentage of teachers on continuing contract	59.4	N/A	82.5
Teachers returning from previous year	N/A	N/A	89.5
Teacher attendance rate	94.7	N/A	94.4
Average teacher salary*	\$43,473	N/A	\$48,597
Professional development days / teacher	10.0 days	N/A	11.8 days
Percentage of teacher vacancies for more than 9 weeks	0.0	N/A	0.4
School			
Principal's years at school	1.0	N/A	4.0
Student-teacher ratio in core subjects	21.4 to 1	N/A	21.4 to 1
Prime instructional time	88.7	N/A	89.6
Opportunities in the arts	Good	N/A	Good
Opportunities in foreign languages	Good	N/A	Poor
AdvancEd (SACS) accreditation	Yes	N/A	Yes
Parents attending conferences	98.5	N/A	100.0
Character development program	Excellent	N/A	Excellent
Avg. age of books / electronic media in the school library	5.0	N/A	12.3
Number of resources available per student in the school library media center	18.8	N/A	18.1
Bandwidth capacity per student	>100 Mbps	N/C	N/A
Percent of classrooms with wireless access	51-75%	N/C	N/A
District-issued learning devices per student	1.1	N/C	1.6
District-issued technology devices per teacher	2.3	N/C	1.7
Percentage of classes not taught by highly qualified teachers	0.0	N/A	0.0
Dollars spent per pupil**	N/A	N/A	\$7,148
Percent of expenditures for instruction**	N/A	N/A	66.6
Percent of expenditures for teachers' salaries**	N/A	N/A	68.0

* Includes current year teachers contracted for 190 days or more.

** Prior year audited financial data are reported.

Abbreviations for Missing Data

N/A-Not Applicable

N/AV-Not Available

N/C-Not Collected

N/R-Not Reported

I/S-Insufficient Sample

OPPORTUNITIES**Evaluations by Teachers, Students, and Parents****Evaluations by Teachers, Students, and Parents**

	Teachers	Students*	Parents*
Number of surveys returned	36	70	61
Percent satisfied with learning environment	80.6	92.8	88.6
Percent satisfied with social and physical environment	91.8	87.1	88.7
Percent satisfied with school-home relations	94.5	97.2	79.1

* Only students at the highest elementary school grade and their parents were included.

State Ratings History of School

Year	Absolute Rating	Growth Rating
2014	N/A	N/A
2013	N/A	N/A
2012	N/A	N/A

Based on state law, schools will not be rated for state accountability purposes until Fall 2017.

Additional Resources

SC State Content Standards
[Family-Friendly Guides to the SC Content Standards](#)
[2014-15 Accountability Manual](#)
[Report Card Data Files](#)
[ESEA Data Files](#)

Abbreviations for Missing Data

N/A-Not Applicable

N/AV-Not Available

N/C-Not Collected

N/R-Not Reported

I/S-Insufficient Sample