

## Ocean Drive Elementary School

901 11th Avenue North  
North Myrtle Beach, SC 29582



# South Carolina State Report Card

State and federal laws require public schools to release report cards to the public each year. This year, the report card has been updated to reflect changes in reporting directed by the SC Education Oversight Committee. Schools will not be rated for state accountability purposes until Fall 2017 when the state will transition to a single accountability system. The following reports student performance in school year 2014-15.

<b>Grades:</b>	PK-5 Elementary	<b>Principal:</b>	Wynna Renea Fowler
<b>Enrollment:</b>	870 students	<b>Superintendent:</b>	Dr. Rick Maxey
<b>School Phone:</b>	843-390-6900	<b>Board Chair:</b>	Joe DeFeo
<b>School Website:</b>	<a href="http://nmbp.horrycountyschools.net/pages/North_Myrtle_Beach_Primary">http://nmbp.horrycountyschools.net/pages/North_Myrtle_Beach_Primary</a>		



### Profile of the SC Graduate

#### World Class Knowledge

- Rigorous standards in language arts and math for career and college readiness
- Multiple languages, science, technology, engineering, mathematics (STEM), arts and social sciences\*

#### World Class Skills

- Creativity and innovation
- Critical thinking and problem solving
- Collaboration and teamwork
- Communication, information, media and technology
- Knowing how to learn

#### Life and Career Characteristics

- Integrity
- Self-direction
- Global perspective
- Perseverance
- Work ethic
- Interpersonal skills

\* 21st Century core courses in Social Sciences include History, Geography, Economics, Government and Civics.


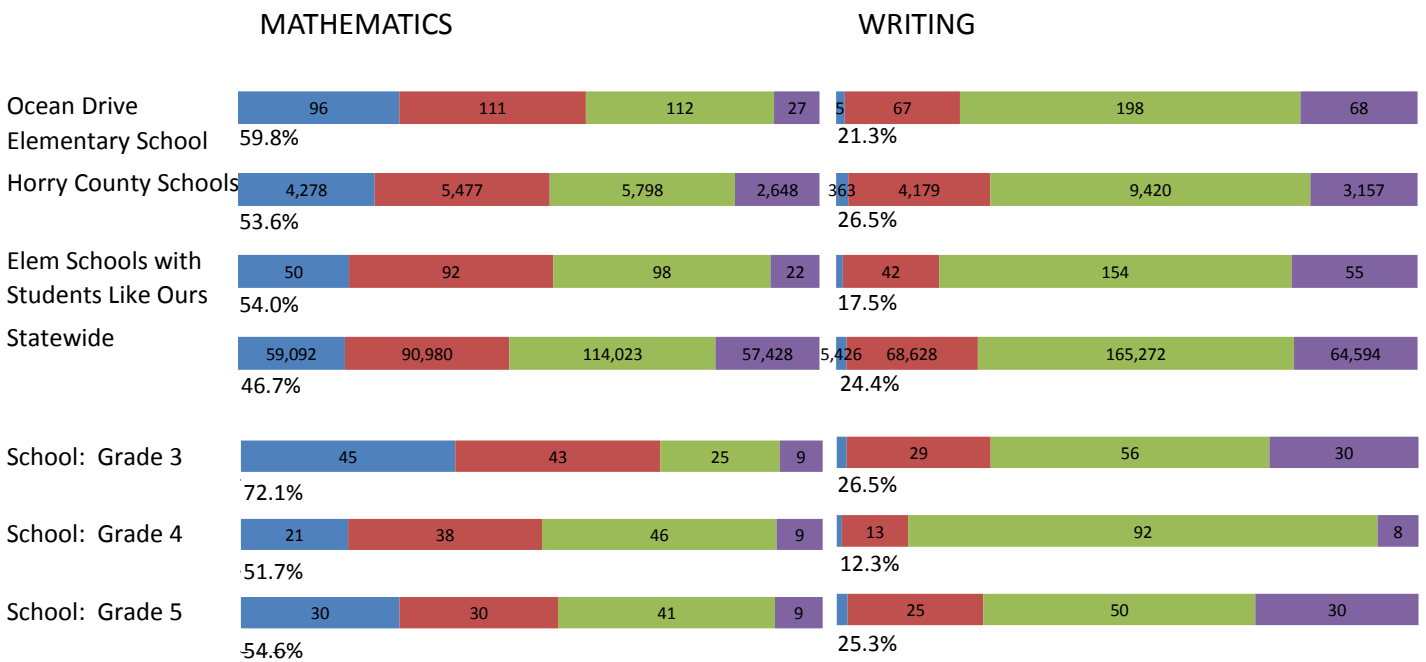
### WORLD CLASS SKILLS & LIFE AND CAREER CHARACTERISTICS

*Our school is helping all students develop the world class skills and life and career characteristics of the Profile of the Graduate by ...*

Ocean Drive Elementary School is helping all students develop the world class skills and life and career characteristics of the Profile of the Graduate by ensuring all students are provided with rigorous curriculum in all content areas for career and college readiness. We will continue to grow our students in the use of digital content to make sure they are ready to sustain as they grow in creativity and innovation. We will use critical thinking and problem solving skills along with opportunities for collaboration and teamwork. In using communication, information, media and technology, the students at Ocean Drive Elementary will develop their own sense of "knowing how to learn". At Ocean Drive Elementary School through several brain compatible strategies, Lifelong Guidelines, Life Skills and our Positive Behavior Intervention System, we are modeling, practicing and having high expectations for implementation of integrity, perseverance, self-direction and interpersonal skills. Our use of our character development programs have provided our students with a solid foundation to grow as productive citizens in and out of school. Ocean Drive Elementary transformed from a Pre-K to First Grade school into a Pre-K to Fifth Grade School this year. We have encountered many new adventures along the way but the opportunity to have mentor students within the school and the vertical alignment of students through the years, gives us a continued vision of unlimited possibility with our school and our community. Our community is involved and supports our school and the families within. The school has partnered with the community on numerous events such as "Walk to School Day, Fun Runs, Arbor Day, Palmetto Pride, and Public Safety Department" and more along the way. We are truly fortunate to be in a close proximity area with an abundance of businesses, neighborhoods and public recreation facilities. Renea Fowler, Principal Jill Chandler, SIC Chairperson 2014-15

**KNOWLEDGE**

The ACT Aspire assessment was given to students in grades 3-8 in Spring 2015. Students were assessed in the subject areas of Reading, English, Mathematics and Writing



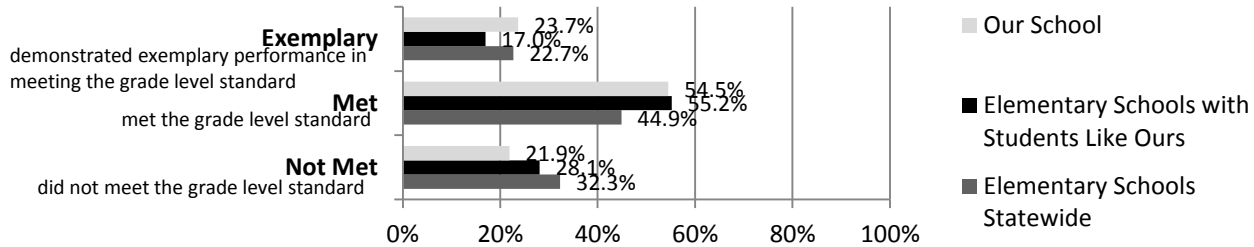
Abbreviations for Missing Data

N/A-Not Applicable    N/AV-Not Available    N/C-Not Collected    N/R-Not Reported    I/S-Insufficient Sample

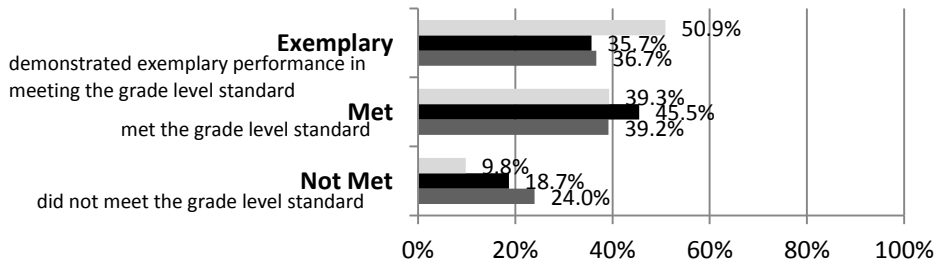
**KNOWLEDGE**

The SC Palmetto Assessment of State Standards (SCPASS) was given to students in grades 4 - 8 in Spring 2015. Students were assessed in the subject areas of Science and Social Studies.

**Science**



**Social Studies**



Science SCPASS	
Our School: Percent Met and Above for each grade level	
4th grade	5th grade
83.3	72.7
Social Studies SCPASS	
Our School: Percent Met and Above for each grade level	
4th grade	5th grade
96.5	83.6

Note: Results include SC-Alt assessment results.

Exemplary	"Exemplary": student demonstrated exemplary performance in meeting the grade level standard.
Met	"Met": student met the grade level standard.
Not Met	"Not Met": student did not meet the grade level standard.

Elementary Schools with Students Like Ours are elementary schools with poverty indices of no more than 5% above or below the index for the school.

Abbreviations for Missing Data

N/A-Not Applicable    N/AV-Not Available    N/C-Not Collected    N/R-Not Reported    I/S-Insufficient Sample

**OPPORTUNITIES****For students to meet the profile of the SC Graduate**

	Our School	Change from Last Year	Elementary Schools with students like ours
<b>Students (n = 870)</b>			
Percent of students participating in Medicaid, SNAP, or TANF; homeless, foster, or migrant students (poverty index)	67.6	N/A	N/A
Attendance Rate	96.0	N/A	95.9
With disabilities	9.4	N/A	12.4
Out of school suspensions or expulsions for violent and/or criminal offenses	0.1	N/A	0.0
Percentage of students served by gifted and talented programs	8.6	N/A	8.5
Percentage of students retained	0.0	N/A	1.0
<b>Teachers (n = 49)</b>			
Percentage of teachers with advanced degrees	57.1	N/A	62.5
Percentage of teachers on continuing contract	77.6	N/A	84.1
Teachers returning from previous year	N/A	N/A	89.2
Teacher attendance rate	95.6	N/A	94.7
Average teacher salary*	\$53,338	N/A	\$49,058
Professional development days / teacher	20.6 days	N/A	11.0 days
Percentage of teacher vacancies for more than 9 weeks	0.0	N/A	0.6
<b>School</b>			
Principal's years at school	1.0	N/A	4.0
Student-teacher ratio in core subjects	22.6 to 1	N/A	20.7 to 1
Prime instructional time	89.2	N/A	89.6
Opportunities in the arts	Good	N/A	Good
Opportunities in foreign languages	Poor	N/A	Poor
AdvancEd (SACS) accreditation	Yes	N/A	Yes
Parents attending conferences	100.0	N/A	100.0
Character development program	Good	N/A	Excellent
Avg. age of books / electronic media in the school library	12.0	N/A	14.8
Number of resources available per student in the school library media center	16.1	N/A	20.7
Bandwidth capacity per student	50-100 Mbps	N/C	N/A
Percent of classrooms with wireless access	76-100%	N/C	N/A
District-issued learning devices per student	0.4	N/C	0.6
District-issued technology devices per teacher	2.2	N/C	1.9
Percentage of classes not taught by highly qualified teachers	0.0	N/A	0.0
Dollars spent per pupil**	N/A	N/A	\$7,569
Percent of expenditures for instruction**	N/A	N/A	67.1
Percent of expenditures for teachers' salaries**	N/A	N/A	68.5

\* Includes current year teachers contracted for 190 days or more.

\*\* Prior year audited financial data are reported.

## Abbreviations for Missing Data

N/A-Not Applicable

N/AV-Not Available

N/C-Not Collected

N/R-Not Reported

I/S-Insufficient Sample

**OPPORTUNITIES****Evaluations by Teachers, Students, and Parents****Evaluations by Teachers, Students, and Parents**

	<b>Teachers</b>	<b>Students*</b>	<b>Parents*</b>
Number of surveys returned	47	96	34
Percent satisfied with learning environment	89.4	95.9	88.3
Percent satisfied with social and physical environment	95.7	94.5	88.2
Percent satisfied with school-home relations	95.7	94.6	87.9

\* Only students at the highest elementary school grade and their parents were included.

**State Ratings History of School**

<b>Year</b>	<b>Absolute Rating</b>	<b>Growth Rating</b>
2014	N/A	N/A
2013	N/A	N/A
2012	N/A	N/A

Based on state law, schools will not be rated for state accountability purposes until Fall 2017.

**Additional Resources**

SC State Content Standards  
[Family-Friendly Guides to the SC Content Standards](#)  
[2014-15 Accountability Manual](#)  
[Report Card Data Files](#)  
[ESEA Data Files](#)

## Abbreviations for Missing Data

N/A-Not Applicable

N/AV-Not Available

N/C-Not Collected

N/R-Not Reported

I/S-Insufficient Sample