

Ellen Woodside Elementary

9122 Augusta Road
Pelzer, SC 29669



South Carolina State Report Card

State and federal laws require public schools to release report cards to the public each year. This year, the report card has been updated to reflect changes in reporting directed by the SC Education Oversight Committee. Schools will not be rated for state accountability purposes until Fall 2017 when the state will transition to a single accountability system. The following reports student performance in school year 2014-15.

Grades:	PK-5 Elementary	Principal:	Mimi Melehes
Enrollment:	643 students	Superintendent:	Mr. W. Burke Royster
School Phone:	864-355-4900	Board Chair:	Mrs. Lisa Wells
School Website:	http://www.greenville.k12.sc.us/ellenw/index.asp		



Profile of the SC Graduate

World Class Knowledge

- Rigorous standards in language arts and math for career and college readiness
- Multiple languages, science, technology, engineering, mathematics (STEM), arts and social sciences*

World Class Skills

- Creativity and innovation
- Critical thinking and problem solving
- Collaboration and teamwork
- Communication, information, media and technology
- Knowing how to learn

Life and Career Characteristics

- Integrity
- Self-direction
- Global perspective
- Perseverance
- Work ethic
- Interpersonal skills

WORLD CLASS SKILLS & LIFE AND CAREER CHARACTERISTICS

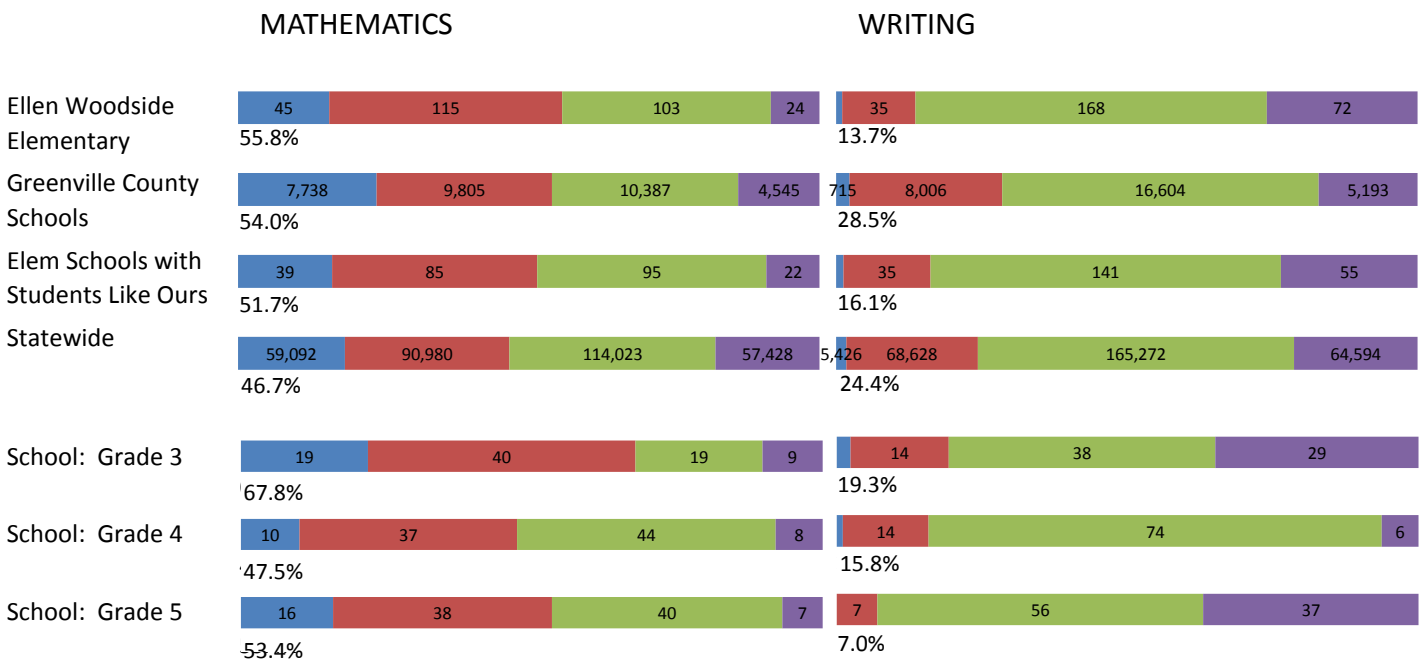
Our school is helping all students develop the world class skills and life and career characteristics of the Profile of the Graduate by ...

Ellen Woodside Elementary School is helping all students develop world class skills and life and career characteristics of the Profile of the Graduate by providing the opportunity for all students to learn in a nurturing, safe and academically challenging environment. Our school continues to create an educational environment driven by our school tagline, "Educating Winners Everyday"! Situated in a rural area in southern Greenville County, the school serves approximately 630 students in grades 4K through 5th. Ellen Woodside continues to partner with the Frazee Center and Michelin to provide a one-to-one mentoring program for 75 identified students. In addition, we completed year four implementation of the reading program, Fountas and Pinnell to reach students of all reading levels. All students participate in the Accelerated Reader Program. Throughout the year, several assessments including MAP (Measure of Academic Progress) were used to help us analyze growth, set academic goals, and to set academic plans for all students. MAP tests help to identify what skills students have attained and the ones that need to be taught. We have continued to improve the quality of our program by enlisting our community resources and by developing parenting programs for our at-home partners. Public Education Partners of Greenville donated twelve books to all Ellen Woodside students to ensure that students had the opportunity to continue reading over the summer. All students have been provided the highest quality of instruction and have been afforded the opportunity to fulfill their innate potential through the positive, creative, and challenging curriculum presented in a relevant and meaningful manner. Mimi Melehes, Principal Joe Rhodes, SIC Chair

* 21st Century core courses in Social Sciences include History, Geography, Economics, Government and Civics.

KNOWLEDGE

The ACT Aspire assessment was given to students in grades 3-8 in Spring 2015. Students were assessed in the subject areas of Reading, English, Mathematics and Writing



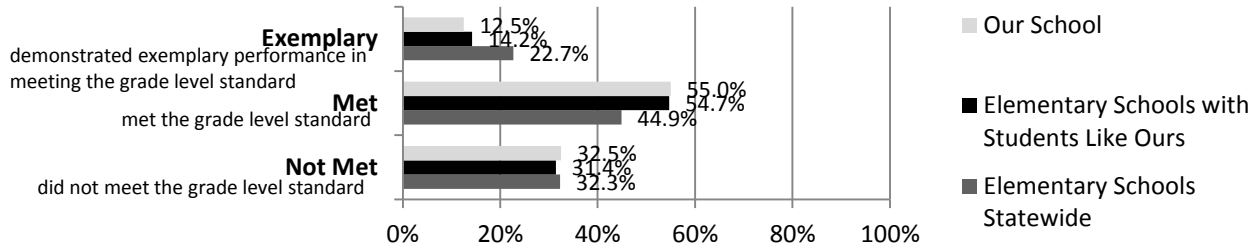
Abbreviations for Missing Data

- N/A-Not Applicable
- N/AV-Not Available
- N/C-Not Collected
- N/R-Not Reported
- I/S-Insufficient Sample

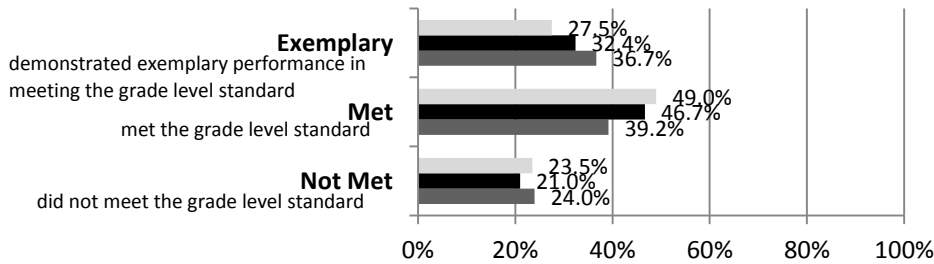
KNOWLEDGE

The SC Palmetto Assessment of State Standards (SCPASS) was given to students in grades 4 - 8 in Spring 2015. Students were assessed in the subject areas of Science and Social Studies.

Science



Social Studies



Science SCPASS	
Our School: Percent Met and Above for each grade level	
4th grade	5th grade
60.6	74.3
Social Studies SCPASS	
Our School: Percent Met and Above for each grade level	
4th grade	5th grade
81.8	71.3

Note: Results include SC-Alt assessment results.

Exemplary	"Exemplary": student demonstrated exemplary performance in meeting the grade level standard.
Met	"Met": student met the grade level standard.
Not Met	"Not Met": student did not meet the grade level standard.

Elementary Schools with Students Like Ours are elementary schools with poverty indices of no more than 5% above or below the index for the school.

Abbreviations for Missing Data

N/A-Not Applicable N/AV-Not Available N/C-Not Collected N/R-Not Reported I/S-Insufficient Sample

OPPORTUNITIES**For students to meet the profile of the SC Graduate**

	Our School	Change from Last Year	Elementary Schools with students like ours
Students (n = 643)			
Percent of students participating in Medicaid, SNAP, or TANF; homeless, foster, or migrant students (poverty index)	73.9	Down from 76.4%	N/A
Attendance Rate	95.9	Down from 96.4%	95.8
With disabilities	8.9	Down from 10.5%	13.4
Out of school suspensions or expulsions for violent and/or criminal offenses	0.0	No change	0.0
Percentage of students served by gifted and talented programs	4.9	Down from 5.6%	6.8
Percentage of students retained	1.1	Up from 1.0%	1.1
Teachers (n = 36)			
Percentage of teachers with advanced degrees	38.9	Up from 35.3%	59.3
Percentage of teachers on continuing contract	80.6	Down from 85.3%	82.6
Teachers returning from previous year	90.7	Up from 88.7%	88.8
Teacher attendance rate	94.9	Down from 95.6%	94.9
Average teacher salary*	\$44,528	Up 6.2%	\$48,450
Professional development days / teacher	8.8 days	Down from 9.0 days	10.5 days
Percentage of teacher vacancies for more than 9 weeks	0.0	N/A	0.6
School			
Principal's years at school	3.0	Up from 2.0	4.0
Student-teacher ratio in core subjects	22.8 to 1	Up from 22.1 to 1	20.5 to 1
Prime instructional time	89.5	Down from 91.4%	89.7
Opportunities in the arts	Good	No change	Good
Opportunities in foreign languages	Poor	N/A	Poor
AdvancEd (SACS) accreditation	Yes	No change	Yes
Parents attending conferences	100.0	No change	100.0
Character development program	Good	No change	Excellent
Avg. age of books / electronic media in the school library	14.0	N/A	15.1
Number of resources available per student in the school library media center	17.0	N/A	24.4
Bandwidth capacity per student	<25 Mbps	N/C	N/A
Percent of classrooms with wireless access	76-100%	N/C	N/A
District-issued learning devices per student	0.4	N/C	0.9
District-issued technology devices per teacher	1.1	N/C	2.0
Percentage of classes not taught by highly qualified teachers	0.0	No change	0.0
Dollars spent per pupil**	\$6,035	Up 11.8%	\$7,736
Percent of expenditures for instruction**	63.8	Up from 63.7%	66.7
Percent of expenditures for teachers' salaries**	65.2	Up from 64.5%	67.9

* Includes current year teachers contracted for 190 days or more.

** Prior year audited financial data are reported.

Abbreviations for Missing Data

N/A-Not Applicable

N/AV-Not Available

N/C-Not Collected

N/R-Not Reported

I/S-Insufficient Sample

OPPORTUNITIES**Evaluations by Teachers, Students, and Parents****Evaluations by Teachers, Students, and Parents**

	Teachers	Students*	Parents*
Number of surveys returned	32	95	36
Percent satisfied with learning environment	96.9	92.6	97.2
Percent satisfied with social and physical environment	93.8	86.3	100.0
Percent satisfied with school-home relations	90.6	94.7	80.5

* Only students at the highest elementary school grade and their parents were included.

State Ratings History of School

Year	Absolute Rating	Growth Rating
2014	Average	Average
2013	Average	Average
2012	Good	Good

Based on state law, schools will not be rated for state accountability purposes until Fall 2017.

Additional Resources

SC State Content Standards
[Family-Friendly Guides to the SC Content Standards](#)
[2014-15 Accountability Manual](#)
[Report Card Data Files](#)
[ESEA Data Files](#)

Abbreviations for Missing Data

N/A-Not Applicable

N/AV-Not Available

N/C-Not Collected

N/R-Not Reported

I/S-Insufficient Sample