

Mountain View Elementary

6350 Mountain View Road

Taylors, SC 29687



South Carolina State Report Card

State and federal laws require public schools to release report cards to the public each year. This year, the report card has been updated to reflect changes in reporting directed by the SC Education Oversight Committee. Schools will not be rated for state accountability purposes until Fall 2017 when the state will transition to a single accountability system. The following reports student performance in school year 2014-15.

Grades:	PK-5 Elementary	Principal:	Jennifer Gibson
Enrollment:	843 students	Superintendent:	Mr. W. Burke Royster
School Phone:	864-355-6800	Board Chair:	Mrs. Lisa Wells
School Website:	http://www.greenville.k12.sc.us/mtnview/index.asp		



Profile of the SC Graduate

World Class Knowledge

- Rigorous standards in language arts and math for career and college readiness
- Multiple languages, science, technology, engineering, mathematics (STEM), arts and social sciences*

World Class Skills

- Creativity and innovation
- Critical thinking and problem solving
- Collaboration and teamwork
- Communication, information, media and technology
- Knowing how to learn

Life and Career Characteristics

- Integrity
- Self-direction
- Global perspective
- Perseverance
- Work ethic
- Interpersonal skills

* 21st Century core courses in Social Sciences include History, Geography, Economics, Government and Civics.


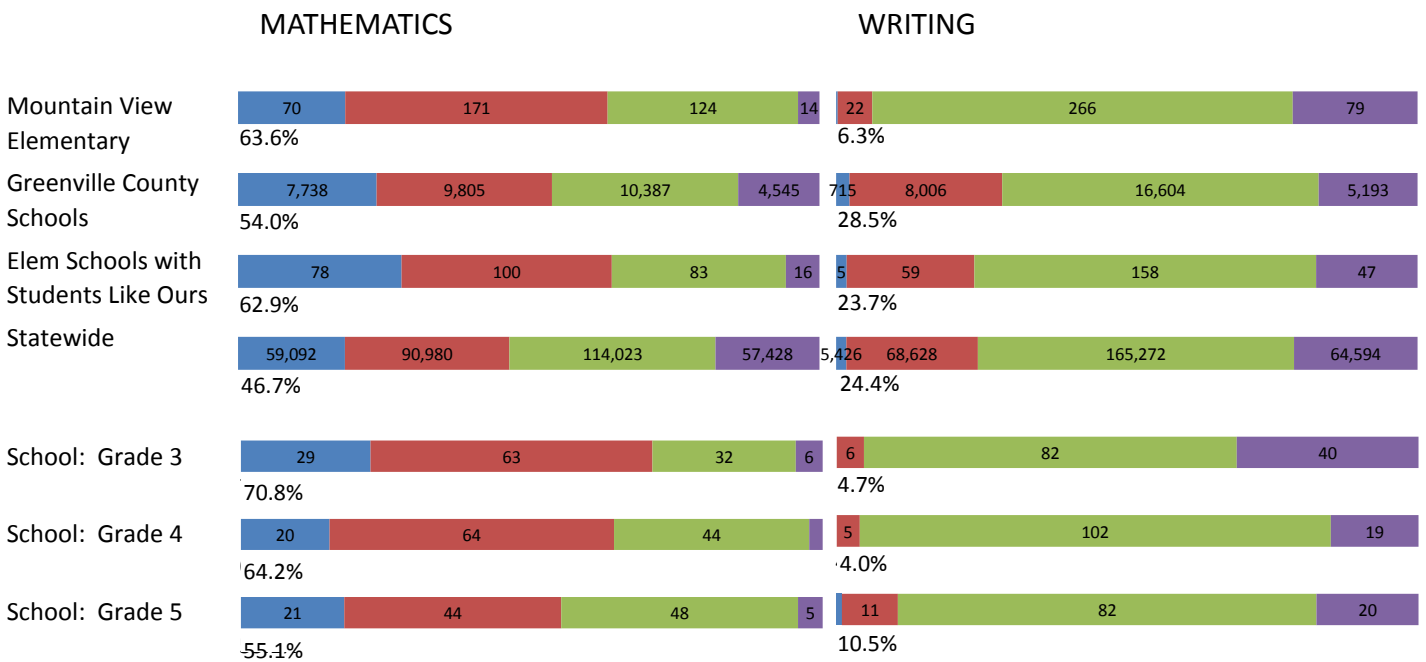
WORLD CLASS SKILLS & LIFE AND CAREER CHARACTERISTICS

Our school is helping all students develop the world class skills and life and career characteristics of the Profile of the Graduate by ...

Mountain View Elementary School is helping all students develop the world class skills and life and career characteristics of the Profile of the South Carolina Graduate by providing a safe, caring, and academically challenging learning environment. Mountain View Elementary is a warm, community centered school steeped in rich tradition. We provide such an environment through the implementation of our vision "Each Child One Day at a Time." To support our vision, Mountain View offers a variety of academic programs that address the needs of each child. Our school has two multiage classrooms in which instruction is given based on the student's skill level as opposed to their age. Mountain View departmentalizes in the intermediate grade levels. This allows teachers to go deeper into specific content. All grade levels use Balanced Literacy for reading instruction. Mountain View also provides a variety of interventions for students who may need them. At Mountain View Elementary we also have various programs outside of the academic world to focus on the whole child. We have a school-wide character education program that is sponsored by our business partner, Chick-fil-A. Our guidance counselors implement programs such as Safety Programs and a Career Day. They also run Tiger Tutor and peer mentoring programs that allow older students to work with the younger students on academic and social needs. Finally, we offer programs to educate parents on specific student needs. At Mountain View Elementary we believe the school, family, and community must share the education responsibility of our children. We appreciate all of your support in helping in the development of our future South Carolina graduates and world leaders! Mr. Donny Kauffman, Chair of the School Improvement Council Ms. Jennifer Gibson, Principal

KNOWLEDGE

The ACT Aspire assessment was given to students in grades 3-8 in Spring 2015. Students were assessed in the subject areas of Reading, English, Mathematics and Writing



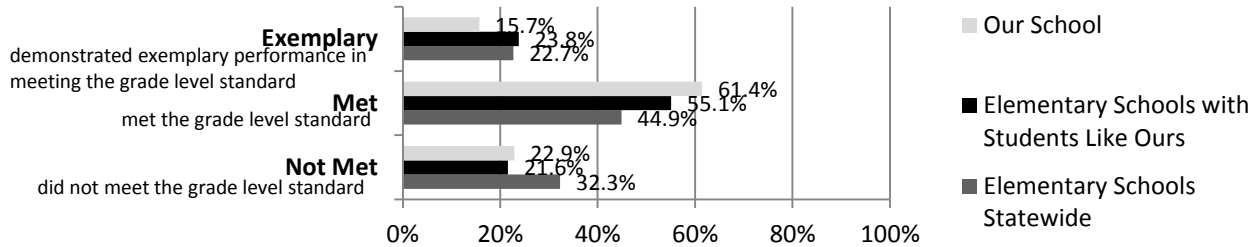
Abbreviations for Missing Data

- N/A-Not Applicable
- N/AV-Not Available
- N/C-Not Collected
- N/R-Not Reported
- I/S-Insufficient Sample

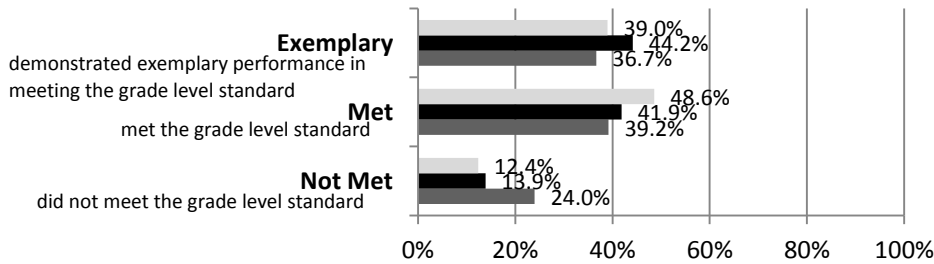
KNOWLEDGE

The SC Palmetto Assessment of State Standards (SCPASS) was given to students in grades 4 - 8 in Spring 2015. Students were assessed in the subject areas of Science and Social Studies.

Science



Social Studies



Science SCPASS	
Our School: Percent Met and Above for each grade level	
4th grade	5th grade
77.1	77.1
Social Studies SCPASS	
Our School: Percent Met and Above for each grade level	
4th grade	5th grade
90.1	84.7

Note: Results include SC-Alt assessment results.

Exemplary	"Exemplary": student demonstrated exemplary performance in meeting the grade level standard.
Met	"Met": student met the grade level standard.
Not Met	"Not Met": student did not meet the grade level standard.

Elementary Schools with Students Like Ours are elementary schools with poverty indices of no more than 5% above or below the index for the school.

Abbreviations for Missing Data

N/A-Not Applicable N/AV-Not Available N/C-Not Collected N/R-Not Reported I/S-Insufficient Sample

OPPORTUNITIES**For students to meet the profile of the SC Graduate**

	Our School	Change from Last Year	Elementary Schools with students like ours
Students (n = 843)			
Percent of students participating in Medicaid, SNAP, or TANF; homeless, foster, or migrant students (poverty index)	48.5	Down from 52.8%	N/A
Attendance Rate	95.9	Down from 96.5%	96.4
With disabilities	13.7	Up from 13.1%	11.1
Out of school suspensions or expulsions for violent and/or criminal offenses	0.0	No change	0.0
Percentage of students served by gifted and talented programs	9.6	Up from 9.4%	13.8
Percentage of students retained	1.0	Down from 1.4%	0.9
Teachers (n = 45)			
Percentage of teachers with advanced degrees	71.1	Down from 72.7%	62.1
Percentage of teachers on continuing contract	93.3	Down from 95.5%	83.3
Teachers returning from previous year	95.1	Down from 95.9%	89.7
Teacher attendance rate	93.6	Up from 91.3%	94.7
Average teacher salary*	\$50,551	Down 1.5%	\$48,606
Professional development days / teacher	10.7 days	Down from 11.4 days	11.8 days
Percentage of teacher vacancies for more than 9 weeks	0.0	N/A	0.3
School			
Principal's years at school	4.0	Up from 3.0	4.0
Student-teacher ratio in core subjects	22.2 to 1	N/A	21.3 to 1
Prime instructional time	88.6	Up from 86.5%	89.7
Opportunities in the arts	Good	No change	Good
Opportunities in foreign languages	Poor	N/A	Poor
AdvancEd (SACS) accreditation	Yes	No change	Yes
Parents attending conferences	100.0	No change	100.0
Character development program	Excellent	No change	Excellent
Avg. age of books / electronic media in the school library	13.0	N/A	12.7
Number of resources available per student in the school library media center	18.2	N/A	17.3
Bandwidth capacity per student	<25 Mbps	N/C	N/A
Percent of classrooms with wireless access	76-100%	N/C	N/A
District-issued learning devices per student	0.4	N/C	1.4
District-issued technology devices per teacher	1.0	N/C	1.7
Percentage of classes not taught by highly qualified teachers	0.0	No change	0.0
Dollars spent per pupil**	\$6,036	Down 4.2%	\$7,212
Percent of expenditures for instruction**	67.1	Up from 66.9%	67.0
Percent of expenditures for teachers' salaries**	69.0	Up from 67.0%	68.1

* Includes current year teachers contracted for 190 days or more.

** Prior year audited financial data are reported.

Abbreviations for Missing Data

N/A-Not Applicable

N/AV-Not Available

N/C-Not Collected

N/R-Not Reported

I/S-Insufficient Sample

OPPORTUNITIES**Evaluations by Teachers, Students, and Parents****Evaluations by Teachers, Students, and Parents**

	Teachers	Students*	Parents*
Number of surveys returned	30	113	77
Percent satisfied with learning environment	96.6	97.3	90.9
Percent satisfied with social and physical environment	96.8	93.2	93.5
Percent satisfied with school-home relations	96.8	97.5	78.7

* Only students at the highest elementary school grade and their parents were included.

State Ratings History of School

Year	Absolute Rating	Growth Rating
2014	Excellent	Good
2013	Excellent	Average
2012	Good	Good

Based on state law, schools will not be rated for state accountability purposes until Fall 2017.

Additional Resources

SC State Content Standards
[Family-Friendly Guides to the SC Content Standards](#)
[2014-15 Accountability Manual](#)
[Report Card Data Files](#)
[ESEA Data Files](#)

Abbreviations for Missing Data

N/A-Not Applicable

N/AV-Not Available

N/C-Not Collected

N/R-Not Reported

I/S-Insufficient Sample