

# Coastal Montessori Charter School

247 Wildcat Way  
Pawleys Island, SC 29585



# South Carolina State Report Card

State and federal laws require public schools to release report cards to the public each year. This year, the report card has been updated to reflect changes in reporting directed by the SC Education Oversight Committee. Schools will not be rated for state accountability purposes until Fall 2017 when the state will transition to a single accountability system. The following reports student performance in school year 2014-15.

<b>Grades:</b>	1-6 Elementary	<b>Principal:</b>	Dr. Nathalie Hunt
<b>Enrollment:</b>	184 students	<b>Superintendent:</b>	Dr. H. Randall Dozier
<b>School Phone:</b>	843-235-0413	<b>Board Chair:</b>	Mr. Jim Dumm
<b>School Website:</b>	<a href="http://coastalmontessoricharter.org/">http://coastalmontessoricharter.org/</a>		



## Profile of the SC Graduate

### World Class Knowledge

- Rigorous standards in language arts and math for career and college readiness
- Multiple languages, science, technology, engineering, mathematics (STEM), arts and social sciences\*

### World Class Skills

- Creativity and innovation
- Critical thinking and problem solving
- Collaboration and teamwork
- Communication, information, media and technology
- Knowing how to learn

### Life and Career Characteristics

- Integrity
- Self-direction
- Global perspective
- Perseverance
- Work ethic
- Interpersonal skills

\* 21st Century core courses in Social Sciences include History, Geography, Economics, Government and Civics.


## WORLD CLASS SKILLS & LIFE AND CAREER CHARACTERISTICS

*Our school is helping all students develop the world class skills and life and career characteristics of the Profile of the Graduate by ...*

Coastal Montessori Charter School SCDE Summer Survey Narrative Coastal Montessori Charter School supports each student as she/he develops the world class skills and life and career characteristics of the Profile of the South Carolina Graduate by providing a safe, nurturing, and challenging academic learning environment. We provide such an environment through the implementation of a Montessori curriculum dedicated to cultivating the whole child, including their social, emotional, and academic intelligences. We demonstrate this vision by employing, training, and supporting a high-quality staff able to prepare a Montessori environment and implement a Montessori curriculum aligned with the South Carolina standards. We meet students where they are and take each to his/her potential. The teaching staff at Coastal Montessori Charter School are always seeking opportunities to learn new and effective strategies to use in the classroom such as: peace education, Step Up to Writing training, Positive Discipline training, Running Records, small group guided reading, Montessori Model United Nations, STEM, Math workshops in collaboration with Coastal Carolina University, magazines and articles from the National Council of Teachers of Mathematics, and workshops in Montessori education provided by the American Montessori Society. We know we must model what it looks like and sounds like to be a life long learner and we take this duty seriously. At Coastal Montessori Charter School we also provide various opportunities for students to develop what we like to call the seven survival skills: critical thinking, problem solving, self-regulation, taking initiative, communication, inquisitiveness, and the ability to work as part of a team. Some ways students practice these skills include: group research/science projects and presentations, Upper Elementary students buddy reading with Lower Elementary students, students using individualized work plans to guide their decision making as they self-regulate their learning, opportunities for students to meet with experts and authors in order to further their understanding of the word and the world, making and sharing healthful snacks, and students developing strategic plans for addressing needs and wants they would like to experience as students at our school. Coastal Montessori Charter School believes the school, family, and community share the educational responsibility of our young people. Building future South Carolina graduates and world leaders is a team effort and we are committed to upholding our charter goals and ensuring each student graduating from Coastal Montessori Charter School is prepared for life. Nathalie Hunt, PhD Director

**KNOWLEDGE**

The ACT Aspire assessment was given to students in grades 3-8 in Spring 2015. Students were assessed in the subject areas of Reading, English, Mathematics and Writing



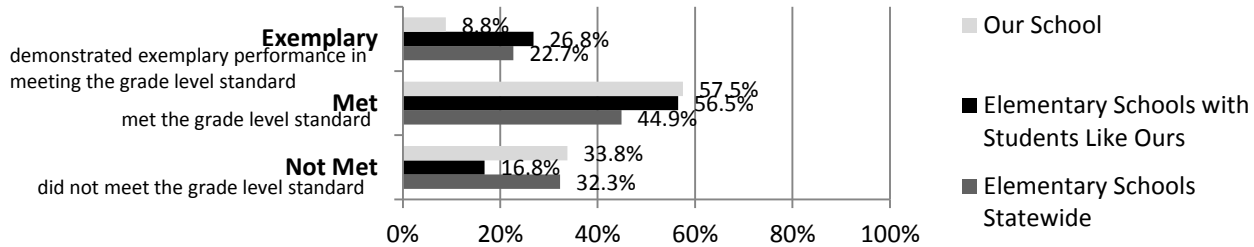
Abbreviations for Missing Data

- N/A-Not Applicable
- N/AV-Not Available
- N/C-Not Collected
- N/R-Not Reported
- I/S-Insufficient Sample

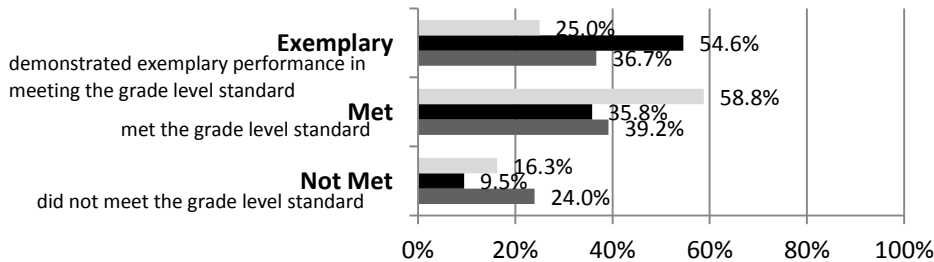
**KNOWLEDGE**

The SC Palmetto Assessment of State Standards (SCPASS) was given to students in grades 4 - 8 in Spring 2015. Students were assessed in the subject areas of Science and Social Studies.

**Science**



**Social Studies**



Science SCPASS	
Our School: Percent Met and Above for each grade level	
4th grade	5th grade
63.9	64.3
Social Studies SCPASS	
Our School: Percent Met and Above for each grade level	
4th grade	5th grade
88.9	75.0

Note: Results include SC-Alt assessment results.

Exemplary	"Exemplary": student demonstrated exemplary performance in meeting the grade level standard.
Met	"Met": student met the grade level standard.
Not Met	"Not Met": student did not meet the grade level standard.

Elementary Schools with Students Like Ours are elementary schools with poverty indices of no more than 5% above or below the index for the school.

Abbreviations for Missing Data

N/A-Not Applicable    N/AV-Not Available    N/C-Not Collected    N/R-Not Reported    I/S-Insufficient Sample

**OPPORTUNITIES****For students to meet the profile of the SC Graduate**

	Our School	Change from Last Year	Elementary Schools with students like ours
<b>Students (n = 184)</b>			
Percent of students participating in Medicaid, SNAP, or TANF; homeless, foster, or migrant students (poverty index)	32.8	Down from 36.0%	N/A
Attendance Rate	95.5	Down from 96.5%	96.6
With disabilities	10.9	Up from 7.5%	9.6
Out of school suspensions or expulsions for violent and/or criminal offenses	0.0	No change	0.0
Percentage of students served by gifted and talented programs	14.8	Up from 14.3%	14.8
Percentage of students retained	0.0	Down from 0.6%	0.6
<b>Teachers (n = 11)</b>			
Percentage of teachers with advanced degrees	36.4	Down from 45.5%	64.7
Percentage of teachers on continuing contract	0.0	No change	87.4
Teachers returning from previous year	N/A	N/A	89.7
Teacher attendance rate	95.5	Down from 95.6%	95.0
Average teacher salary*	\$38,023	Down 0.5%	\$50,519
Professional development days / teacher	19.1 days	Down from 19.2 days	11.6 days
Percentage of teacher vacancies for more than 9 weeks	11.1	N/A	0.7
<b>School</b>			
Principal's years at school	2.0	Up from 1.0	4.0
Student-teacher ratio in core subjects	9.0 to 1	N/A	20.9 to 1
Prime instructional time	86.9	Down from 91.3%	89.9
Opportunities in the arts	Good	Up from Poor	Good
Opportunities in foreign languages	Poor	N/A	Poor
AdvancEd (SACS) accreditation	Yes	No change	Yes
Parents attending conferences	54.6	Up from 40.4%	100.0
Character development program	Good	No change	Excellent
Avg. age of books / electronic media in the school library	11.0	N/A	12.2
Number of resources available per student in the school library media center	15.9	N/A	17.1
Bandwidth capacity per student	N/A	N/C	N/A
Percent of classrooms with wireless access	N/A	N/C	N/A
District-issued learning devices per student	N/A	N/C	2.0
District-issued technology devices per teacher	N/A	N/C	1.9
Percentage of classes not taught by highly qualified teachers	60.9	Up from 0.0%	0.0
Dollars spent per pupil**	\$8,372	Up 1.5%	\$7,289
Percent of expenditures for instruction**	52.6	Up from 52.0%	68.0
Percent of expenditures for teachers' salaries**	53.9	Up from 53.0%	69.2

\* Includes current year teachers contracted for 190 days or more.

\*\* Prior year audited financial data are reported.

## Abbreviations for Missing Data

N/A-Not Applicable

N/AV-Not Available

N/C-Not Collected

N/R-Not Reported

I/S-Insufficient Sample

**OPPORTUNITIES****Evaluations by Teachers, Students, and Parents****Evaluations by Teachers, Students, and Parents**

	Teachers	Students*	Parents*
Number of surveys returned	9	15	4
Percent satisfied with learning environment	I/S	93.3	I/S
Percent satisfied with social and physical environment	I/S	85.8	I/S
Percent satisfied with school-home relations	I/S	86.6	I/S

\* Only students at the highest elementary school grade and their parents were included.

**State Ratings History of School**

Year	Absolute Rating	Growth Rating
2014	Average	Average
2013	Average	At-Risk
2012	N/A	N/A

Based on state law, schools will not be rated for state accountability purposes until Fall 2017.

**Additional Resources**

SC State Content Standards  
[Family-Friendly Guides to the SC Content Standards](#)  
[2014-15 Accountability Manual](#)  
[Report Card Data Files](#)  
[ESEA Data Files](#)

## Abbreviations for Missing Data

N/A-Not Applicable

N/AV-Not Available

N/C-Not Collected

N/R-Not Reported

I/S-Insufficient Sample