

Douglas Elementary School

215 Samuel E. Diggs Rd.

Trenton, SC 29847



South Carolina State Report Card

State and federal laws require public schools to release report cards to the public each year. This year, the report card has been updated to reflect changes in reporting directed by the SC Education Oversight Committee. Schools will not be rated for state accountability purposes until Fall 2017 when the state will transition to a single accountability system. The following reports student performance in school year 2014-15.

Grades:	PK-5 Elementary	Principal:	Bobby R. Turner
Enrollment:	274 students	Superintendent:	Gregory Anderson
School Phone:	803-275-1752	Board Chair:	Brad Covar
School Website:	http://www.des.edgefieldcountyschools.org		



Profile of the SC Graduate

World Class Knowledge

- Rigorous standards in language arts and math for career and college readiness
- Multiple languages, science, technology, engineering, mathematics (STEM), arts and social sciences*

World Class Skills

- Creativity and innovation
- Critical thinking and problem solving
- Collaboration and teamwork
- Communication, information, media and technology
- Knowing how to learn

Life and Career Characteristics

- Integrity
- Self-direction
- Global perspective
- Perseverance
- Work ethic
- Interpersonal skills

* 21st Century core courses in Social Sciences include History, Geography, Economics, Government and Civics.

WORLD CLASS SKILLS & LIFE AND CAREER CHARACTERISTICS

Our school is helping all students develop the world class skills and life and career characteristics of the Profile of the Graduate by ...

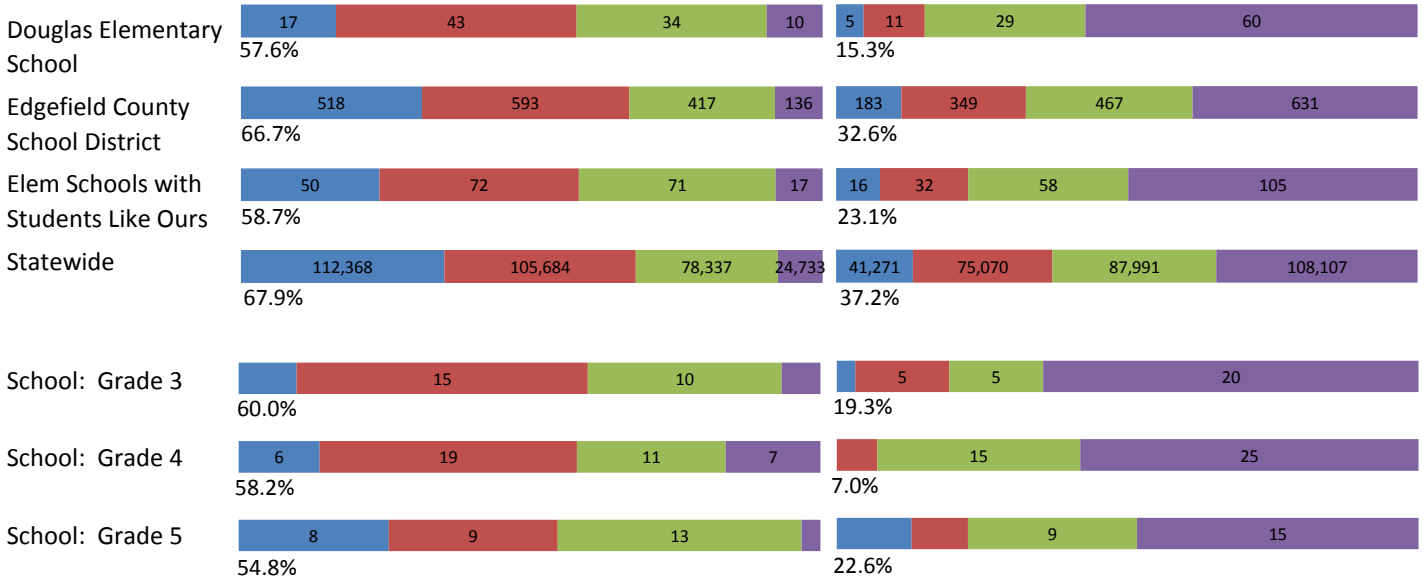
Douglas Elementary School is helping all students develop the world class skills and life and career characteristics of the Profile of the South Carolina Graduate by committing ourselves to providing a safe, positive and challenging learning environment in which all children can reach their full potential. This environment is provided through the implementation of our school vision: "Douglas Elementary School allows all children to communicate, demonstrate, and master skills essential for success in life". We demonstrate this vision by fostering superior achievement, responsible citizenship, and data-driven collaborative planning. DES teachers are always seeking to learn new and effective strategies to use in the classroom by engaging in the South Carolina Teacher Advancement Program (TAP). This program encourages teachers to grow professionally and offers weekly professional development focused on the needs of teachers and students. Our Master Teacher introduces instructional strategies, models lessons, team teaches, and observes teachers to encourage instructional improvements. Strategies include: Thinking Maps, Success Maker, Accelerated Reader, Reading Eggs, The Daily 5, and SRA Reading Mastery. Lastly, the LLI (Leveled Literacy Intervention) series is utilized to boost struggling students through the RTI (Response to Intervention) Program. At Douglas Elementary, we also have various programs outside the academic world to focus on the development of the whole child. School-wide, our guidance department focused on Character Education by providing a "Character Word of the Week", recognizing "Students of the Month", "Growing Up Drug-free Program", celebrating "Red Ribbon Week" and participating in the "Just Say No Club". Students and staff participated in many service-learning projects: collecting aluminum tabs for the "Ronald McDonald House", "United Way Challenge", "Boxtops for Education", "Relay for Life", "Jump Rope for Heart", "Caps for Kids", and "Jeans for Troops". We also elected a student government because we believe it's important for students to learn what it means to be a leader and these skills will help to ensure success in life. DES partnered with the Kangaroo Backpack Program which provided food over the weekend for numerous needy students, Laces for Love, 21st Century After-School Program, Laymans' Reading Challenge, and a school-wide Fruit and Vegetable Program. At Douglas Elementary School, we truly believe it takes a village to raise a child. An active "PTO" and strong "School Improvement Council" create opportunities for our students, parents, and teachers to work together as a team. We thank you for all of your support in helping in the development of our future South Carolina graduates and world leaders! Bobby Turner, Principal Harmond Crow, Chairman of the School Improvement Council

KNOWLEDGE

The ACT Aspire assessment was given to students in grades 3-8 in Spring 2015. Students were assessed in the subject areas of Reading, English, Mathematics and Writing

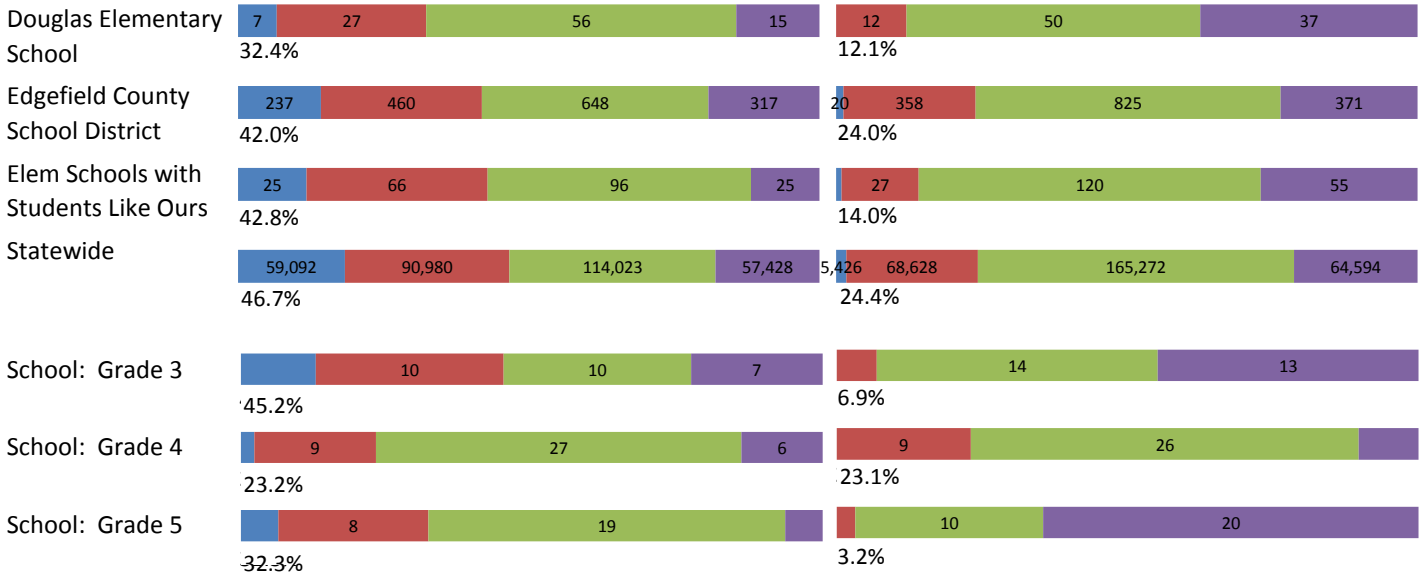
ENGLISH

READING



MATHEMATICS

WRITING



ACT Readiness Levels



Results for groups with 4 or fewer students are not shown

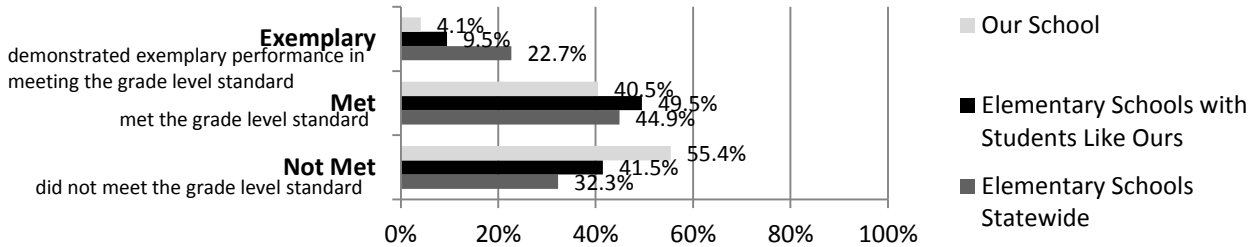
Abbreviations for Missing Data

- N/A-Not Applicable
- N/AV-Not Available
- N/C-Not Collected
- N/R-Not Reported
- I/S-Insufficient Sample

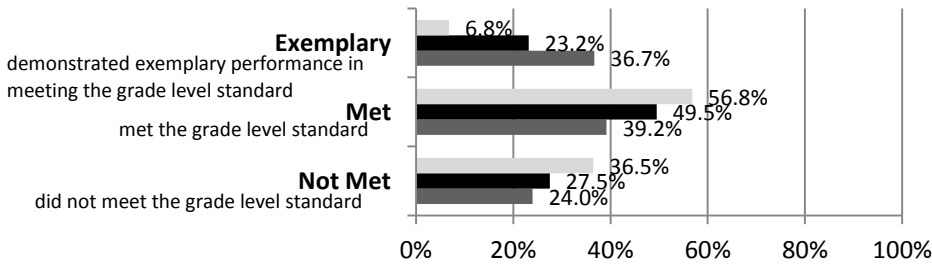
KNOWLEDGE

The SC Palmetto Assessment of State Standards (SCPASS) was given to students in grades 4 - 8 in Spring 2015. Students were assessed in the subject areas of Science and Social Studies.

Science



Social Studies



Science SCPASS	
Our School: Percent Met and Above for each grade level	
4th grade	5th grade
48.8	38.7
Social Studies SCPASS	
Our School: Percent Met and Above for each grade level	
4th grade	5th grade
72.1	51.6

Note: Results include SC-Alt assessment results.

Exemplary	"Exemplary": student demonstrated exemplary performance in meeting the grade level standard.
Met	"Met": student met the grade level standard.
Not Met	"Not Met": student did not meet the grade level standard.

Elementary Schools with Students Like Ours are elementary schools with poverty indices of no more than 5% above or below the index for the school.

Abbreviations for Missing Data

N/A-Not Applicable N/AV-Not Available N/C-Not Collected N/R-Not Reported I/S-Insufficient Sample

OPPORTUNITIES**For students to meet the profile of the SC Graduate**

	Our School	Change from Last Year	Elementary Schools with students like ours
Students (n = 274)			
Percent of students participating in Medicaid, SNAP, or TANF; homeless, foster, or migrant students (poverty index)	85.4	Down from 93.2%	N/A
Attendance Rate	94.7	Down from 96.6%	95.5
With disabilities	22.5	Down from 25.3%	13.8
Out of school suspensions or expulsions for violent and/or criminal offenses	0.0	Down from 0.4%	0.0
Percentage of students served by gifted and talented programs	3.2	Up from 1.8%	5.1
Percentage of students retained	5.2	Down from 8.7%	1.4
Teachers (n = 27)			
Percentage of teachers with advanced degrees	63.0	Up from 58.6%	60.0
Percentage of teachers on continuing contract	92.6	Up from 79.3%	77.8
Teachers returning from previous year	78.3	Up from 77.1%	85.7
Teacher attendance rate	95.6	Down from 95.7%	94.9
Average teacher salary*	\$45,635	Up 2.8%	\$46,738
Professional development days / teacher	11.0 days	Down from 12.6 days	10.8 days
Percentage of teacher vacancies for more than 9 weeks	0.0	N/A	0.9
School			
Principal's years at school	3.0	Up from 2.0	4.0
Student-teacher ratio in core subjects	16.0 to 1	Up from 14.2 to 1	19.6 to 1
Prime instructional time	89.4	Down from 91.8%	89.2
Opportunities in the arts	Good	No change	Good
Opportunities in foreign languages	Poor	N/A	Poor
AdvancEd (SACS) accreditation	Yes	No change	Yes
Parents attending conferences	100.0	No change	100.0
Character development program	Good	No change	Excellent
Avg. age of books / electronic media in the school library	N/A	N/A	14.9
Number of resources available per student in the school library media center	N/A	N/A	25.5
Bandwidth capacity per student	<25 Mbps	N/C	N/A
Percent of classrooms with wireless access	76-100%	N/C	N/A
District-issued learning devices per student	0.7	N/C	0.8
District-issued technology devices per teacher	0.7	N/C	2.0
Percentage of classes not taught by highly qualified teachers	2.8	Up from 0.0%	0.0
Dollars spent per pupil**	\$10,875	Up 10.0%	\$8,326
Percent of expenditures for instruction**	67.5	Up from 67.3%	65.0
Percent of expenditures for teachers' salaries**	67.9	Down from 68.5%	66.5

* Includes current year teachers contracted for 190 days or more.

** Prior year audited financial data are reported.

Abbreviations for Missing Data

N/A-Not Applicable

N/AV-Not Available

N/C-Not Collected

N/R-Not Reported

I/S-Insufficient Sample

OPPORTUNITIES**Evaluations by Teachers, Students, and Parents****Evaluations by Teachers, Students, and Parents**

	Teachers	Students*	Parents*
Number of surveys returned	18	33	21
Percent satisfied with learning environment	88.9	87.9	81.0
Percent satisfied with social and physical environment	88.9	69.7	81.9
Percent satisfied with school-home relations	88.2	75.8	77.3

* Only students at the highest elementary school grade and their parents were included.

State Ratings History of School

Year	Absolute Rating	Growth Rating
2014	Below Average	Average
2013	Below Average	Good
2012	Below Average	Average

Based on state law, schools will not be rated for state accountability purposes until Fall 2017.

Additional Resources

SC State Content Standards
[Family-Friendly Guides to the SC Content Standards](#)
[2014-15 Accountability Manual](#)
[Report Card Data Files](#)
[ESEA Data Files](#)

Abbreviations for Missing Data

N/A-Not Applicable

N/AV-Not Available

N/C-Not Collected

N/R-Not Reported

I/S-Insufficient Sample