

The Academy for Teaching and Learning

109 Hinton Street
Chester, SC 29706



South Carolina State Report Card

State and federal laws require public schools to release report cards to the public each year. This year, the report card has been updated to reflect changes in reporting directed by the SC Education Oversight Committee. Schools will not be rated for state accountability purposes until Fall 2017 when the state will transition to a single accountability system. The following reports student performance in school year 2014-15.

Grades:	K-8 Elementary	Principal:	Robyn Caldwell and Mary Ann Dawkins
Enrollment:	353 students	Superintendent:	Dr. Agnes Slayman
School Phone:	803-385-6334	Board Chair:	Mrs. Denise Lawson
School Website:	http://chester.academy.schooldesk.net/		



Profile of the SC Graduate

World Class Knowledge

- Rigorous standards in language arts and math for career and college readiness
- Multiple languages, science, technology, engineering, mathematics (STEM), arts and social sciences*

World Class Skills

- Creativity and innovation
- Critical thinking and problem solving
- Collaboration and teamwork
- Communication, information, media and technology
- Knowing how to learn

Life and Career Characteristics

- Integrity
- Self-direction
- Global perspective
- Perseverance
- Work ethic
- Interpersonal skills

* 21st Century core courses in Social Sciences include History, Geography, Economics, Government and Civics.

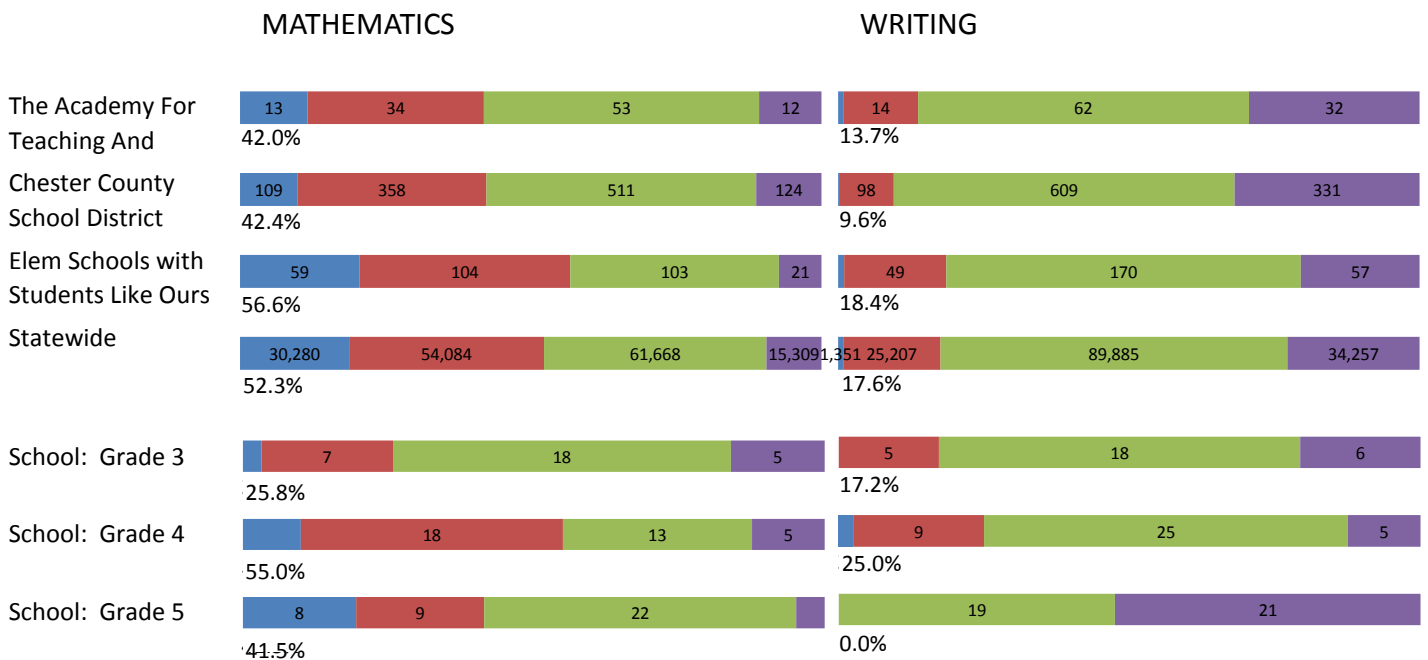
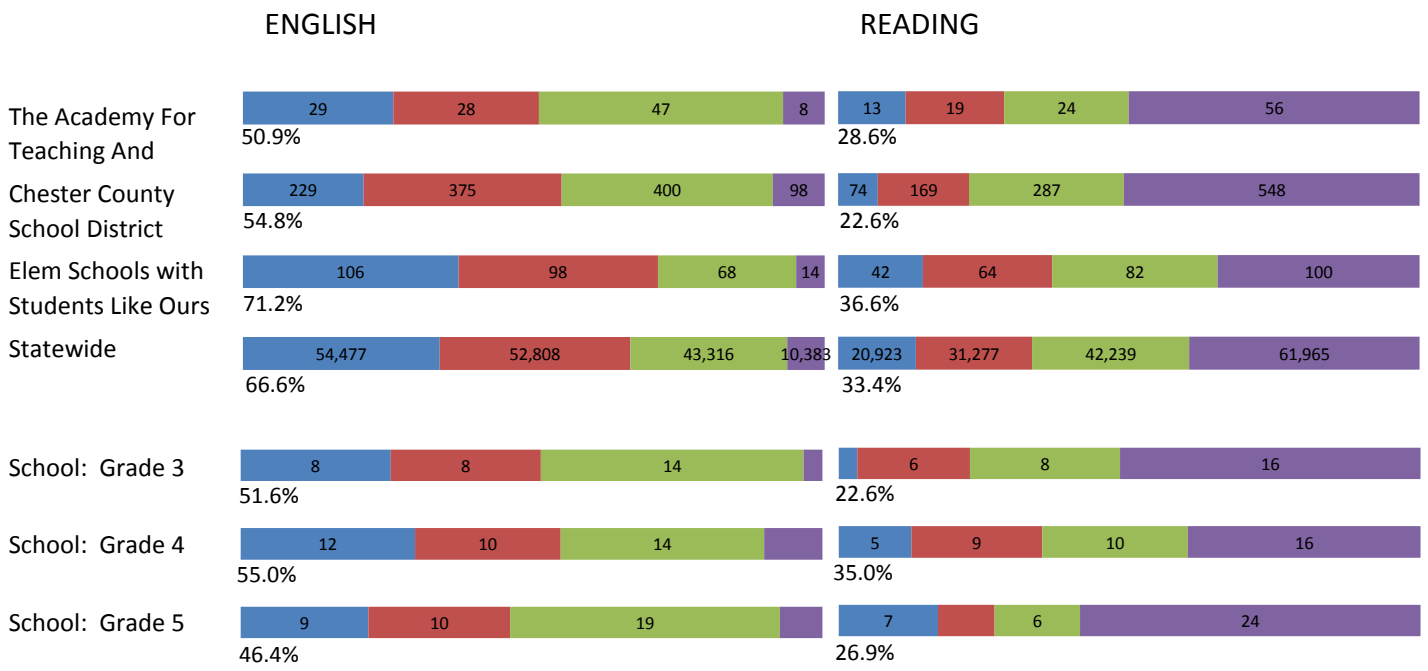
WORLD CLASS SKILLS & LIFE AND CAREER CHARACTERISTICS

Our school is helping all students develop the world class skills and life and career characteristics of the Profile of the Graduate by ...

The Academy establishes a safe, caring and academically challenging learning environment that successfully educates students who develop the world class skills and life and career characteristics of the Profile of the South Carolina Graduate. The Academy's faculty and staff work diligently to review the school's charter and state and federal standards to reflect upon current school practices to develop and implement strategies that promote academic and social success for students. A focus on a professional learning community for educators affords the faculty and staff opportunities to continue their professional learning journeys to include new researched practices for student learning. The Academy continues to improve student achievement at all grade levels and close achievement gaps where they exist. The school uses a systematic approach to gather student data from various sources (PASS, ACT Aspire, formal and informal assessments, and interest inventories) to determine daily classroom instruction, academic remediation and acceleration opportunities. The data provides a reflection tool for educators to constantly adapt teaching practices to the learners at the school. Students are given opportunities for academic success during quality classroom instruction, early literacy intervention, and every student is provided an additional hour of instruction each day in an extended day program for remediation, acceleration and enrichment. The Academy recognizes the importance of a strong school community for all students who attend the school. A variety of strategies are utilized to recognize and showcase students' learning throughout the school year. "Students of the Week", perfect attendance, Honor Roll and "Mighty Mustang Awards" for strong character celebrate academic and character success for students. Each student at the Academy is involved in service learning projects that help the community of Chester. The school has made a commitment to fight hunger in our community with several food drives to stock the local food pantry. Kindergarten and first grade students plant and maintain a vegetable garden that also provides fresh vegetables to the local food bank. We strongly support Relay for Life and join our community in the fight against cancer. Each year the school honors veterans and local emergency first responders with a "Patriot's Day" celebration that focuses on thanking individuals for their service to our community. The Academy celebrates "Peace Day" with activities that promote peace in our school, community, nation and world. A daily emphasis through the Heartwood Character Education program guide students to develop outstanding character traits that will establish strong foundations for student success academic and socially. The complete development of the children is fostered in the school with art classes, music, physical education, health, and career planning. Students participate in a variety of extra-curricular activities during the school day and during the extended day program. Sports, dance, art, fitness, cooking, cheerleading, Lego, computer applications, "Glee Club", A.H.

KNOWLEDGE

The ACT Aspire assessment was given to students in grades 3-8 in Spring 2015. Students were assessed in the subject areas of Reading, English, Mathematics and Writing



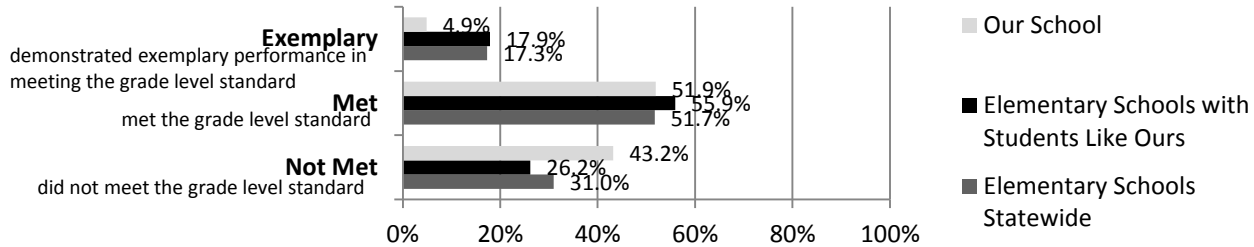
Abbreviations for Missing Data

- N/A-Not Applicable
- N/AV-Not Available
- N/C-Not Collected
- N/R-Not Reported
- I/S-Insufficient Sample

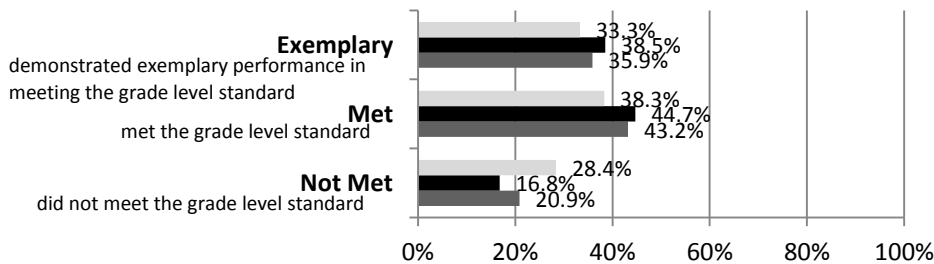
KNOWLEDGE

The SC Palmetto Assessment of State Standards (SCPASS) was given to students in grades 4 - 8 in Spring 2015. Students were assessed in the subject areas of Science and Social Studies.

Science



Social Studies



Science SCPASS	
Our School: Percent Met and Above for each grade level	
4th grade	5th grade
52.5	61.0
Social Studies SCPASS	
Our School: Percent Met and Above for each grade level	
4th grade	5th grade
80.0	63.4

Note: Results include SC-Alt assessment results.

Exemplary	"Exemplary": student demonstrated exemplary performance in meeting the grade level standard.
Met	"Met": student met the grade level standard.
Not Met	"Not Met": student did not meet the grade level standard.

Elementary Schools with Students Like Ours are elementary schools with poverty indices of no more than 5% above or below the index for the school.

Abbreviations for Missing Data

N/A-Not Applicable N/AV-Not Available N/C-Not Collected N/R-Not Reported I/S-Insufficient Sample

OPPORTUNITIES**For students to meet the profile of the SC Graduate**

	Our School	Change from Last Year	Elementary Schools with students like ours
Students (n = 353)			
Percent of students participating in Medicaid, SNAP, or TANF; homeless, foster, or migrant students (poverty index)	63.6	Down from 66.0%	N/A
Attendance Rate	93.5	Down from 95.3%	95.9
With disabilities	12.8	Up from 11.8%	11.8
Out of school suspensions or expulsions for violent and/or criminal offenses	0.0	No change	0.0
Percentage of students served by gifted and talented programs	8.5	Up from 0.0%	8.8
Percentage of students retained	0.0	No change	0.9
Teachers (n = 25)			
Percentage of teachers with advanced degrees	64.0	Up from 61.5%	63.8
Percentage of teachers on continuing contract	20.0	Up from 11.5%	84.0
Teachers returning from previous year	95.1	Up from 94.9%	89.4
Teacher attendance rate	94.7	Up from 94.0%	94.8
Average teacher salary*	\$51,112	Up 0.4%	\$49,860
Professional development days / teacher	5.2 days	Down from 5.3 days	11.6 days
Percentage of teacher vacancies for more than 9 weeks	0.0	N/A	0.3
School			
Principal's years at school	9.0	Up from 8.0	4.0
Student-teacher ratio in core subjects	22.1 to 1	No change	20.6 to 1
Prime instructional time	87.8	Down from 88.7%	89.6
Opportunities in the arts	Fair	Up from Poor	Good
Opportunities in foreign languages	Poor	N/A	Poor
AdvancEd (SACS) accreditation	No	No change	Yes
Parents attending conferences	100.0	No change	100.0
Character development program	Excellent	No change	Excellent
Avg. age of books / electronic media in the school library	N/A	N/A	13.9
Number of resources available per student in the school library media center	N/A	N/A	19.4
Bandwidth capacity per student	N/A	N/C	N/A
Percent of classrooms with wireless access	N/A	N/C	N/A
District-issued learning devices per student	N/A	N/C	0.7
District-issued technology devices per teacher	N/A	N/C	1.8
Percentage of classes not taught by highly qualified teachers	4.3	Up from 3.3%	0.0
Dollars spent per pupil**	\$7,159	Down 28.8%	\$7,453
Percent of expenditures for instruction**	46.8	Up from 46.3%	67.0
Percent of expenditures for teachers' salaries**	47.6	Up from 47.5%	68.1

* Includes current year teachers contracted for 190 days or more.

** Prior year audited financial data are reported.

Abbreviations for Missing Data

N/A-Not Applicable

N/AV-Not Available

N/C-Not Collected

N/R-Not Reported

I/S-Insufficient Sample

OPPORTUNITIES**Evaluations by Teachers, Students, and Parents****Evaluations by Teachers, Students, and Parents**

	Teachers	Students*	Parents*
Number of surveys returned	20	37	27
Percent satisfied with learning environment	90.0	89.2	85.2
Percent satisfied with social and physical environment	100.0	79.4	73.1
Percent satisfied with school-home relations	90.0	97.5	66.6

* Only students at the highest elementary school grade and their parents were included.

State Ratings History of School

Year	Absolute Rating	Growth Rating
2014	Average	Excellent
2013	Average	Below Average
2012	Average	Average

Based on state law, schools will not be rated for state accountability purposes until Fall 2017.

Additional Resources

SC State Content Standards
[Family-Friendly Guides to the SC Content Standards](#)
[2014-15 Accountability Manual](#)
[Report Card Data Files](#)
[ESEA Data Files](#)

Abbreviations for Missing Data

N/A-Not Applicable

N/AV-Not Available

N/C-Not Collected

N/R-Not Reported

I/S-Insufficient Sample