

St. Stephen Elementary School

1053 Russellville Road
St. Stephen, SC 29479



South Carolina State Report Card

State and federal laws require public schools to release report cards to the public each year. This year, the report card has been updated to reflect changes in reporting directed by the SC Education Oversight Committee. Schools will not be rated for state accountability purposes until Fall 2017 when the state will transition to a single accountability system. The following reports student performance in school year 2014-15.

Grades:	PK-5 Elementary	Principal:	Dr. Elaine Norton
Enrollment:	427 students	Superintendent:	Mr. Michael Turner
School Phone:	843-567-2813	Board Chair:	Mr. James Hayes
School Website:	http://www.bcsdschools.net/sse		



Profile of the SC Graduate

World Class Knowledge

- Rigorous standards in language arts and math for career and college readiness
- Multiple languages, science, technology, engineering, mathematics (STEM), arts and social sciences*

World Class Skills

- Creativity and innovation
- Critical thinking and problem solving
- Collaboration and teamwork
- Communication, information, media and technology
- Knowing how to learn

Life and Career Characteristics

- Integrity
- Self-direction
- Global perspective
- Perseverance
- Work ethic
- Interpersonal skills

* 21st Century core courses in Social Sciences include History, Geography, Economics, Government and Civics.

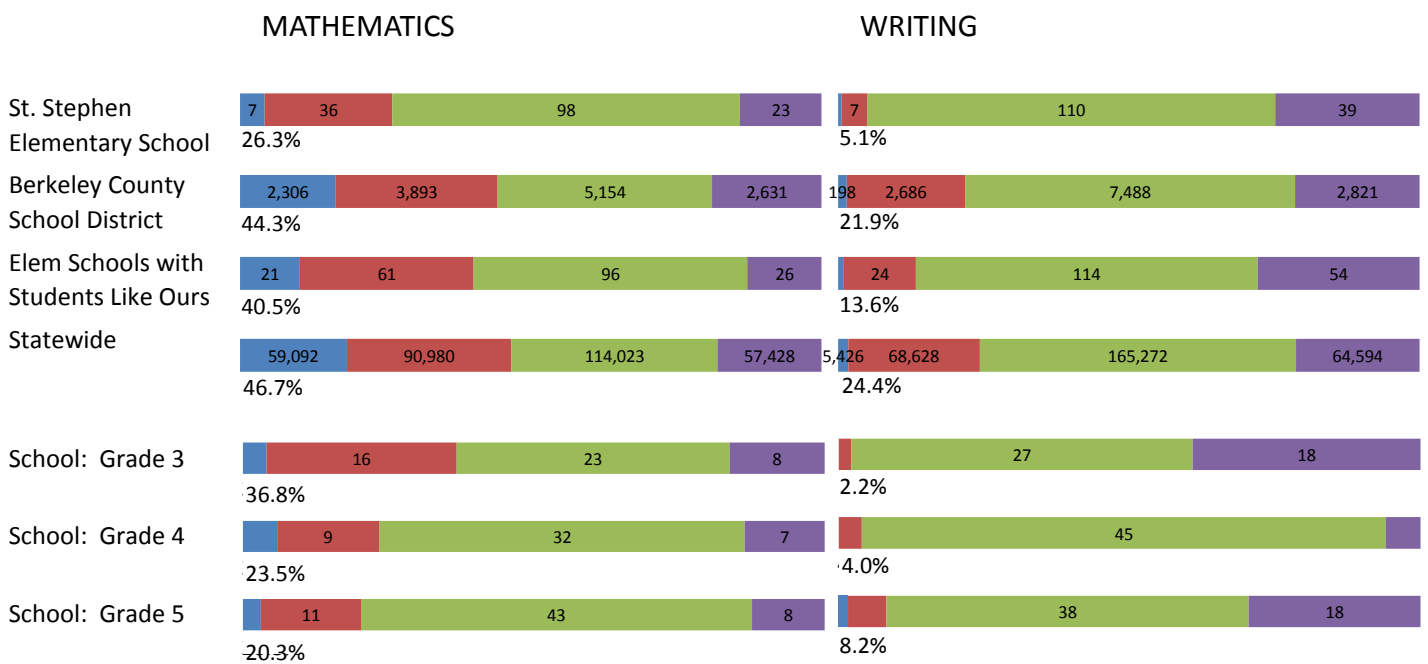
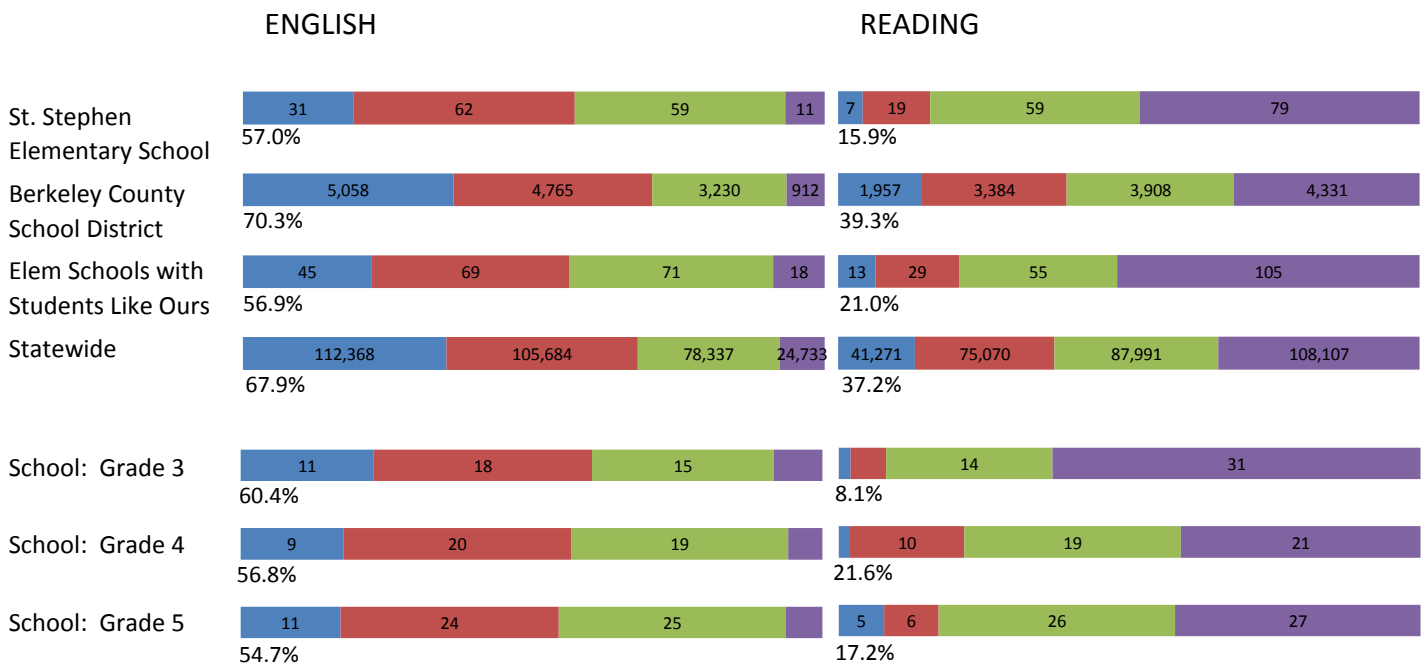
WORLD CLASS SKILLS & LIFE AND CAREER CHARACTERISTICS

Our school is helping all students develop the world class skills and life and career characteristics of the Profile of the Graduate by ...

The mission statement at St. Stephen Elementary School is, "Enter to Learn, Depart to Lead". Daily we focus on student academics and leadership. It is our desire to inspire greatness in all of our students one child at a time. The entire staff at SSE is trained in Steven Covey's The 7 Habits of High Effective People. They, in turn, teach these habits to students in preschool through grades five. Every year the instructional staff, along with the school's leadership team, decides upon school-wide initiatives that would enhance and strengthen the academic progress of SSE's students. To assist us in meeting the learning needs, styles and many levels of our students we have implemented a full service after school program, The SSE Leadership Academy. In the after school program, students receive additional instruction in the areas that they are most weakest and areas that they are strong in. They also are afforded the opportunity to participate in extra curricular activities. Although St. Stephen Elementary has some challenges, they are limited. Through strong collaboration, commitment and the dedication of our administrators, staff, students and all stakeholders, we continue to focus on student achievement. Our persistent pledge to excellence has and will continue to produce responsible leaders and life-long learners. We believe in positive interactions with students, staff, parents and community members and have worked hard to create a climate that supports that belief. Students are recognized on a regular basis for positive choices, attendance, improved grades, outstanding grades and displays of quality character through the 7 Habits. Though we are proud of the successes we have experienced this year, we look forward to greater accomplishments in years to come.

KNOWLEDGE

The ACT Aspire assessment was given to students in grades 3-8 in Spring 2015. Students were assessed in the subject areas of Reading, English, Mathematics and Writing



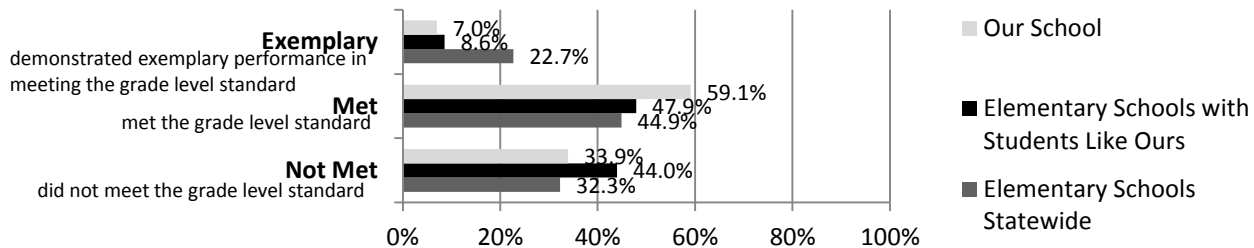
Abbreviations for Missing Data

N/A-Not Applicable N/AV-Not Available N/C-Not Collected N/R-Not Reported I/S-Insufficient Sample

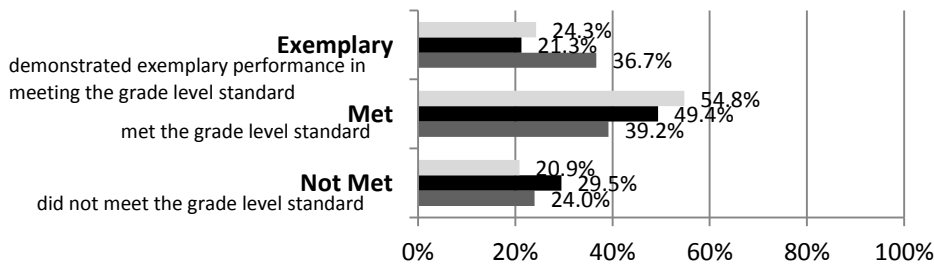
KNOWLEDGE

The SC Palmetto Assessment of State Standards (SCPASS) was given to students in grades 4 - 8 in Spring 2015. Students were assessed in the subject areas of Science and Social Studies.

Science



Social Studies



Science SCPASS	
Our School: Percent Met and Above for each grade level	
4th grade	5th grade
66.7	65.6
Social Studies SCPASS	
Our School: Percent Met and Above for each grade level	
4th grade	5th grade
92.2	68.8

Note: Results include SC-Alt assessment results.

Exemplary	"Exemplary": student demonstrated exemplary performance in meeting the grade level standard.
Met	"Met": student met the grade level standard.
Not Met	"Not Met": student did not meet the grade level standard.

Elementary Schools with Students Like Ours are elementary schools with poverty indices of no more than 5% above or below the index for the school.

Abbreviations for Missing Data

N/A-Not Applicable N/AV-Not Available N/C-Not Collected N/R-Not Reported I/S-Insufficient Sample

OPPORTUNITIES**For students to meet the profile of the SC Graduate**

	Our School	Change from Last Year	Elementary Schools with students like ours
Students (n = 427)			
Percent of students participating in Medicaid, SNAP, or TANF; homeless, foster, or migrant students (poverty index)	87.5	Down from 98.4%	N/A
Attendance Rate	95.8	Down from 96.6%	95.4
With disabilities	14.7	Down from 14.8%	13.1
Out of school suspensions or expulsions for violent and/or criminal offenses	0.0	No change	0.0
Percentage of students served by gifted and talented programs	4.0	Up from 3.4%	4.2
Percentage of students retained	2.4	Up from 1.8%	1.4
Teachers (n = 34)			
Percentage of teachers with advanced degrees	55.9	Down from 61.3%	60.0
Percentage of teachers on continuing contract	64.7	Down from 74.2%	77.3
Teachers returning from previous year	87.9	Down from 88.6%	85.4
Teacher attendance rate	94.4	Down from 95.6%	94.9
Average teacher salary*	\$45,230	Down 1.9%	\$46,609
Professional development days / teacher	1.8 days	Down from 1.9 days	11.0 days
Percentage of teacher vacancies for more than 9 weeks	0.0	N/A	1.1
School			
Principal's years at school	11.0	Up from 10.0	4.0
Student-teacher ratio in core subjects	14.7 to 1	Down from 15.2 to 1	19.3 to 1
Prime instructional time	89.0	Down from 91.1%	89.1
Opportunities in the arts	Good	No change	Good
Opportunities in foreign languages	Poor	N/A	Poor
AdvancEd (SACS) accreditation	Yes	No change	Yes
Parents attending conferences	93.8	Down from 100.0%	100.0
Character development program	Excellent	No change	Excellent
Avg. age of books / electronic media in the school library	19.0	N/A	15.2
Number of resources available per student in the school library media center	48.3	N/A	27.6
Bandwidth capacity per student	<25 Mbps	N/C	N/A
Percent of classrooms with wireless access	76-100%	N/C	N/A
District-issued learning devices per student	1.0	N/C	0.8
District-issued technology devices per teacher	1.4	N/C	2.0
Percentage of classes not taught by highly qualified teachers	7.7	Up from 0.0%	0.0
Dollars spent per pupil**	\$8,302	Up 4.6%	\$8,325
Percent of expenditures for instruction**	66.1	Up from 65.8%	65.6
Percent of expenditures for teachers' salaries**	66.7	Up from 66.1%	66.8

* Includes current year teachers contracted for 190 days or more.

** Prior year audited financial data are reported.

Abbreviations for Missing Data

N/A-Not Applicable

N/AV-Not Available

N/C-Not Collected

N/R-Not Reported

I/S-Insufficient Sample

OPPORTUNITIES**Evaluations by Teachers, Students, and Parents****Evaluations by Teachers, Students, and Parents**

	Teachers	Students*	Parents*
Number of surveys returned	37	58	40
Percent satisfied with learning environment	100.0	86.2	95.0
Percent satisfied with social and physical environment	100.0	84.5	90.0
Percent satisfied with school-home relations	97.2	87.9	75.6

* Only students at the highest elementary school grade and their parents were included.

State Ratings History of School

Year	Absolute Rating	Growth Rating
2014	Average	Good
2013	Average	Good
2012	Average	Average

Based on state law, schools will not be rated for state accountability purposes until Fall 2017.

Additional Resources

SC State Content Standards
[Family-Friendly Guides to the SC Content Standards](#)
[2014-15 Accountability Manual](#)
[Report Card Data Files](#)
[ESEA Data Files](#)

Abbreviations for Missing Data

N/A-Not Applicable

N/AV-Not Available

N/C-Not Collected

N/R-Not Reported

I/S-Insufficient Sample