

Port Royal Elementary

1214 Paris Avenue
Port Royal, SC 29935



South Carolina State Report Card

State and federal laws require public schools to release report cards to the public each year. This year, the report card has been updated to reflect changes in reporting directed by the SC Education Oversight Committee. Schools will not be rated for state accountability purposes until Fall 2017 when the state will transition to a single accountability system. The following reports student performance in school year 2014-15.

Grades:	PK-5 Elementary	Principal:	Chavon Browne
Enrollment:	223 students	Superintendent:	Dr. Jeffrey Moss
School Phone:	843-322-0820	Board Chair:	Bill Evans
School Website:	http://pre.beaufort.k12.sc.us/		



Profile of the SC Graduate

World Class Knowledge

- Rigorous standards in language arts and math for career and college readiness
- Multiple languages, science, technology, engineering, mathematics (STEM), arts and social sciences*

World Class Skills

- Creativity and innovation
- Critical thinking and problem solving
- Collaboration and teamwork
- Communication, information, media and technology
- Knowing how to learn

Life and Career Characteristics

- Integrity
- Self-direction
- Global perspective
- Perseverance
- Work ethic
- Interpersonal skills

WORLD CLASS SKILLS & LIFE AND CAREER CHARACTERISTICS

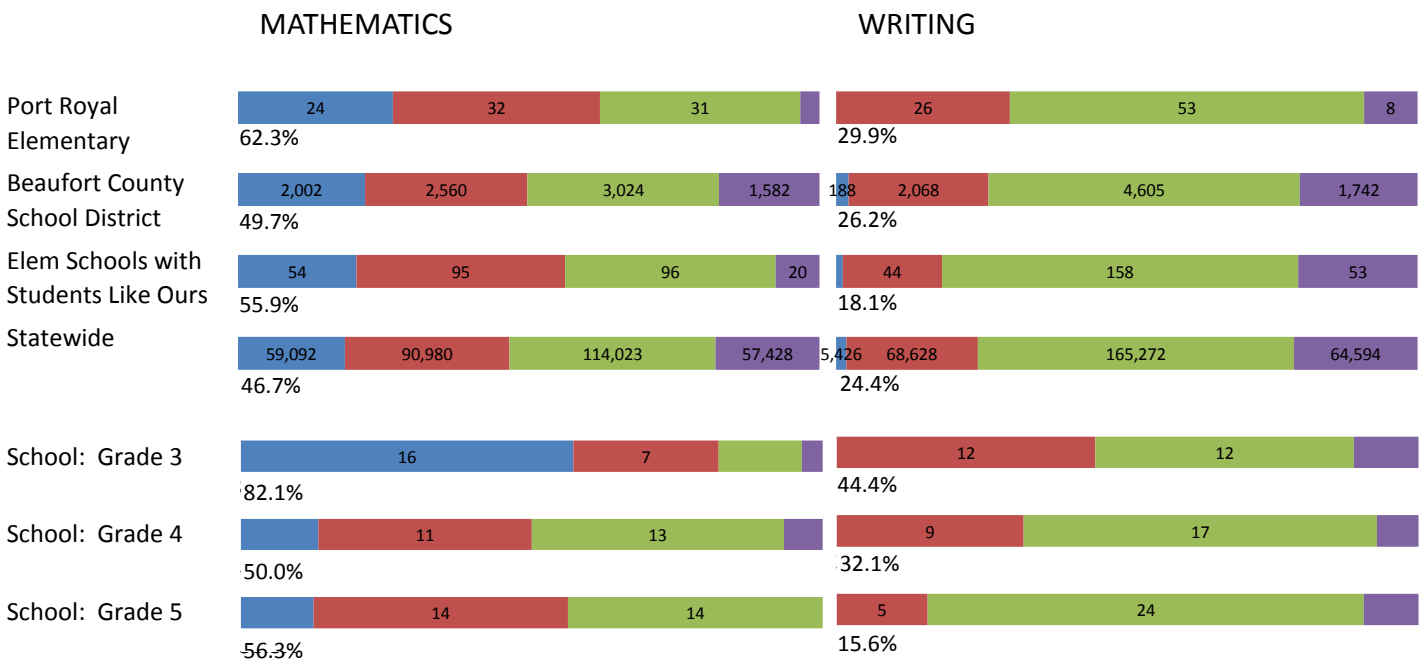
Our school is helping all students develop the world class skills and life and career characteristics of the Profile of the Graduate by ...

Our school is helping all students develop the world class skills and life and career characteristics of the Profile of the South Carolina Graduate by ensuring that our teachers are implementing the South Carolina College and Career Readiness Standards by designing lesson plans and student activities that promote creativity, innovation, critical thinking, problem solving, collaboration, effective communication, and the integration of media and technology resources to facilitate students' pursuit of knowledge. Port Royal Elementary School will be implementing Project Based Learning as our method to heighten our teachers' and students' skills in developing these world class skills. Students are encouraged to creatively solve challenging world problems by assuming various roles, collaborating in person and virtually with outside resources, designing, conducting, and presenting research to authentic audiences, and continuing their quest for enhancing their knowledge base in a variety of career fields. Our school is helping our students embed the life and career characteristics into their daily habits by teaching these traits in conjunction with high academic expectations. Our students are interacting with our neighborhood and community business partners to gain exposure to the multitude of career paths that are available to them, as well as to learn from industry experts regarding the qualifications and characteristics that are required to gain and maintain successful employment in these fields. Our school celebrates and recognizes students who demonstrate and display the life and career characteristics on a monthly and quarterly basis, and rewards them for their efforts in showing integrity, self-direction, perseverance, interpersonal skills, a strong work ethic, and those that are able to share a global perspective. Chavon Browne, Principal, Rebecca Polk, SIC Chair

* 21st Century core courses in Social Sciences include History, Geography, Economics, Government and Civics.

KNOWLEDGE

The ACT Aspire assessment was given to students in grades 3-8 in Spring 2015. Students were assessed in the subject areas of Reading, English, Mathematics and Writing



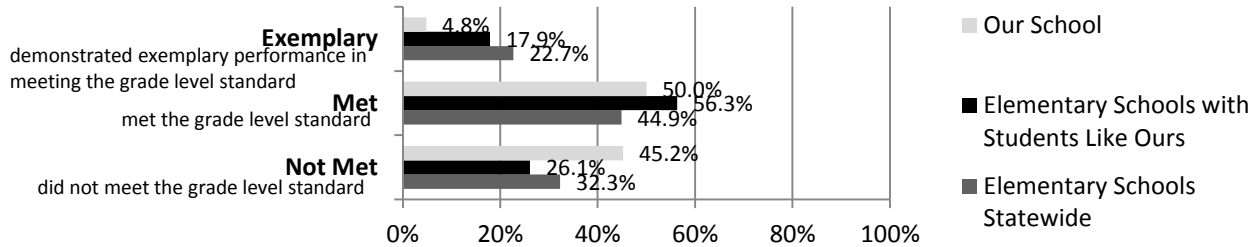
Abbreviations for Missing Data

- N/A-Not Applicable
- N/AV-Not Available
- N/C-Not Collected
- N/R-Not Reported
- I/S-Insufficient Sample

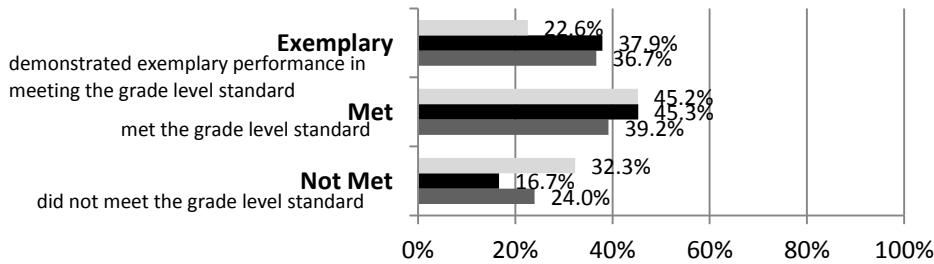
KNOWLEDGE

The SC Palmetto Assessment of State Standards (SCPASS) was given to students in grades 4 - 8 in Spring 2015. Students were assessed in the subject areas of Science and Social Studies.

Science



Social Studies



Science SCPASS	
Our School: Percent Met and Above for each grade level	
4th grade	5th grade
63.3	46.9
Social Studies SCPASS	
Our School: Percent Met and Above for each grade level	
4th grade	5th grade
70.0	65.6

Note: Results include SC-Alt assessment results.

Exemplary	"Exemplary": student demonstrated exemplary performance in meeting the grade level standard.
Met	"Met": student met the grade level standard.
Not Met	"Not Met": student did not meet the grade level standard.

Elementary Schools with Students Like Ours are elementary schools with poverty indices of no more than 5% above or below the index for the school.

Abbreviations for Missing Data

N/A-Not Applicable N/AV-Not Available N/C-Not Collected N/R-Not Reported I/S-Insufficient Sample

OPPORTUNITIES

For students to meet the profile of the SC Graduate

	Our School	Change from Last Year	Elementary Schools with students like ours
Students (n = 223)			
Percent of students participating in Medicaid, SNAP, or TANF; homeless, foster, or migrant students (poverty index)	65.7	Down from 72.5%	N/A
Attendance Rate	96.1	Down from 97.0%	95.9
With disabilities	10.0	Up from 7.7%	12.1
Out of school suspensions or expulsions for violent and/or criminal offenses	0.0	Down from 0.4%	0.0
Percentage of students served by gifted and talented programs	4.3	Down from 9.0%	8.9
Percentage of students retained	0.5	Up from 0.0%	1.2
Teachers (n = 20)			
Percentage of teachers with advanced degrees	70.0	Up from 60.0%	63.0
Percentage of teachers on continuing contract	75.0	Up from 60.0%	84.1
Teachers returning from previous year	81.5	Up from 78.0%	89.5
Teacher attendance rate	93.2	Down from 94.9%	94.9
Average teacher salary*	\$49,949	Up 2.2%	\$49,251
Professional development days / teacher	13.2 days	Down from 15.7 days	11.6 days
Percentage of teacher vacancies for more than 9 weeks	0.0	N/A	0.6
School			
Principal's years at school	3.0	Up from 2.0	4.0
Student-teacher ratio in core subjects	18.6 to 1	Down from 20.3 to 1	21.1 to 1
Prime instructional time	88.0	Down from 90.3%	89.6
Opportunities in the arts	Good	No change	Good
Opportunities in foreign languages	Poor	N/A	Poor
AdvancEd (SACS) accreditation	Yes	No change	Yes
Parents attending conferences	100.0	No change	100.0
Character development program	Good	Down from Excellent	Excellent
Avg. age of books / electronic media in the school library	15.0	N/A	14.5
Number of resources available per student in the school library media center	47.4	N/A	19.5
Bandwidth capacity per student	<25 Mbps	N/C	N/A
Percent of classrooms with wireless access	76-100%	N/C	N/A
District-issued learning devices per student	1.2	N/C	0.7
District-issued technology devices per teacher	1.8	N/C	1.9
Percentage of classes not taught by highly qualified teachers	4.9	Down from 6.3%	0.0
Dollars spent per pupil**	\$12,275	Up 17.9%	\$7,517
Percent of expenditures for instruction**	57.2	Up from 56.8%	67.0
Percent of expenditures for teachers' salaries**	57.9	Up from 57.1%	68.1

* Includes current year teachers contracted for 190 days or more.

** Prior year audited financial data are reported.

Abbreviations for Missing Data

N/A-Not Applicable

N/AV-Not Available

N/C-Not Collected

N/R-Not Reported

I/S-Insufficient Sample

OPPORTUNITIES

Evaluations by Teachers, Students, and Parents

Evaluations by Teachers, Students, and Parents

	Teachers	Students*	Parents*
Number of surveys returned	24	32	17
Percent satisfied with learning environment	70.8	90.6	82.4
Percent satisfied with social and physical environment	87.5	84.4	94.5
Percent satisfied with school-home relations	83.4	84.4	77.8

* Only students at the highest elementary school grade and their parents were included.

State Ratings History of School

Year	Absolute Rating	Growth Rating
2014	Good	Average
2013	Good	Below Average
2012	Good	Average

Based on state law, schools will not be rated for state accountability purposes until Fall 2017.

Additional Resources

- SC State Content Standards
- [Family-Friendly Guides to the SC Content Standards](#)
- [2014-15 Accountability Manual](#)
- [Report Card Data Files](#)
- [ESEA Data Files](#)

Abbreviations for Missing Data

N/A-Not Applicable

N/AV-Not Available

N/C-Not Collected

N/R-Not Reported

I/S-Insufficient Sample