

McLees Academy of Leadership

4900 Dobbins Bridge Road
Anderson, SC 29626



South Carolina State Report Card

State and federal laws require public schools to release report cards to the public each year. This year, the report card has been updated to reflect changes in reporting directed by the SC Education Oversight Committee. Schools will not be rated for state accountability purposes until Fall 2017 when the state will transition to a single accountability system. The following reports student performance in school year 2014-15.

Grades:	K-5 Elementary	Principal:	Janet Mills
Enrollment:	642 students	Superintendent:	Thomas A. Wilson
School Phone:	864-716-3600	Board Chair:	Rick Bradshaw
School Website:	http://www.anderson5.net/Domain/12		



Profile of the SC Graduate

World Class Knowledge

- Rigorous standards in language arts and math for career and college readiness
- Multiple languages, science, technology, engineering, mathematics (STEM), arts and social sciences*

World Class Skills

- Creativity and innovation
- Critical thinking and problem solving
- Collaboration and teamwork
- Communication, information, media and technology
- Knowing how to learn

Life and Career Characteristics

- Integrity
- Self-direction
- Global perspective
- Perseverance
- Work ethic
- Interpersonal skills

* 21st Century core courses in Social Sciences include History, Geography, Economics, Government and Civics.

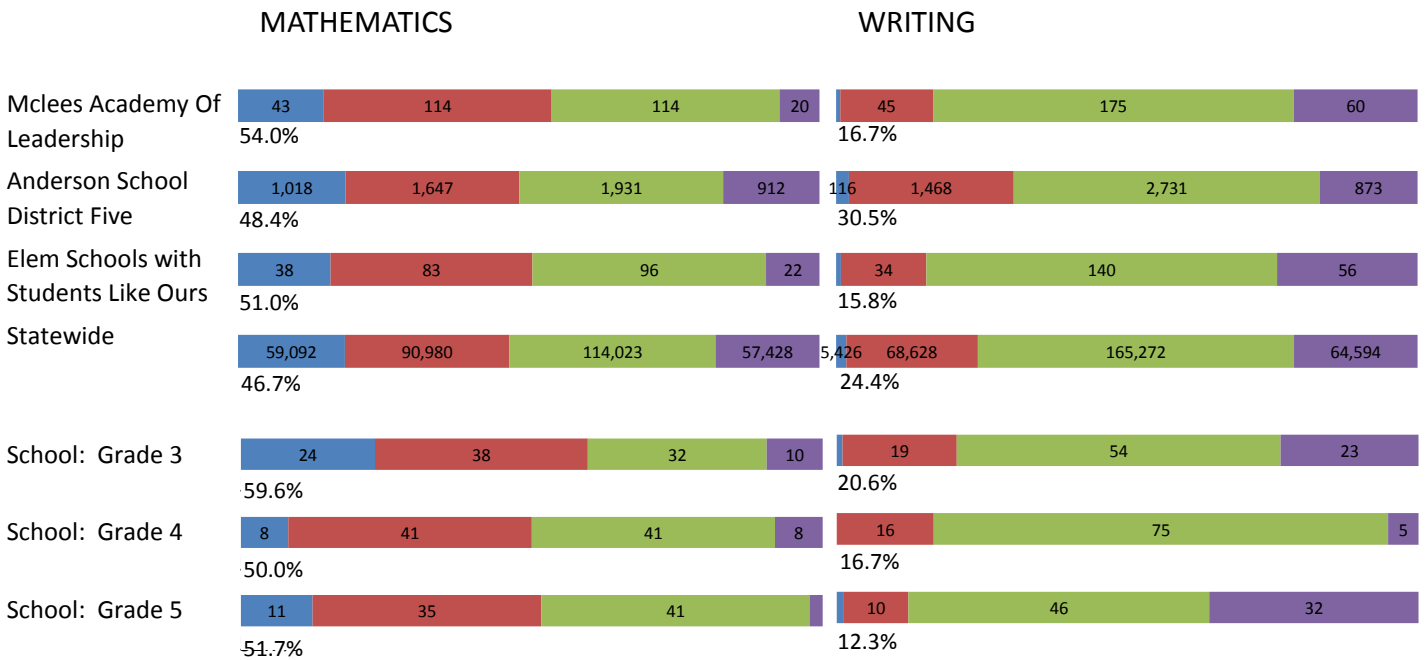
WORLD CLASS SKILLS & LIFE AND CAREER CHARACTERISTICS

Our school is helping all students develop the world class skills and life and career characteristics of the Profile of the Graduate by ...

Our school is helping all students develop the world class skills and life and career characteristics of the Profile of the Graduate by... Implementing the Eight Habits of Leadership in all aspects of school life. McLees Academy of Leadership's theme is designed for everyone. Everyone has a gift and talent that can be used to positively influence others. McLees' Leadership theme is based on Stephen Covey's book, 7 Habits of Highly Effective People. The leadership habits ground students in life long principles that they will need as graduates to help build and encourage relationships, responsibility, and kindness. Through the Habits, the students develop self-confidence and become aware of their strengths and unleash the potential to influence others as they graduate and move out into the world. At McLees Academy of Leadership, we use an ubiquitous approach to curriculum. Our expectation is to create graduates who are well rounded in academics and interpersonal skills. A key focus is incorporating the Baldrige Quality Tools and Thinking Maps Tools. These tools enhance students' participation, assist in analyzing results, and improve problem solving skills which are effective in the learning process. The students are also responsible for setting personal and academic goals and tracking their progress and success in their leadership data notebooks. The Habits promote an atmosphere of leadership, communication, respect, and time management. All of these are skills needed by a successful graduate. These Habits teach students key skills that are vital in becoming successful in today's society. Leadership develops the WHOLE child-socially, emotionally, academically, and ethically. Our school's constant challenge is to ensure that all students demonstrate competency in reading, math, science, and social studies, that they attend school regularly, that they are safe and healthy, and that they demonstrate leadership and character in their personal and academic lives. At McLees Academy of Leadership we are dedicated to our students and eagerly accept the challenge of guiding them as they become responsible, independent learners in a developmentally appropriate environment. Diversity is appreciated, and family and community are involved as partners in this process! Principal-Janet Mills SIC Chair-Ms. Kim Orcutt

KNOWLEDGE

The ACT Aspire assessment was given to students in grades 3-8 in Spring 2015. Students were assessed in the subject areas of Reading, English, Mathematics and Writing



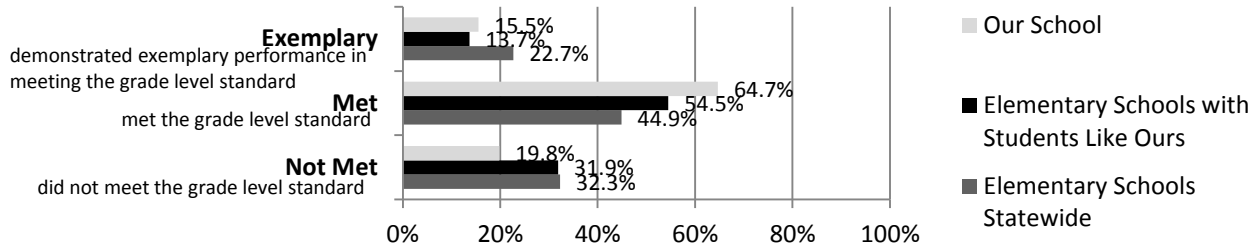
Abbreviations for Missing Data

- N/A-Not Applicable
- N/AV-Not Available
- N/C-Not Collected
- N/R-Not Reported
- I/S-Insufficient Sample

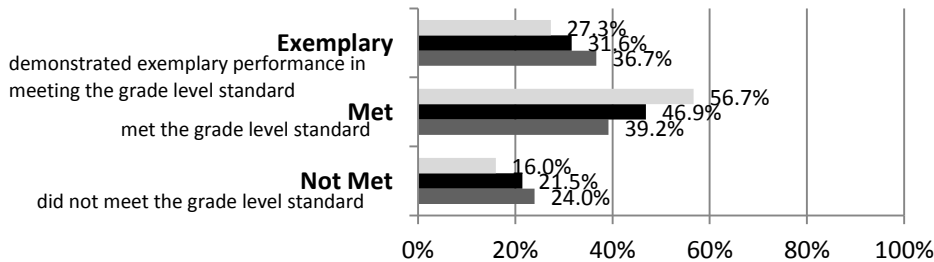
KNOWLEDGE

The SC Palmetto Assessment of State Standards (SCPASS) was given to students in grades 4 - 8 in Spring 2015. Students were assessed in the subject areas of Science and Social Studies.

Science



Social Studies



Science SCPASS	
Our School: Percent Met and Above for each grade level	
4th grade	5th grade
79.6	80.9
Social Studies SCPASS	
Our School: Percent Met and Above for each grade level	
4th grade	5th grade
87.8	79.8

Note: Results include SC-Alt assessment results.

Exemplary	"Exemplary": student demonstrated exemplary performance in meeting the grade level standard.
Met	"Met": student met the grade level standard.
Not Met	"Not Met": student did not meet the grade level standard.

Elementary Schools with Students Like Ours are elementary schools with poverty indices of no more than 5% above or below the index for the school.

Abbreviations for Missing Data

N/A-Not Applicable N/AV-Not Available N/C-Not Collected N/R-Not Reported I/S-Insufficient Sample

OPPORTUNITIES**For students to meet the profile of the SC Graduate**

	Our School	Change from Last Year	Elementary Schools with students like ours
Students (n = 642)			
Percent of students participating in Medicaid, SNAP, or TANF; homeless, foster, or migrant students (poverty index)	74.9	Down from 79.4%	N/A
Attendance Rate	94.8	Down from 95.5%	95.7
With disabilities	17.6	Up from 17.5%	13.5
Out of school suspensions or expulsions for violent and/or criminal offenses	0.0	No change	0.0
Percentage of students served by gifted and talented programs	6.8	Up from 5.0%	6.8
Percentage of students retained	1.3	Up from 0.9%	1.1
Teachers (n = 42)			
Percentage of teachers with advanced degrees	54.8	Down from 57.1%	58.7
Percentage of teachers on continuing contract	83.3	Down from 85.7%	82.4
Teachers returning from previous year	84.0	Down from 87.7%	88.7
Teacher attendance rate	94.9	Up from 94.6%	94.9
Average teacher salary*	\$45,982	Up 0.9%	\$48,456
Professional development days / teacher	10.4 days	Up from 9.8 days	10.1 days
Percentage of teacher vacancies for more than 9 weeks	0.0	N/A	0.4
School			
Principal's years at school	11.0	Up from 10.0	4.5
Student-teacher ratio in core subjects	19.9 to 1	Down from 21.2 to 1	20.4 to 1
Prime instructional time	89.2	Down from 89.5%	89.5
Opportunities in the arts	Good	No change	Good
Opportunities in foreign languages	Poor	N/A	Poor
AdvancEd (SACS) accreditation	Yes	No change	Yes
Parents attending conferences	100.0	Up from 99.5%	100.0
Character development program	Excellent	No change	Excellent
Avg. age of books / electronic media in the school library	10.0	N/A	15.0
Number of resources available per student in the school library media center	28.0	N/A	24.5
Bandwidth capacity per student	>100 Mbps	N/C	N/A
Percent of classrooms with wireless access	26-50%	N/C	N/A
District-issued learning devices per student	0.5	N/C	0.9
District-issued technology devices per teacher	1.1	N/C	2.0
Percentage of classes not taught by highly qualified teachers	0.0	No change	0.0
Dollars spent per pupil**	\$6,773	Up 8.6%	\$7,736
Percent of expenditures for instruction**	69.0	Up from 68.4%	66.7
Percent of expenditures for teachers' salaries**	69.5	No change	67.9

* Includes current year teachers contracted for 190 days or more.

** Prior year audited financial data are reported.

Abbreviations for Missing Data

N/A-Not Applicable

N/AV-Not Available

N/C-Not Collected

N/R-Not Reported

I/S-Insufficient Sample

OPPORTUNITIES

Evaluations by Teachers, Students, and Parents

Evaluations by Teachers, Students, and Parents

	Teachers	Students*	Parents*
Number of surveys returned	44	82	55
Percent satisfied with learning environment	93.2	80.5	92.8
Percent satisfied with social and physical environment	100.0	74.7	96.3
Percent satisfied with school-home relations	100.0	91.5	80.0

* Only students at the highest elementary school grade and their parents were included.

State Ratings History of School

Year	Absolute Rating	Growth Rating
2014	Good	Average
2013	Good	At-Risk
2012	Good	Average

Based on state law, schools will not be rated for state accountability purposes until Fall 2017.

Additional Resources

- SC State Content Standards
- [Family-Friendly Guides to the SC Content Standards](#)
- [2014-15 Accountability Manual](#)
- [Report Card Data Files](#)
- [ESEA Data Files](#)

Abbreviations for Missing Data

N/A-Not Applicable N/AV-Not Available N/C-Not Collected N/R-Not Reported I/S-Insufficient Sample