

Calhoun Academy of the Arts

1520 East Calhoun Street

Anderson, SC 29621



South Carolina State Report Card

State and federal laws require public schools to release report cards to the public each year. This year, the report card has been updated to reflect changes in reporting directed by the SC Education Oversight Committee. Schools will not be rated for state accountability purposes until Fall 2017 when the state will transition to a single accountability system. The following reports student performance in school year 2014-15.

Grades:	K-5 Elementary	Principal:	Ann Drennon Self
Enrollment:	655 students	Superintendent:	Thomas A. Wilson
School Phone:	864 260-5090	Board Chair:	Rick Bradshaw
School Website:	http://www.anderson5.net/Domain/8		



Profile of the SC Graduate

World Class Knowledge

- Rigorous standards in language arts and math for career and college readiness
- Multiple languages, science, technology, engineering, mathematics (STEM), arts and social sciences*

World Class Skills

- Creativity and innovation
- Critical thinking and problem solving
- Collaboration and teamwork
- Communication, information, media and technology
- Knowing how to learn

Life and Career Characteristics

- Integrity
- Self-direction
- Global perspective
- Perseverance
- Work ethic
- Interpersonal skills

* 21st Century core courses in Social Sciences include History, Geography, Economics, Government and Civics.

WORLD CLASS SKILLS & LIFE AND CAREER CHARACTERISTICS

Our school is helping all students develop the world class skills and life and career characteristics of the Profile of the Graduate by ...

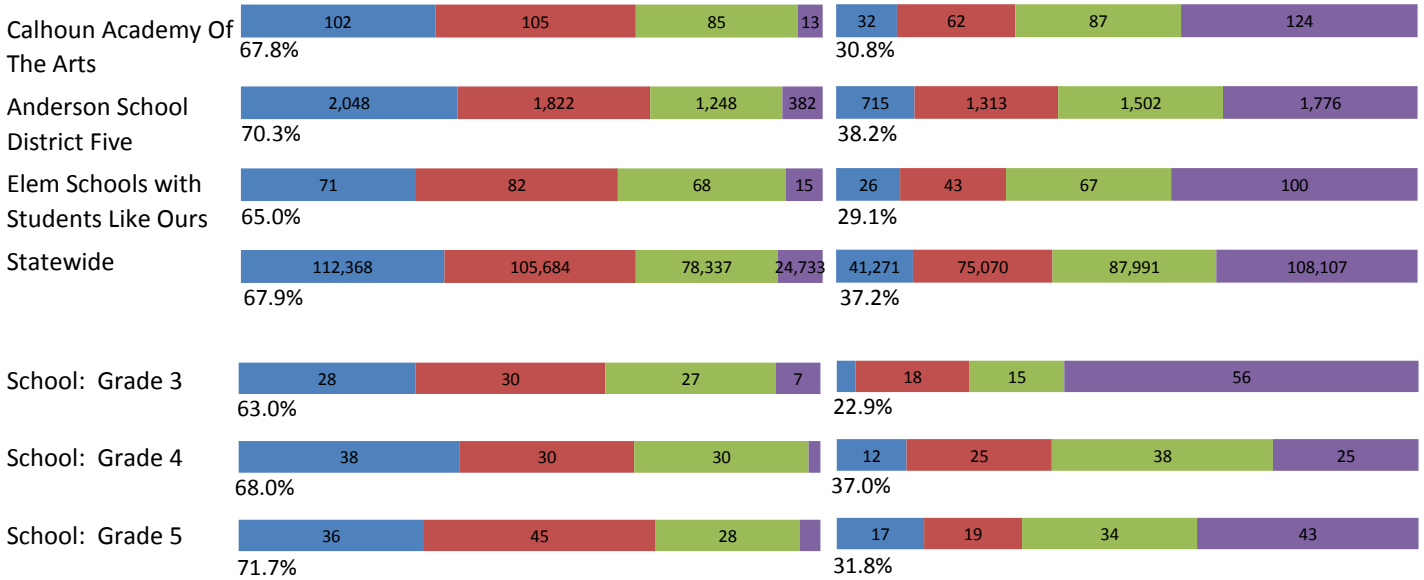
Our school is helping all students develop the world class skills and life and career characteristics of the Profile of the Graduate by offering an arts based curriculum approach in which students engage in creative processes which connect an art form to other subject areas and meet evolving objectives in both. The school year 2014-15 was a banner year for Calhoun Academy of the Arts, as we entered our fifth decade as an elementary school and our tenth year as a magnet school of the arts! We also learned that our school is the sole elementary school recipient of the South Carolina Schools of Excellence in Arts Education Award for the year 2014-15! This award recognizes schools that have done an outstanding job of making the arts essential to the education of students, as well as displaying outstanding student achievement in the area of creative arts. Additionally, our principal, Ann Self, was awarded the C. F. Reames Distinguished Educator Award by Anderson University for "excellence, integrity, respect, and innovation" in education. Once again, Calhoun Academy was an ABC (Arts in Basic Curriculum) Site-- the recipient of a grant provided by the South Carolina Arts Commission, \$5625 this year. This fund was used for school performances, field trips, music and arts supplies, and artists-in-residence activities. The academics are also strong at Calhoun, as we boast an absolute rating of "Excellent" on our Annual School Report Card and a Palmetto Gold Flag Award. Several performances focused on our Super Hero school theme this year. Our spring performance, "Diary of a Super Kid," showcased our arts, featuring every grade level in song, dance, and drama. Our second grade, kindergarten, and fifth graders also presented additional musicals. The fifth grade performance, "Out of this World," was choreographed and produced by the fifth graders themselves, with writing and guidance from our fifth grade teachers. Two other musicals were produced by third through fifth graders in conjunction with our guidance department: Bullies Anonymous and The Magic of Test Taking. Our school chorus presented several concerts, as well as our second through fifth grade strings classes. Nine of our fifth grade strings students participated in the Solo Ensemble Festival, with four receiving Superior ratings. Our school wide student art show in November featured paintings by every student in our school. We are extremely grateful to our PTO, who worked hard to purchase a tee shirt for every child and to promote the Healthy Lifestyles Initiative with our first annual Color Run. Our spring walk-a-thon, also sponsored by the PTO, featured stations for dance, exercise, walking, and healthy snacks. Other community volunteers, such as our business partners and our Anderson University tutoring program, America Reads/America Counts, worked together to help make Calhoun Academy of the Arts an institution of excellence in academics and the arts!

KNOWLEDGE

The ACT Aspire assessment was given to students in grades 3-8 in Spring 2015. Students were assessed in the subject areas of Reading, English, Mathematics and Writing

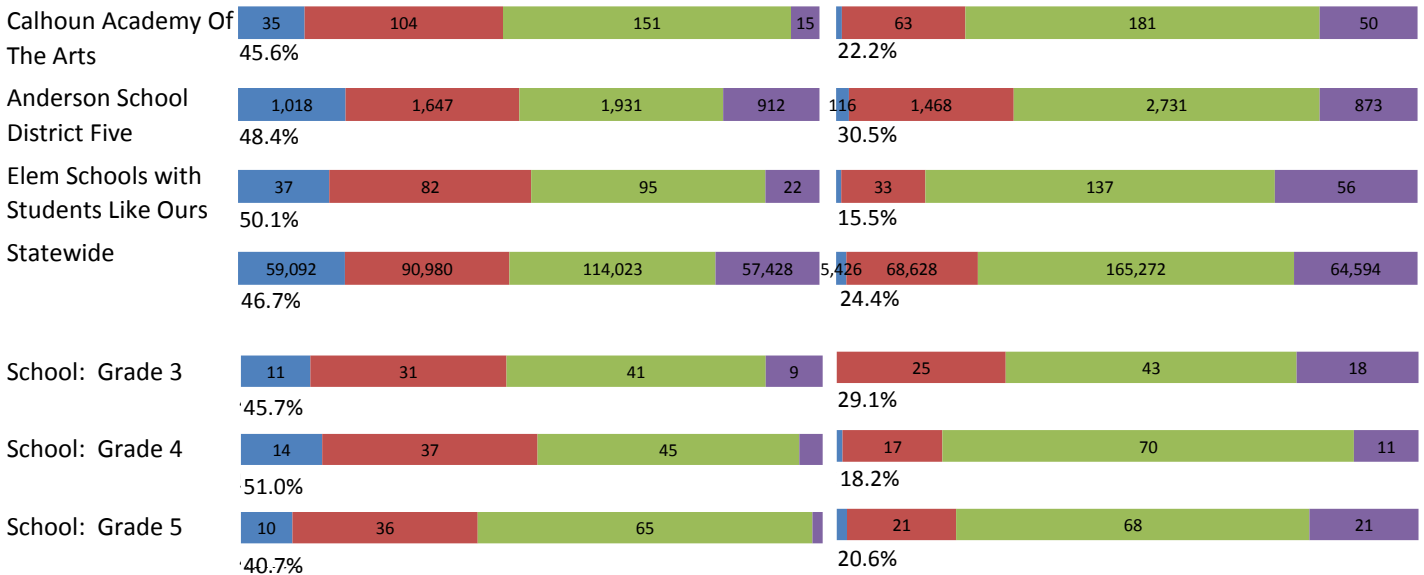
ENGLISH

READING



MATHEMATICS

WRITING



ACT Readiness Levels



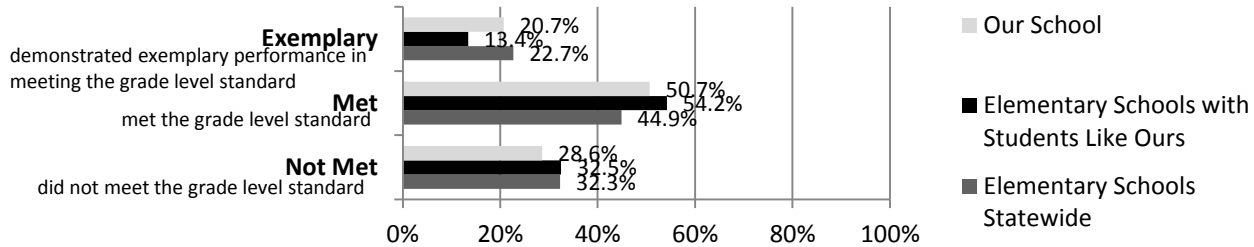
Abbreviations for Missing Data

- N/A-Not Applicable
- N/AV-Not Available
- N/C-Not Collected
- N/R-Not Reported
- I/S-Insufficient Sample

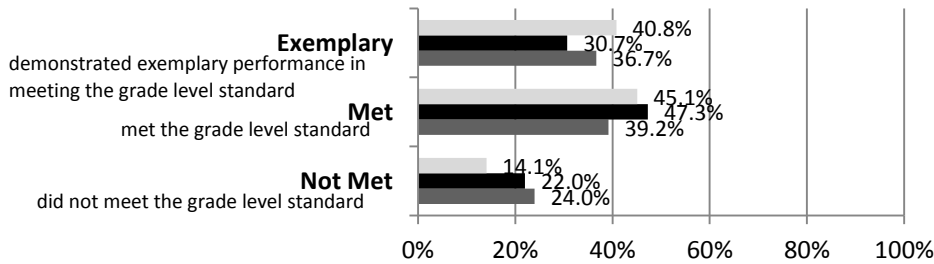
KNOWLEDGE

The SC Palmetto Assessment of State Standards (SCPASS) was given to students in grades 4 - 8 in Spring 2015. Students were assessed in the subject areas of Science and Social Studies.

Science



Social Studies



Science SCPASS	
Our School: Percent Met and Above for each grade level	
4th grade	5th grade
79.0	64.6
Social Studies SCPASS	
Our School: Percent Met and Above for each grade level	
4th grade	5th grade
93.0	79.6

Note: Results include SC-Alt assessment results.

Exemplary	"Exemplary": student demonstrated exemplary performance in meeting the grade level standard.
Met	"Met": student met the grade level standard.
Not Met	"Not Met": student did not meet the grade level standard.

Elementary Schools with Students Like Ours are elementary schools with poverty indices of no more than 5% above or below the index for the school.

Abbreviations for Missing Data

N/A-Not Applicable N/AV-Not Available N/C-Not Collected N/R-Not Reported I/S-Insufficient Sample

OPPORTUNITIES**For students to meet the profile of the SC Graduate**

	Our School	Change from Last Year	Elementary Schools with students like ours
Students (n = 655)			
Percent of students participating in Medicaid, SNAP, or TANF; homeless, foster, or migrant students (poverty index)	75.5	Down from 78.4%	N/A
Attendance Rate	95.8	Down from 97.1%	95.7
With disabilities	12.5	Up from 10.7%	13.5
Out of school suspensions or expulsions for violent and/or criminal offenses	0.0	No change	0.0
Percentage of students served by gifted and talented programs	6.9	Down from 7.7%	6.7
Percentage of students retained	0.9	Up from 0.3%	1.1
Teachers (n = 40)			
Percentage of teachers with advanced degrees	55.0	Down from 57.8%	58.5
Percentage of teachers on continuing contract	100.0	Up from 97.8%	82.1
Teachers returning from previous year	90.7	Up from 89.6%	88.7
Teacher attendance rate	94.9	Up from 94.8%	94.9
Average teacher salary*	\$47,037	Up 5.5%	\$48,353
Professional development days / teacher	9.7 days	Up from 0.7 days	10.5 days
Percentage of teacher vacancies for more than 9 weeks	0.0	N/A	0.4
School			
Principal's years at school	22.0	Up from 20.0	5.0
Student-teacher ratio in core subjects	21.8 to 1	N/A	20.3 to 1
Prime instructional time	90.2	Down from 91.2%	89.5
Opportunities in the arts	Excellent	No change	Good
Opportunities in foreign languages	Poor	N/A	Poor
AdvancEd (SACS) accreditation	Yes	No change	Yes
Parents attending conferences	98.3	Down from 100.0%	100.0
Character development program	Excellent	No change	Excellent
Avg. age of books / electronic media in the school library	16.0	N/A	15.0
Number of resources available per student in the school library media center	31.4	N/A	24.9
Bandwidth capacity per student	>100 Mbps	N/C	N/A
Percent of classrooms with wireless access	26-50%	N/C	N/A
District-issued learning devices per student	0.2	N/C	0.9
District-issued technology devices per teacher	2.5	N/C	1.9
Percentage of classes not taught by highly qualified teachers	0.0	No change	0.0
Dollars spent per pupil**	\$7,304	Up 12.5%	\$7,738
Percent of expenditures for instruction**	67.9	Up from 67.6%	66.4
Percent of expenditures for teachers' salaries**	68.1	Down from 68.6%	67.5

* Includes current year teachers contracted for 190 days or more.

** Prior year audited financial data are reported.

Abbreviations for Missing Data

N/A-Not Applicable

N/AV-Not Available

N/C-Not Collected

N/R-Not Reported

I/S-Insufficient Sample

OPPORTUNITIES

Evaluations by Teachers, Students, and Parents

Evaluations by Teachers, Students, and Parents

	Teachers	Students*	Parents*
Number of surveys returned	53	110	71
Percent satisfied with learning environment	100.0	93.6	95.8
Percent satisfied with social and physical environment	100.0	91.6	93.0
Percent satisfied with school-home relations	90.6	93.6	88.9

* Only students at the highest elementary school grade and their parents were included.

State Ratings History of School

Year	Absolute Rating	Growth Rating
2014	Excellent	Good
2013	Excellent	Average
2012	Good	Good

Based on state law, schools will not be rated for state accountability purposes until Fall 2017.

Additional Resources

SC State Content Standards
[Family-Friendly Guides to the SC Content Standards](#)
[2014-15 Accountability Manual](#)
[Report Card Data Files](#)
[ESEA Data Files](#)

Abbreviations for Missing Data

N/A-Not Applicable

N/AV-Not Available

N/C-Not Collected

N/R-Not Reported

I/S-Insufficient Sample