

# Whitehall Elementary, A Global Communicat

702 Whitehall Rd  
Anderson, SC 29625



# South Carolina State Report Card

State and federal laws require public schools to release report cards to the public each year. This year, the report card has been updated to reflect changes in reporting directed by the SC Education Oversight Committee. Schools will not be rated for state accountability purposes until Fall 2017 when the state will transition to a single accountability system. The following reports student performance in school year 2014-15.

<b>Grades:</b>	K-5 Elementary	<b>Principal:</b>	Tonna Marroni
<b>Enrollment:</b>	462 students	<b>Superintendent:</b>	Thomas A. Wilson
<b>School Phone:</b>	864-260-5255	<b>Board Chair:</b>	Rick Bradshaw
<b>School Website:</b>	<a href="http://www.anderson5.net/Domain/18">http://www.anderson5.net/Domain/18</a>		



## Profile of the SC Graduate

### World Class Knowledge

- Rigorous standards in language arts and math for career and college readiness
- Multiple languages, science, technology, engineering, mathematics (STEM), arts and social sciences\*

### World Class Skills

- Creativity and innovation
- Critical thinking and problem solving
- Collaboration and teamwork
- Communication, information, media and technology
- Knowing how to learn

### Life and Career Characteristics

- Integrity
- Self-direction
- Global perspective
- Perseverance
- Work ethic
- Interpersonal skills

## WORLD CLASS SKILLS & LIFE AND CAREER CHARACTERISTICS


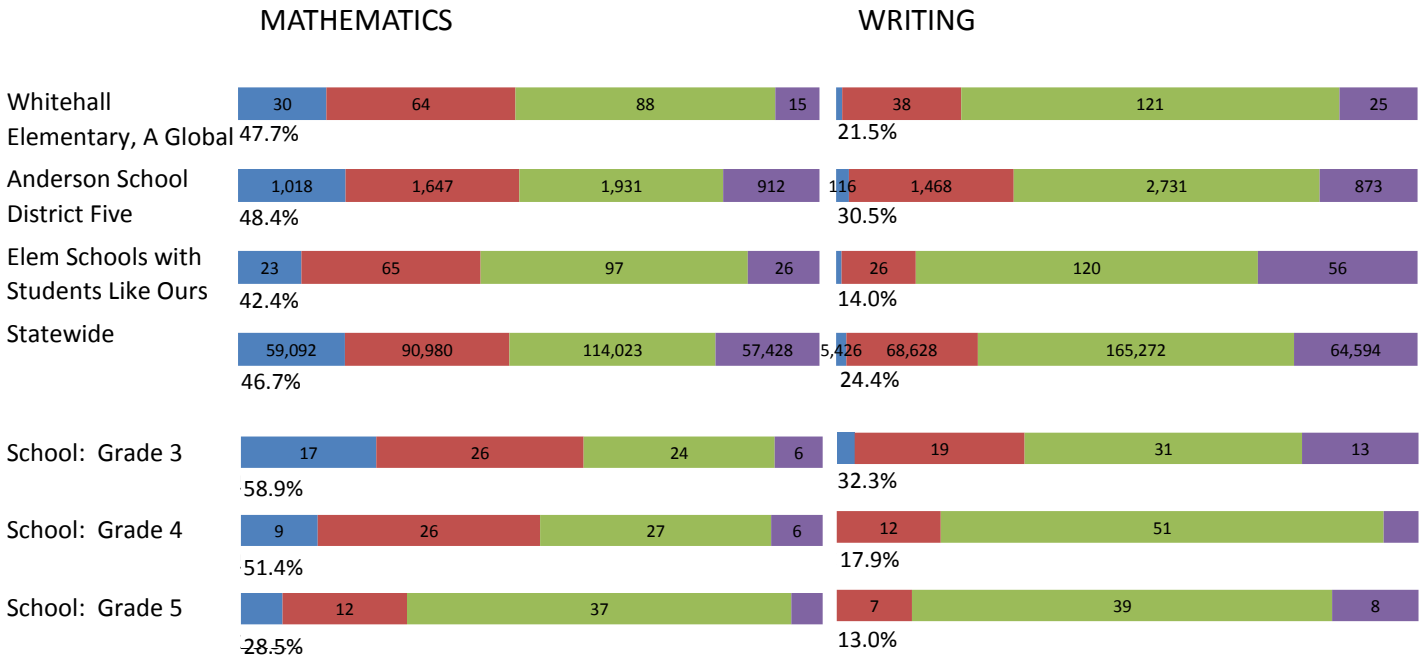
*Our school is helping all students develop the world class skills and life and career characteristics of the Profile of the Graduate by ...*

Our school is helping all students develop the world class skills and life and career characteristics of the Profile of the Graduate by developing global citizens. Whitehall does this by providing an intercultural education through language, technology for communication, and cultural awareness. Whitehall provides instruction in a second language (Spanish) for students in Grades K-5, engages students with technology, and provides opportunities for communication and collaboration between its students and others across the globe; helping students learn how to communicate across physical, cultural, and socioeconomic boundaries. Whitehall teaches students to be independent learners, encourages students to look deeper into their own thinking, processes and practices, develop behaviors, attitudes, and dispositions required for working in partnership with others, and guides students to analyze, synthesize, and apply what they have learned. These skills are extremely important for the future of our students who must be intrinsically motivated to better understand the world around them and use their knowledge for self-improvement. Whitehall is committed to serving children according to their individual needs and helping them develop to their fullest potential. In addition to a rigorous curriculum, we teach our students to respect their own and others' talents, skills, and cultural backgrounds. Whitehall students, teachers, parents, and the community participate in Diversity Week. In the past this has included artists-in-residences, Immigration Day, and Traveling Trunk presentations in which students present artifacts and information to other grade levels about the history and culture of a country students studied throughout the school year. Diversity Week culminates with Global International Night. Students perform a variety of cultural songs and dances, present their Traveling Trunks to guests assisted by international college students, and feast on an international meal. Throughout the school year student art is displayed throughout the school and community, and students have numerous opportunities to participate in service learning activities to give back to the community. Whitehall is proud of its accomplishments. Achievement results are the product of the sustained efforts and dedication from the faculty and staff, which remain committed to Whitehall's vision to develop responsible, reflective, and ethical students who are prepared to compete in a global society. Tonna Marroni, Principal Roger Ellison, SIC Chairman

\* 21st Century core courses in Social Sciences include History, Geography, Economics, Government and Civics.

**KNOWLEDGE**

The ACT Aspire assessment was given to students in grades 3-8 in Spring 2015. Students were assessed in the subject areas of Reading, English, Mathematics and Writing



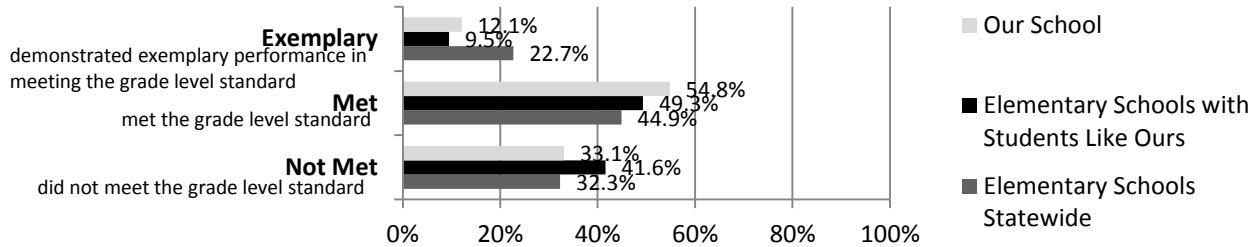
Abbreviations for Missing Data

- N/A-Not Applicable
- N/AV-Not Available
- N/C-Not Collected
- N/R-Not Reported
- I/S-Insufficient Sample

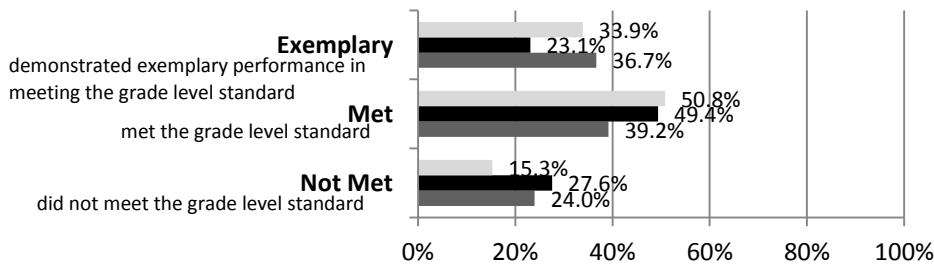
**KNOWLEDGE**

The SC Palmetto Assessment of State Standards (SCPASS) was given to students in grades 4 - 8 in Spring 2015. Students were assessed in the subject areas of Science and Social Studies.

**Science**



**Social Studies**



Science SCPASS	
Our School: Percent Met and Above for each grade level	
4th grade	5th grade
66.2	67.9
Social Studies SCPASS	
Our School: Percent Met and Above for each grade level	
4th grade	5th grade
88.2	80.4

Note: Results include SC-Alt assessment results.

Exemplary	"Exemplary": student demonstrated exemplary performance in meeting the grade level standard.
Met	"Met": student met the grade level standard.
Not Met	"Not Met": student did not meet the grade level standard.

Elementary Schools with Students Like Ours are elementary schools with poverty indices of no more than 5% above or below the index for the school.

Abbreviations for Missing Data

N/A-Not Applicable    N/AV-Not Available    N/C-Not Collected    N/R-Not Reported    I/S-Insufficient Sample

**OPPORTUNITIES****For students to meet the profile of the SC Graduate**

	Our School	Change from Last Year	Elementary Schools with students like ours
<b>Students (n = 462)</b>			
Percent of students participating in Medicaid, SNAP, or TANF; homeless, foster, or migrant students (poverty index)	86.2	Down from 91.3%	N/A
Attendance Rate	95.8	Down from 96.3%	95.5
With disabilities	12.0	Up from 10.4%	13.6
Out of school suspensions or expulsions for violent and/or criminal offenses	0.0	No change	0.0
Percentage of students served by gifted and talented programs	6.3	Down from 6.4%	5.1
Percentage of students retained	0.4	Down from 2.4%	1.4
<b>Teachers (n = 33)</b>			
Percentage of teachers with advanced degrees	48.5	Up from 45.7%	59.6
Percentage of teachers on continuing contract	75.8	Up from 74.3%	77.8
Teachers returning from previous year	79.1	Down from 80.0%	85.6
Teacher attendance rate	97.6	Up from 96.2%	94.9
Average teacher salary*	\$43,754	Up 1.7%	\$46,571
Professional development days / teacher	11.8 days	Up from 1.5 days	10.9 days
Percentage of teacher vacancies for more than 9 weeks	0.0	N/A	0.9
<b>School</b>			
Principal's years at school	2.0	Up from 1.0	4.0
Student-teacher ratio in core subjects	19.3 to 1	N/A	19.7 to 1
Prime instructional time	92.7	Up from 91.6%	89.3
Opportunities in the arts	Good	No change	Good
Opportunities in foreign languages	Poor	N/A	Poor
AdvancEd (SACS) accreditation	Yes	No change	Yes
Parents attending conferences	100.0	No change	100.0
Character development program	Good	Down from Excellent	Excellent
Avg. age of books / electronic media in the school library	18.0	N/A	15.1
Number of resources available per student in the school library media center	30.7	N/A	26.7
Bandwidth capacity per student	>100 Mbps	N/C	N/A
Percent of classrooms with wireless access	26-50%	N/C	N/A
District-issued learning devices per student	1.1	N/C	0.8
District-issued technology devices per teacher	2.6	N/C	2.0
Percentage of classes not taught by highly qualified teachers	0.0	No change	0.0
Dollars spent per pupil**	\$8,190	Up 2.7%	\$8,324
Percent of expenditures for instruction**	65.2	Up from 64.8%	65.6
Percent of expenditures for teachers' salaries**	65.9	Up from 65.1%	66.8

\* Includes current year teachers contracted for 190 days or more.

\*\* Prior year audited financial data are reported.

## Abbreviations for Missing Data

N/A-Not Applicable

N/AV-Not Available

N/C-Not Collected

N/R-Not Reported

I/S-Insufficient Sample

**OPPORTUNITIES****Evaluations by Teachers, Students, and Parents****Evaluations by Teachers, Students, and Parents**

	<b>Teachers</b>	<b>Students*</b>	<b>Parents*</b>
Number of surveys returned	35	60	48
Percent satisfied with learning environment	91.4	95.0	85.5
Percent satisfied with social and physical environment	97.2	90.3	89.6
Percent satisfied with school-home relations	71.4	95.2	83.0

\* Only students at the highest elementary school grade and their parents were included.

**State Ratings History of School**

<b>Year</b>	<b>Absolute Rating</b>	<b>Growth Rating</b>
2014	Excellent	Good
2013	Excellent	Good
2012	Excellent	Excellent

Based on state law, schools will not be rated for state accountability purposes until Fall 2017.

**Additional Resources**

SC State Content Standards  
[Family-Friendly Guides to the SC Content Standards](#)  
[2014-15 Accountability Manual](#)  
[Report Card Data Files](#)  
[ESEA Data Files](#)

## Abbreviations for Missing Data

N/A-Not Applicable

N/AV-Not Available

N/C-Not Collected

N/R-Not Reported

I/S-Insufficient Sample