

## Townville Elementary School

105 Townville School Road

Townville, SC 29689



# South Carolina State Report Card

State and federal laws require public schools to release report cards to the public each year. This year, the report card has been updated to reflect changes in reporting directed by the SC Education Oversight Committee. Schools will not be rated for state accountability purposes until Fall 2017 when the state will transition to a single accountability system. The following reports student performance in school year 2014-15.

<b>Grades:</b>	PK-6 Elementary	<b>Principal:</b>	Denise B. Fredericks
<b>Enrollment:</b>	286 students	<b>Superintendent:</b>	Lee M. D'Andrea, PhD
<b>School Phone:</b>	864-403-2600	<b>Board Chair:</b>	Tom Dobbins, PhD
<b>School Website:</b>	<a href="http://tes.anderson4.org">http://tes.anderson4.org</a>		



### Profile of the SC Graduate

#### World Class Knowledge

- Rigorous standards in language arts and math for career and college readiness
- Multiple languages, science, technology, engineering, mathematics (STEM), arts and social sciences\*

#### World Class Skills

- Creativity and innovation
- Critical thinking and problem solving
- Collaboration and teamwork
- Communication, information, media and technology
- Knowing how to learn

#### Life and Career Characteristics

- Integrity
- Self-direction
- Global perspective
- Perseverance
- Work ethic
- Interpersonal skills

\* 21st Century core courses in Social Sciences include History, Geography, Economics, Government and Civics.

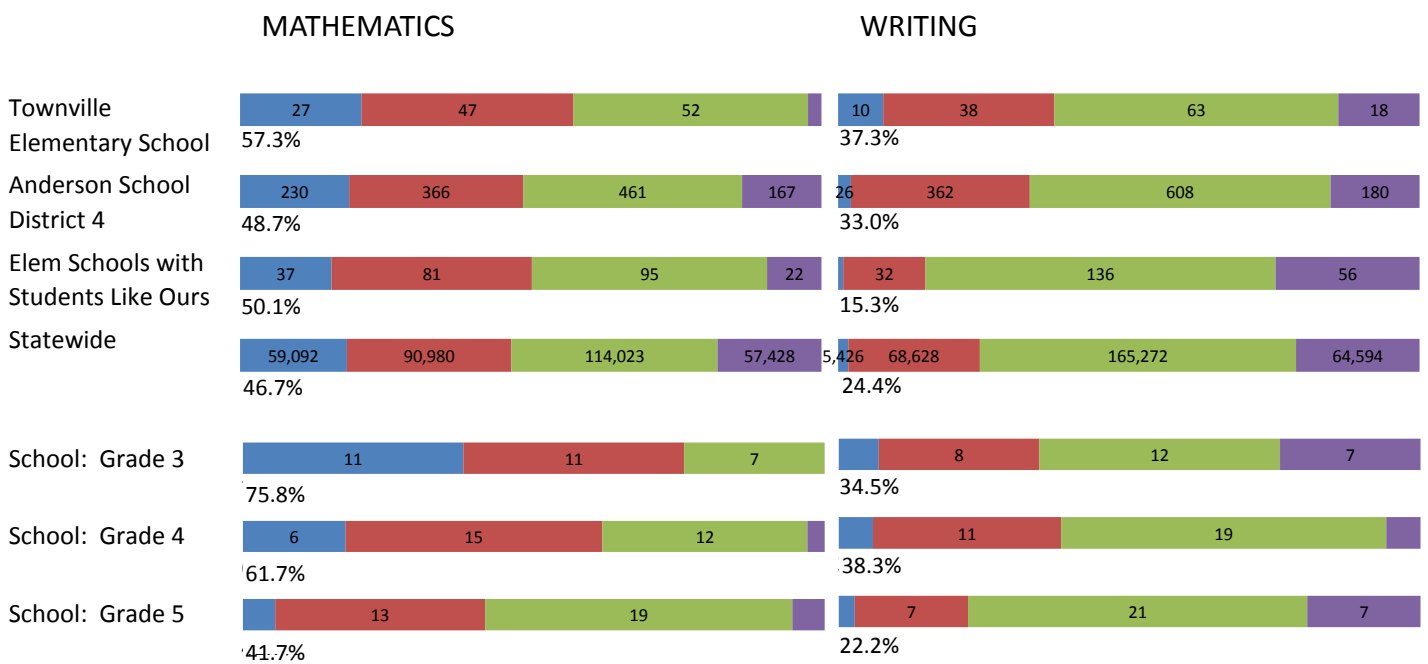
### WORLD CLASS SKILLS & LIFE AND CAREER CHARACTERISTICS

*Our school is helping all students develop the world class skills and life and career characteristics of the Profile of the Graduate by ...*

As a school family, Townville Elementary School works to achieve what's best for all students. Our goal is simple. All students will leave us with the academic and decision-making skills that prepare them to face different situations and make the best decisions as they move through school and life. To help foster strong leadership skills, Townville utilizes The Leader In Me, as school-wide philosophy which emphasizes a culture of student empowerment and helps each child reach his/her full potential. Applying The 7 Habits of Highly Effective People, teachers and students internalize leadership principles that nurture the skills students need for success in the 21st Century. Students will discover and practice the set of leadership and life skills outlined in Stephen Covey's book, The 7 Habits of Highly Effective People. Along with focusing on high academic standards, we integrate critical skills and characteristics such as: trustworthiness, a strong work ethic, motivation, problem-solving, goal-setting skills, teamwork, achievement, and valuing diversity in a global society. By developing the whole child - socially, emotionally, academically, and ethically, we will foster a school climate that promotes everyday greatness! Students are involved in problem-solving processes and plan projects that lead to mastery of content in all areas. Students will apply the rigor of science, technology, engineering, arts, and mathematics as part of their problem-solving skills. We work to educate students to become logical thinkers, effective communicators, and technologically, scientifically, and mathematically literate.

**KNOWLEDGE**

The ACT Aspire assessment was given to students in grades 3-8 in Spring 2015. Students were assessed in the subject areas of Reading, English, Mathematics and Writing



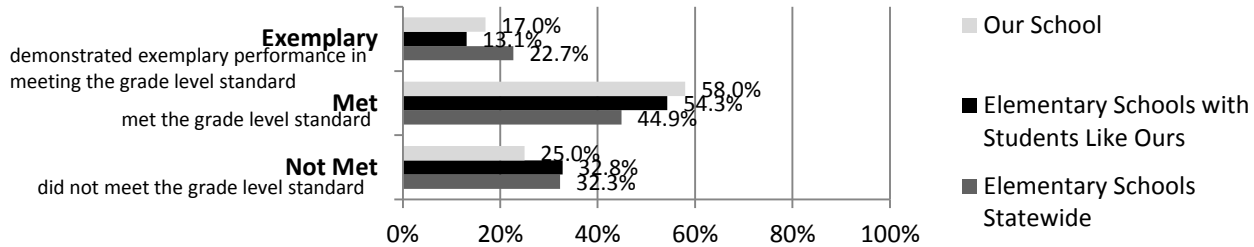
Abbreviations for Missing Data

- N/A-Not Applicable
- N/AV-Not Available
- N/C-Not Collected
- N/R-Not Reported
- I/S-Insufficient Sample

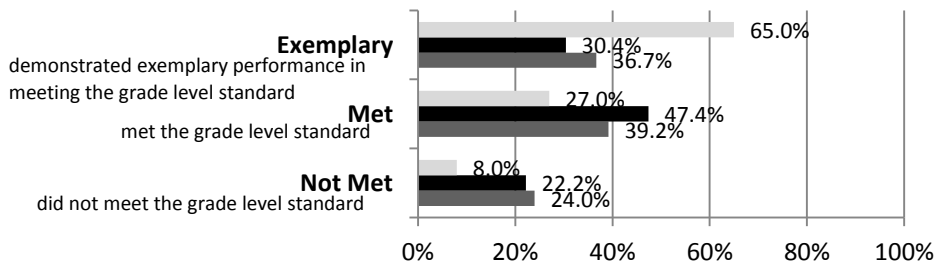
**KNOWLEDGE**

The SC Palmetto Assessment of State Standards (SCPASS) was given to students in grades 4 - 8 in Spring 2015. Students were assessed in the subject areas of Science and Social Studies.

**Science**



**Social Studies**



Science SCPASS	
Our School: Percent Met and Above for each grade level	
4th grade	5th grade
88.2	69.4
Social Studies SCPASS	
Our School: Percent Met and Above for each grade level	
4th grade	5th grade
97.1	83.3

Note: Results include SC-Alt assessment results.

Exemplary	"Exemplary": student demonstrated exemplary performance in meeting the grade level standard.
Met	"Met": student met the grade level standard.
Not Met	"Not Met": student did not meet the grade level standard.

Elementary Schools with Students Like Ours are elementary schools with poverty indices of no more than 5% above or below the index for the school.

Abbreviations for Missing Data

N/A-Not Applicable    N/AV-Not Available    N/C-Not Collected    N/R-Not Reported    I/S-Insufficient Sample

**OPPORTUNITIES****For students to meet the profile of the SC Graduate**

	Our School	Change from Last Year	Elementary Schools with students like ours
<b>Students (n = 286)</b>			
Percent of students participating in Medicaid, SNAP, or TANF; homeless, foster, or migrant students (poverty index)	76.2	Down from 77.6%	N/A
Attendance Rate	95.8	Down from 96.8%	95.7
With disabilities	16.5	Down from 17.6%	13.5
Out of school suspensions or expulsions for violent and/or criminal offenses	0.0	No change	0.0
Percentage of students served by gifted and talented programs	12.5	Down from 22.4%	6.5
Percentage of students retained	2.8	Up from 1.1%	1.1
<b>Teachers (n = 20)</b>			
Percentage of teachers with advanced degrees	80.0	Up from 78.9%	58.8
Percentage of teachers on continuing contract	90.0	Down from 100.0%	81.2
Teachers returning from previous year	96.5	No change	88.7
Teacher attendance rate	97.0	Up from 95.7%	94.9
Average teacher salary*	\$54,026	Down 1.7%	\$48,450
Professional development days / teacher	10.0 days	Down from 15.5 days	10.4 days
Percentage of teacher vacancies for more than 9 weeks	0.0	N/A	0.4
<b>School</b>			
Principal's years at school	11.0	Up from 10.0	4.5
Student-teacher ratio in core subjects	21.5 to 1	Up from 17.5 to 1	20.2 to 1
Prime instructional time	92.1	Up from 90.8%	89.4
Opportunities in the arts	Good	No change	Good
Opportunities in foreign languages	Poor	N/A	Poor
AdvancEd (SACS) accreditation	Yes	No change	Yes
Parents attending conferences	100.0	Up from 95.6%	100.0
Character development program	Excellent	No change	Excellent
Avg. age of books / electronic media in the school library	15.0	N/A	14.9
Number of resources available per student in the school library media center	33.2	N/A	24.9
Bandwidth capacity per student	<25 Mbps	N/C	N/A
Percent of classrooms with wireless access	76-100%	N/C	N/A
District-issued learning devices per student	1.1	N/C	1.0
District-issued technology devices per teacher	0.9	N/C	1.9
Percentage of classes not taught by highly qualified teachers	0.0	No change	0.0
Dollars spent per pupil**	\$10,417	Up 2.6%	\$7,813
Percent of expenditures for instruction**	63.9	Up from 63.5%	66.1
Percent of expenditures for teachers' salaries**	64.2	Down from 64.7%	67.3

\* Includes current year teachers contracted for 190 days or more.

\*\* Prior year audited financial data are reported.

## Abbreviations for Missing Data

N/A-Not Applicable

N/AV-Not Available

N/C-Not Collected

N/R-Not Reported

I/S-Insufficient Sample

**OPPORTUNITIES****Evaluations by Teachers, Students, and Parents****Evaluations by Teachers, Students, and Parents**

	Teachers	Students*	Parents*
Number of surveys returned	25	32	28
Percent satisfied with learning environment	100.0	81.3	89.3
Percent satisfied with social and physical environment	100.0	81.3	88.9
Percent satisfied with school-home relations	100.0	96.9	82.2

\* Only students at the highest elementary school grade and their parents were included.

**State Ratings History of School**

Year	Absolute Rating	Growth Rating
2014	Excellent	Good
2013	Excellent	Good
2012	Excellent	Excellent

Based on state law, schools will not be rated for state accountability purposes until Fall 2017.

**Additional Resources**

SC State Content Standards  
[Family-Friendly Guides to the SC Content Standards](#)  
[2014-15 Accountability Manual](#)  
[Report Card Data Files](#)  
[ESEA Data Files](#)

## Abbreviations for Missing Data

N/A-Not Applicable

N/AV-Not Available

N/C-Not Collected

N/R-Not Reported

I/S-Insufficient Sample