

Lloyd Kennedy Charter School

130 Avery Lane
Aiken, SC 29801



South Carolina State Report Card

State and federal laws require public schools to release report cards to the public each year. This year, the report card has been updated to reflect changes in reporting directed by the SC Education Oversight Committee. Schools will not be rated for state accountability purposes until Fall 2017 when the state will transition to a single accountability system. The following reports student performance in school year 2014-15.

Grades:	3-8 Elementary	Principal:	Keisha Lloyd-Kennedy
Enrollment:	86 students	Superintendent:	Dr. Elizabeth Everitt
School Phone:	803-644-4824	Board Chair:	Mrs. Rosemary B. English
School Website:	http://aikenperformingartsacademy.yolasite.com/		



Profile of the SC Graduate

World Class Knowledge

- Rigorous standards in language arts and math for career and college readiness
- Multiple languages, science, technology, engineering, mathematics (STEM), arts and social sciences*

World Class Skills

- Creativity and innovation
- Critical thinking and problem solving
- Collaboration and teamwork
- Communication, information, media and technology
- Knowing how to learn

Life and Career Characteristics

- Integrity
- Self-direction
- Global perspective
- Perseverance
- Work ethic
- Interpersonal skills

* 21st Century core courses in Social Sciences include History, Geography, Economics, Government and Civics.

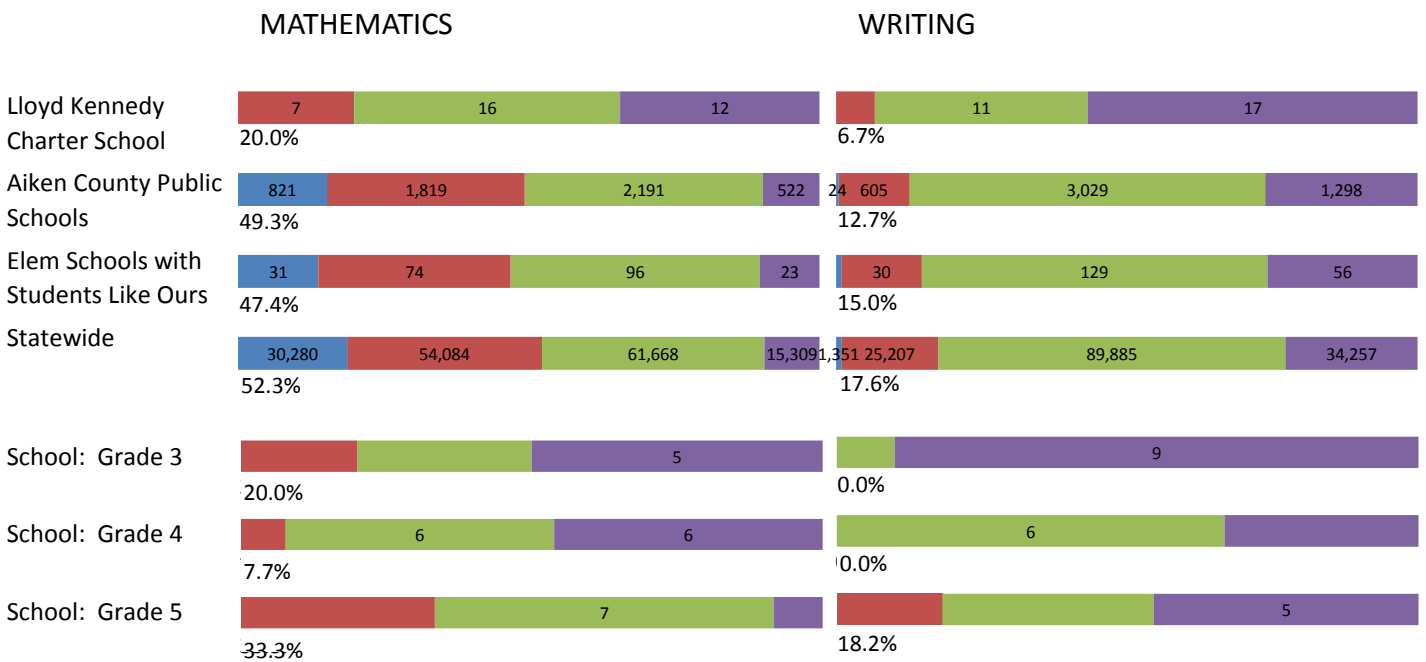
WORLD CLASS SKILLS & LIFE AND CAREER CHARACTERISTICS

Our school is helping all students develop the world class skills and life and career characteristics of the Profile of the Graduate by ...

Lloyd Kennedy Charter School (LKCS) Narrative The Lloyd Kennedy Charter School (LKCS) was created to educate students who are academically, personally and/or socially at risk. Due to the nature of our mission, the primary goals for all students is to focus on student achievement, improve student test scores, increase opportunities for student success and maintain a nurturing school culture. We understand this type of change does not happen overnight, but with steady persistent progress. Our teachers are focused on providing support and additional supplementary instructional materials for the new ACT Aspire test, as well as continued preparation for PASS testing. Teachers also participate in staff development training geared to help them identify and assist students who might perform poorly on these standardized exams such as STEM, ACT Prep, and charter related training. We are proud of our teacher's efforts and student progress. It has always been our goal to identify the needs of students and educate them accordingly. Because we believe each child learns in a unique way, the LKCS recognizes individual learning by incorporating visual, auditory, and psychomotor components in our daily lesson plans. Although our population spans from the academically gifted and talented to those with special needs, the majority of our students come to us from the traditional area schools performing below grade level. However, parent and student goals remain the same. Everyone who enters our doors wants their children to succeed academically. We also incorporate some visual and performing arts classes into our daily curriculum. For example, many of our students take dance, music and/or art throughout the year. Students then use what they have learned in these courses to produce a show for their family and community members at the end of the school year. At the Lloyd Kennedy Charter School, student achievements are recognized quarterly and annually, as we believe there is always something to celebrate about a child. Our overall school environment is nurturing and our staff is trained to be compassionate to the needs of each student. Thank you for your support! Keisha Lloyd-Kennedy, Director

KNOWLEDGE

The ACT Aspire assessment was given to students in grades 3-8 in Spring 2015. Students were assessed in the subject areas of Reading, English, Mathematics and Writing



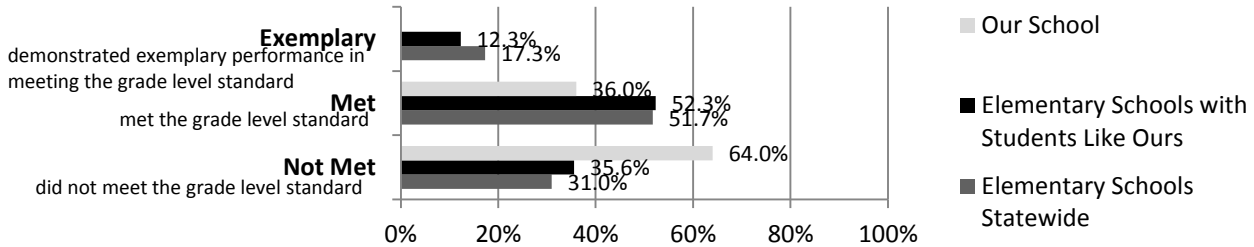
Abbreviations for Missing Data

- N/A-Not Applicable
- N/AV-Not Available
- N/C-Not Collected
- N/R-Not Reported
- I/S-Insufficient Sample

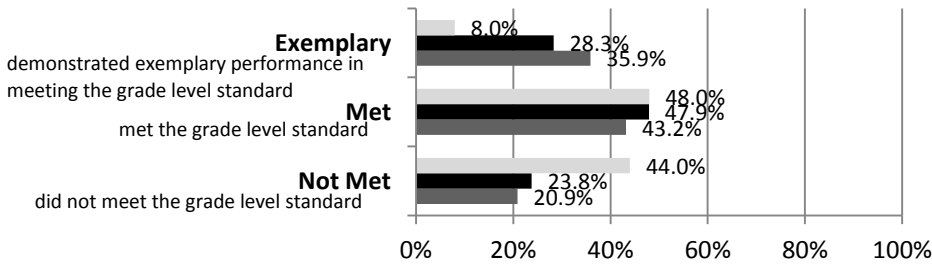
KNOWLEDGE

The SC Palmetto Assessment of State Standards (SCPASS) was given to students in grades 4 - 8 in Spring 2015. Students were assessed in the subject areas of Science and Social Studies.

Science



Social Studies



Science SCPASS	
Our School: Percent Met and Above for each grade level	
4th grade	5th grade
46.2	25.0
Social Studies SCPASS	
Our School: Percent Met and Above for each grade level	
4th grade	5th grade
69.2	41.7

Note: Results include SC-Alt assessment results.

Exemplary	"Exemplary": student demonstrated exemplary performance in meeting the grade level standard.
Met	"Met": student met the grade level standard.
Not Met	"Not Met": student did not meet the grade level standard.

Elementary Schools with Students Like Ours are elementary schools with poverty indices of no more than 5% above or below the index for the school.

Abbreviations for Missing Data

N/A-Not Applicable N/AV-Not Available N/C-Not Collected N/R-Not Reported I/S-Insufficient Sample

OPPORTUNITIES**For students to meet the profile of the SC Graduate**

	Our School	Change from Last Year	Elementary Schools with students like ours
Students (n = 86)			
Percent of students participating in Medicaid, SNAP, or TANF; homeless, foster, or migrant students (poverty index)	80.4	Down from 82.8%	N/A
Attendance Rate	98.5	Down from 99.1%	95.5
With disabilities	22.8	Down from 23.2%	13.5
Out of school suspensions or expulsions for violent and/or criminal offenses	0.0	No change	0.0
Percentage of students served by gifted and talented programs	6.5	Down from 7.4%	6.1
Percentage of students retained	0.0	No change	1.3
Teachers (n = 11)			
Percentage of teachers with advanced degrees	66.7	No change	60.3
Percentage of teachers on continuing contract	66.7	Up from 33.3%	80.3
Teachers returning from previous year	36.7	Down from 50.6%	87.7
Teacher attendance rate	100.0	Up from 99.4%	95.0
Average teacher salary*	N/A	N/A	\$48,111
Professional development days / teacher	26.0 days	Up from 10.0 days	10.3 days
Percentage of teacher vacancies for more than 9 weeks	0.0	N/A	0.5
School			
Principal's years at school	13.0	Up from 12.0	4.0
Student-teacher ratio in core subjects	7.0 to 1	Up from 5.9 to 1	20.1 to 1
Prime instructional time	98.5	Down from 98.6%	89.4
Opportunities in the arts	Good	Down from Excellent	Good
Opportunities in foreign languages	Poor	N/A	Poor
AdvancEd (SACS) accreditation	No	No change	Yes
Parents attending conferences	100.0	Up from 98.9%	100.0
Character development program	Excellent	No change	Good
Avg. age of books / electronic media in the school library	N/A	N/A	14.8
Number of resources available per student in the school library media center	N/A	N/A	25.5
Bandwidth capacity per student	N/A	N/C	N/A
Percent of classrooms with wireless access	N/A	N/C	N/A
District-issued learning devices per student	N/A	N/C	0.7
District-issued technology devices per teacher	N/A	N/C	2.0
Percentage of classes not taught by highly qualified teachers	56.8	Up from 41.2%	0.0
Dollars spent per pupil**	\$6,288	Up 15.2%	\$7,893
Percent of expenditures for instruction**	69.3	Up from 62.8%	65.8
Percent of expenditures for teachers' salaries**	75.1	Down from 79.0%	67.1

* Includes current year teachers contracted for 190 days or more.

** Prior year audited financial data are reported.

Abbreviations for Missing Data

N/A-Not Applicable

N/AV-Not Available

N/C-Not Collected

N/R-Not Reported

I/S-Insufficient Sample

OPPORTUNITIES**Evaluations by Teachers, Students, and Parents****Evaluations by Teachers, Students, and Parents**

	Teachers	Students*	Parents*
Number of surveys returned	8	12	14
Percent satisfied with learning environment	I/S	83.3	71.5
Percent satisfied with social and physical environment	I/S	77.0	76.9
Percent satisfied with school-home relations	I/S	91.7	66.7

* Only students at the highest elementary school grade and their parents were included.

State Ratings History of School

Year	Absolute Rating	Growth Rating
2014	At-Risk	At-Risk
2013	At-Risk	At-Risk
2012	N/A	N/A

Based on state law, schools will not be rated for state accountability purposes until Fall 2017.

Additional Resources

SC State Content Standards
[Family-Friendly Guides to the SC Content Standards](#)
[2014-15 Accountability Manual](#)
[Report Card Data Files](#)
[ESEA Data Files](#)

Abbreviations for Missing Data

N/A-Not Applicable

N/AV-Not Available

N/C-Not Collected

N/R-Not Reported

I/S-Insufficient Sample