

Aiken Elementary School

2050 Pine Log Rd.

Aiken, SC 29803



South Carolina State Report Card

State and federal laws require public schools to release report cards to the public each year. This year, the report card has been updated to reflect changes in reporting directed by the SC Education Oversight Committee. Schools will not be rated for state accountability purposes until Fall 2017 when the state will transition to a single accountability system. The following reports student performance in school year 2014-15.

Grades:	PK-5 Elementary	Principal:	Rebecca M. Koelker
Enrollment:	830 students	Superintendent:	Dr. Elizabeth Everitt
School Phone:	803-641-2740	Board Chair:	Mrs. Rosemary B. English
School Website:	http://aikene1.acps.schoolfusion.us/		



Profile of the SC Graduate

World Class Knowledge

- Rigorous standards in language arts and math for career and college readiness
- Multiple languages, science, technology, engineering, mathematics (STEM), arts and social sciences*

World Class Skills

- Creativity and innovation
- Critical thinking and problem solving
- Collaboration and teamwork
- Communication, information, media and technology
- Knowing how to learn

Life and Career Characteristics

- Integrity
- Self-direction
- Global perspective
- Perseverance
- Work ethic
- Interpersonal skills

* 21st Century core courses in Social Sciences include History, Geography, Economics, Government and Civics.

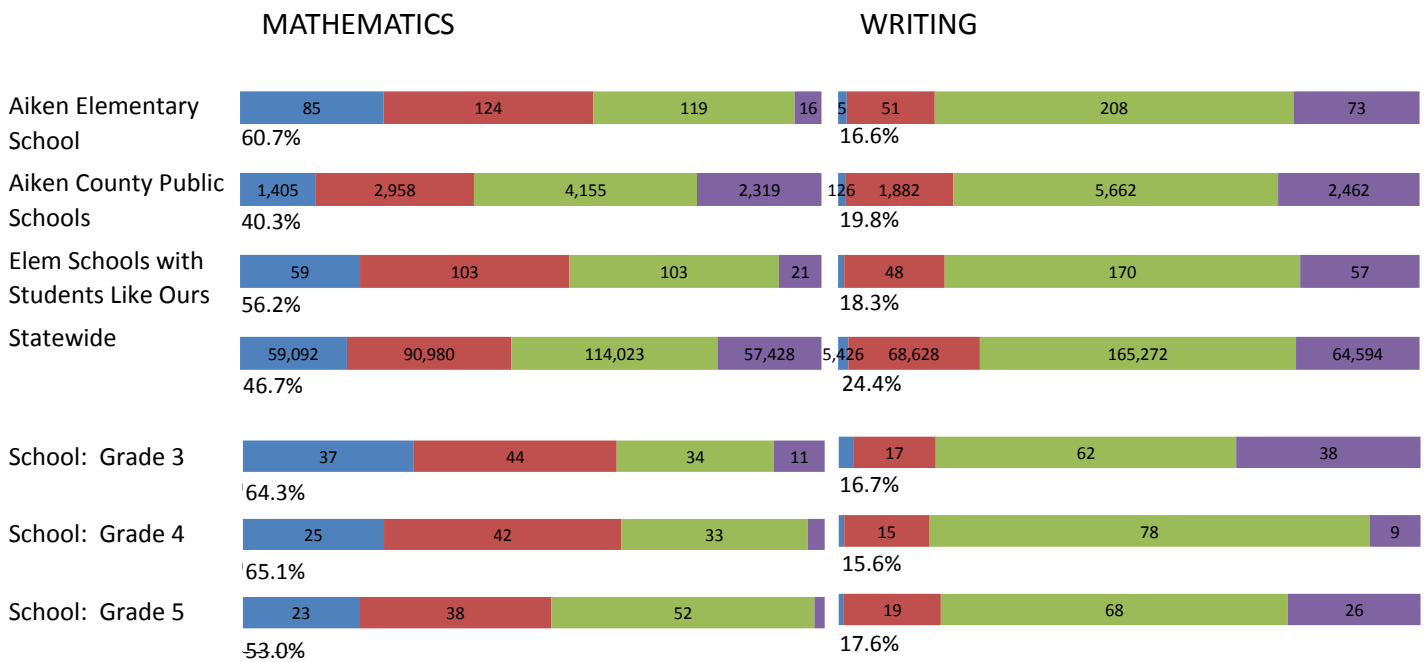
WORLD CLASS SKILLS & LIFE AND CAREER CHARACTERISTICS

Our school is helping all students develop the world class skills and life and career characteristics of the Profile of the Graduate by ...

Aiken Elementary School is a student-centered, high achieving school serving over 800 students and their families. We serve students from pre-school to fifth grade with diverse backgrounds and needs. We strive to help all of our students develop the world class skills and life and career characteristics of the Profile of the South Carolina Graduate by providing a safe, caring, and academically challenging learning environment. Our first Belief Statement is: Student learning is the primary focus of all decisions. At Aiken Elementary we provide an environment that supports academic excellence and the social and emotional learning that must be the foundation for academic success. In addition we believe that each student's worth and diversity should be respected and valued. We put our beliefs into action by challenging our students with a rigorous curriculum, instructional practices that reflect best practice and thoughtful planning, and by providing equal access to the learning environment every day in a variety of settings. In order for our students to reach their full potential it is essential that we partner with parents and community members and that teachers have opportunities for on-going, quality professional development. In addition, we believe what the research shows, that in order for students to reach their full potential in school and in life, we must provide instruction on academics and social and emotional skills. In short, we must teach the whole student if we want a healthy school climate and improved academic results. At Aiken Elementary we have several programs that include parents and community members in our efforts to address the whole student and improve academic results. We have the Olweus Bully Prevention Program and the PATHS program (new this year) that teaches children how to manage their emotions properly, empathize with others, follow rules and solve problems cooperatively. On-going professional development supports these programs as well as all areas of curriculum, instruction, and student achievement. At Aiken Elementary we believe that our school should be not only a safe place, but a place full of joy. Learning should be a joyful experience for everyone: staff, students and parents. Learning should not be restricted to text books or tests or lectures. We believe that technology in all its forms is a tool that takes us places and creates inquiry and excitement in our daily learning lives. We are constantly finding new ways to make good use of the technology we have and to find new technology to make good use of the plans for learning we have established. Aiken Elementary is a school of excellence. Aiken Elementary School is a community school. We are the Aiken Elementary Explorers and we question, inquire, and actively seek knowledge and understanding every day. We are life-long learners and we enjoy every day spent at Aiken Elementary as we explore and learn together. Rebecca M. Koelker, Principal Paula Simmons, SIC Chairperson

KNOWLEDGE

The ACT Aspire assessment was given to students in grades 3-8 in Spring 2015. Students were assessed in the subject areas of Reading, English, Mathematics and Writing



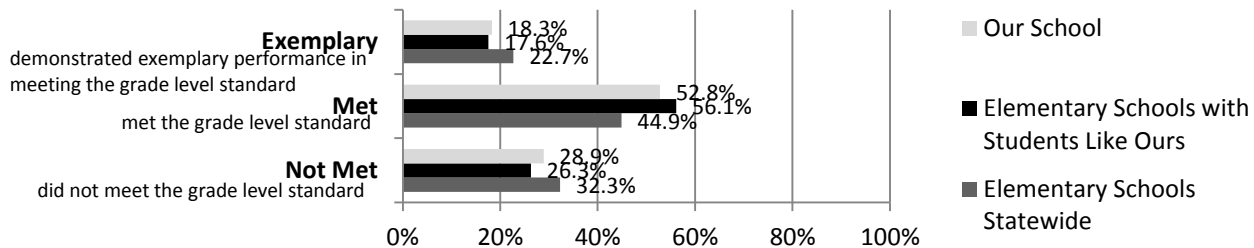
Abbreviations for Missing Data

N/A-Not Applicable N/AV-Not Available N/C-Not Collected N/R-Not Reported I/S-Insufficient Sample

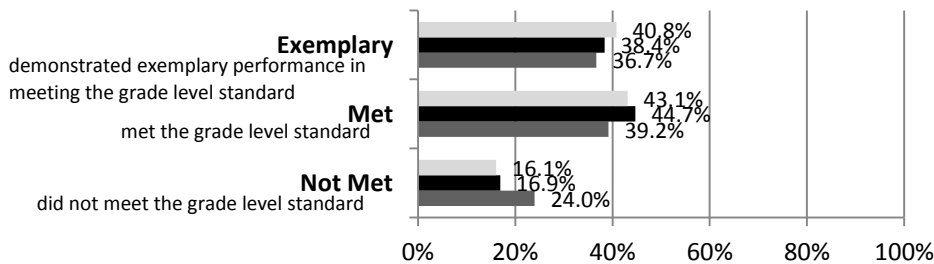
KNOWLEDGE

The SC Palmetto Assessment of State Standards (SCPASS) was given to students in grades 4 - 8 in Spring 2015. Students were assessed in the subject areas of Science and Social Studies.

Science



Social Studies



Science SCPASS	
Our School: Percent Met and Above for each grade level	
4th grade	5th grade
75.7	67.0
Social Studies SCPASS	
Our School: Percent Met and Above for each grade level	
4th grade	5th grade
96.1	73.0

Note: Results include SC-Alt assessment results.

Exemplary	"Exemplary": student demonstrated exemplary performance in meeting the grade level standard.
Met	"Met": student met the grade level standard.
Not Met	"Not Met": student did not meet the grade level standard.

Elementary Schools with Students Like Ours are elementary schools with poverty indices of no more than 5% above or below the index for the school.

Abbreviations for Missing Data

N/A-Not Applicable N/AV-Not Available N/C-Not Collected N/R-Not Reported I/S-Insufficient Sample

OPPORTUNITIES**For students to meet the profile of the SC Graduate**

	Our School	Change from Last Year	Elementary Schools with students like ours
Students (n = 830)			
Percent of students participating in Medicaid, SNAP, or TANF; homeless, foster, or migrant students (poverty index)	63.9	Down from 66.3%	N/A
Attendance Rate	95.9	Down from 96.7%	95.9
With disabilities	7.3	Down from 8.2%	11.8
Out of school suspensions or expulsions for violent and/or criminal offenses	0.1	Up from 0.0%	0.0
Percentage of students served by gifted and talented programs	11.8	Up from 11.1%	8.9
Percentage of students retained	2.3	Down from 2.5%	1.0
Teachers (n = 49)			
Percentage of teachers with advanced degrees	53.1	Down from 60.4%	63.6
Percentage of teachers on continuing contract	83.7	Down from 85.4%	84.0
Teachers returning from previous year	85.5	Down from 87.6%	89.1
Teacher attendance rate	98.8	Up from 98.7%	94.8
Average teacher salary*	\$48,672	Up 0.6%	\$49,800
Professional development days / teacher	9.6 days	Up from 9.5 days	11.6 days
Percentage of teacher vacancies for more than 9 weeks	0.0	N/A	0.3
School			
Principal's years at school	4.0	Up from 3.0	4.0
Student-teacher ratio in core subjects	23.2 to 1	Up from 21.5 to 1	20.6 to 1
Prime instructional time	94.7	Down from 95.4%	89.7
Opportunities in the arts	Good	No change	Good
Opportunities in foreign languages	Poor	N/A	Poor
AdvancEd (SACS) accreditation	Yes	No change	Yes
Parents attending conferences	100.0	No change	100.0
Character development program	Excellent	No change	Excellent
Avg. age of books / electronic media in the school library	14.0	N/A	14.0
Number of resources available per student in the school library media center	16.7	N/A	19.5
Bandwidth capacity per student	<25 Mbps	N/C	N/A
Percent of classrooms with wireless access	76-100%	N/C	N/A
District-issued learning devices per student	0.3	N/C	0.7
District-issued technology devices per teacher	2.2	N/C	1.8
Percentage of classes not taught by highly qualified teachers	0.7	Up from 0.0%	0.0
Dollars spent per pupil**	\$6,486	Up 12.5%	\$7,453
Percent of expenditures for instruction**	68.8	Up from 68.7%	67.0
Percent of expenditures for teachers' salaries**	69.3	Down from 70.1%	68.1

* Includes current year teachers contracted for 190 days or more.

** Prior year audited financial data are reported.

Abbreviations for Missing Data

N/A-Not Applicable

N/AV-Not Available

N/C-Not Collected

N/R-Not Reported

I/S-Insufficient Sample

OPPORTUNITIES**Evaluations by Teachers, Students, and Parents****Evaluations by Teachers, Students, and Parents**

	Teachers	Students*	Parents*
Number of surveys returned	33	115	103
Percent satisfied with learning environment	94.0	90.4	88.3
Percent satisfied with social and physical environment	94.1	81.7	83.9
Percent satisfied with school-home relations	97.0	86.2	81.5

* Only students at the highest elementary school grade and their parents were included.

State Ratings History of School

Year	Absolute Rating	Growth Rating
2014	Excellent	Average
2013	Good	Below Average
2012	Excellent	Excellent

Based on state law, schools will not be rated for state accountability purposes until Fall 2017.

Additional Resources

SC State Content Standards
[Family-Friendly Guides to the SC Content Standards](#)
[2014-15 Accountability Manual](#)
[Report Card Data Files](#)
[ESEA Data Files](#)

Abbreviations for Missing Data

N/A-Not Applicable

N/AV-Not Available

N/C-Not Collected

N/R-Not Reported

I/S-Insufficient Sample