



# SC Annual School Report Card Summary

**Pee Dee Math, Science And Technology Academy**  
**#N/A**  
**Grades: K-2**      **Enrollment: 48**  
**Principal: Keith Bailey**  
**Superintendent: Wayne Brazell, Ph. D.**  
**Board Chair: Don McLaurin**

## PERFORMANCE

*Comprehensive detail, including definitions of ratings, performance criteria, and explanations of status, is available on [www.ed.sc.gov](http://www.ed.sc.gov) and [www.eoc.sc.gov](http://www.eoc.sc.gov) as well as school and school district websites. Printed versions are available from school districts upon request.*

YEAR	ABSOLUTE RATING	GROWTH RATING	PALMETTO GOLD AND SILVER AWARD		ESEA/FEDERAL ACCOUNTABILITY RATING SYSTEM	
			General Performance	Closing the Gap	ESEA Grade	Accountability Indicator
2014	N/A	N/A	TBD	TBD	N/A	N/A
2013	N/A	N/A	N/A	N/A	N/A	N/A
2012	N/A	N/A	N/A	N/A	N/A	N/A

### ABSOLUTE RATING OF PRIMARY SCHOOLS WITH STUDENTS LIKE OURS\*

EXCELLENT	GOOD	AVERAGE	BELOW AVERAGE	AT-RISK
8	2	1	0	0

*\* Ratings are calculated with data available by 04/02/2015. Primary Schools like Ours are primary schools with poverty indices of no more than 5% above or below the index for this school.*

### PRIME INSTRUCTIONAL TIME

Our School	Median Primary School
86.0%	89.8%

### STUDENT-TEACHER RATIO IN CORE SUBJECTS

Our School	Median Primary School
N/R	21.2 to 1

### TEACHERS WITH ADVANCED DEGREES

Our School	Median Primary School
25.0%	61.2%

### TEACHERS RETURNING FROM PREVIOUS YEAR

Our School	Median Primary School
N/A	89.7%

### PERCENT OF PARENTS ATTENDING CONFERENCES

Our School	Median Primary School
85.7%	100.0%

### DAYS OF PROFESSIONAL DEVELOPMENT\*

Our School	Median Primary School
6.3 days	10.4 days




*\*Professional development days should be devoted exclusively to knowledge and skills in working with children less than eight years old.*

### Types of Accreditation (More Than One May Apply)

Not Pursuing accreditation
Conducting a self-study
South Carolina Department of Education
Southern Association of Colleges and Schools
American Montessori Society
National Association for the Education of Young Children

### NAEP PERFORMANCE\*

*\*Performance reported for SC and nation, data not available at school level. Percentages at NAEP Achievement Levels.*



**SC PERFORMANCE VISION**

By 2020 all students will graduate with the knowledge and skills necessary to compete successfully in the global economy, participate in a democratic society and contribute positively as members of families and communities.

### Abbreviations Key

N/A-Not Applicable      N/AV-Not Available      N/C-Not Collected      N/R-Not Reported      I/S-Insufficient Sample      TBD-To Be Determined

**Pee Dee Math, Science And Technology Academy**  
**#N/A**

**SCHOOL PROFILE**

	Our School	Change from Last Year	Primary Schools with Students Like Ours	Median Primary School
<b>Students (n = 48)</b>				
Retention Rate	0.0%	N/A	3.1%	2.3%
Attendance Rate	89.9%	N/A	95.2%	95.7%
With disabilities	8.2%	N/A	10.5%	10.5%
Older than usual for grade	4.1%	N/A	1.7%	1.0%
<b>Teachers (n = 10)</b>				
Teachers with advanced degrees	25.0%	N/A	54.9%	61.2%
Continuing contract teachers	0.0%	N/A	74.1%	80.0%
Teachers returning from previous year	N/A	N/A	88.2%	89.7%
Teacher attendance rate	96.9%	N/A	94.6%	95.1%
Average teacher salary*	N/A	N/A	\$44,590	\$46,810
Classes not taught by highly qualified teachers	0.0%	N/A	0.0%	0.0%
Professional development days/teacher	6.9 days	N/A	10.5 days	13.8 days
<b>School</b>				
Principal's years at school	1.0	N/A	2.5	4.0
Student-teacher ratio in core subjects	N/R	N/A	20.6 to 1	21.2 to 1
Prime instructional time	86.0%	N/A	89.6%	89.8%
Opportunities in the arts	Poor	Up from N/R	Good	Good
SACS accreditation	No	Up from N/R	Yes	Yes
Character development program	Average	Up from N/R	Excellent	Excellent
Dollars spent per pupil**	N/A	N/A	\$6,935	\$7,021
Percent of expenditures for instruction**	N/A	N/A	66.0%	67.2%
Percent expenditures for teacher salaries**	N/A	N/A	65.1%	66.6%
ESEA composite index score	N/A	N/A	71.5	86.7

\* Includes current year teachers contracted for 185 or more days.

\*\* Prior year audited financial data are reported.

**EVALUATION RESULTS**

	Teachers
Number of surveys returned	6
Percent satisfied with learning environment	I/S
Percent satisfied with social and physical environment	I/S
Percent satisfied with school-home relations	I/S

Comprehensive detail, including definitions of ratings, performance criteria, and explanations of status, is available on [www.ed.sc.gov](http://www.ed.sc.gov) and [www.eoc.sc.gov](http://www.eoc.sc.gov) as well as school and school district websites.

Printed versions are available from school districts upon request.

**Abbreviations Key**

**N/A**-Not Applicable

**N/AV**-Not Available

**N/C**-Not Collected

**N/R**-Not Reported

**I/S**-Insufficient Sample

**TBD**-To Be Determined

**REPORT OF PRINCIPAL AND SCHOOL IMPROVEMENT COUNCIL**

Pee Dee Math, Science and Technology Academy (PDMSTA) has a rigorous program aligned with the state and common core standards. Our goal is to demonstrate STEM (Science Technology Engineering and Math) within a rural environment. Science and Math are crucial to our state and nationwide to meet the demand for students graduating with STEM degrees. Moreover, our goal is to help prepare students as citizens with good character with the ability to engage in a global society. We believe it is vital in the educational process for students to have holistic and quality instruction. At PDMSTA, we ensure that the standards are taught to every student. We strive for students to be well-rounded individuals who are able to communicate effectively their thoughts and ideas to better our society.

The curriculum at PDMSTA is enhanced with hands-on experiments allowing students to explore and make the connection to real-world scenarios. Students also practice critical thinking and engineering skills. Our program helps students learn how to collaborate and partner with others to develop innovative solutions.

The ELA/Reading department of PDMSTA is rigorous in the expectations of grammar, handwriting, phonics, comprehension, reading fluency, etc. Our goal is to help students develop a love and passion for reading. Promethean boards, Elmos, student laptops, updated software and computer programs are used on a daily basis to enhance the level of quality education.

Teachers at PDMSTA understand that this is more than a job; we serve with a purpose. The staff consists of caring, friendly, patient, persistent, and hardworking individuals. Students are number one, and it seen through the relationships formed on the school's campus. PDMSTA not only prepares students in their studies, but we also help children to build their character. Honesty, integrity, respect, responsibility, perseverance, compassion, and self-discipline are a few of the character words that are reinforced during the school year. We approach learning with the belief that every student can learn and have academic success if given the opportunity. It is with this ideology, we aim to close the achievement gap and produce students who are equipped to succeed in life.

E. Keith Bailey, Executive Director

803-692-1814

[kbailey@pdmsta.org](mailto:kbailey@pdmsta.org)

[www.pdmsta.org](http://www.pdmsta.org)