



SC Annual School Report Card Summary

W. M. Anderson Primary School
 WILLIAMSBURG COUNTY
 Grades: PK-2 Enrollment: 471
 Principal: Dr. Teresa H. Wright
 Superintendent: Dr. Yvonne Jefferson-Barnes
 Board Chair: Mr. Joseph Lee

PERFORMANCE

Comprehensive detail, including definitions of ratings, performance criteria, and explanations of status, is available on www.ed.sc.gov and www.eoc.sc.gov as well as school and school district websites. Printed versions are available from school districts upon request.

YEAR	ABSOLUTE RATING	GROWTH RATING	PALMETTO GOLD AND SILVER AWARD		ESEA/FEDERAL ACCOUNTABILITY RATING SYSTEM	
			General Performance	Closing the Gap	ESEA Grade	Accountability Indicator
2014	N/A	N/A	TBD	TBD	D	N/A
2013	N/A	N/A	N/A	N/A	A	N/A
2012	N/A	N/A	N/A	N/A	C	N/A

ABSOLUTE RATING OF PRIMARY SCHOOLS WITH STUDENTS LIKE OURS*

EXCELLENT	GOOD	AVERAGE	BELOW AVERAGE	AT-RISK
6	2	1	0	0

* Ratings are calculated with data available by 04/02/2015. Primary Schools like Ours are primary schools with poverty indices of no more than 5% above or below the index for this school.

PRIME INSTRUCTIONAL TIME

Our School	Median Primary School
89.3%	89.8%

STUDENT-TEACHER RATIO IN CORE SUBJECTS

Our School	Median Primary School
25.2 to 1	21.2 to 1

TEACHERS WITH ADVANCED DEGREES

Our School	Median Primary School
26.9%	61.2%

TEACHERS RETURNING FROM PREVIOUS YEAR

Our School	Median Primary School
N/A	89.7%

PERCENT OF PARENTS ATTENDING CONFERENCES

Our School	Median Primary School
100.0%	100.0%

DAYS OF PROFESSIONAL DEVELOPMENT*

Our School	Median Primary School
19.1 days	10.4 days




*Professional development days should be devoted exclusively to knowledge and skills in working with children less than eight years old.

Types of Accreditation (More Than One May Apply)

	Not Pursuing accreditation
	Conducting a self-study
X	South Carolina Department of Education
X	Southern Association of Colleges and Schools
	American Montessori Society
	National Association for the Education of Young Children

NAEP PERFORMANCE*

*Performance reported for SC and nation, data not available at school level. Percentages at NAEP Achievement Levels.



SC PERFORMANCE VISION

By 2020 all students will graduate with the knowledge and skills necessary to compete successfully in the global economy, participate in a democratic society and contribute positively as members of families and communities.

Abbreviations Key

N/A-Not Applicable N/AV-Not Available N/C-Not Collected N/R-Not Reported I/S-Insufficient Sample TBD-To Be Determined

**W. M. Anderson Primary School
WILLIAMSBURG COUNTY**

SCHOOL PROFILE

	Our School	Change from Last Year	Primary Schools with Students Like Ours	Median Primary School
Students (n = 471)				
Retention Rate	9.1%	Up from 6.7%	3.1%	2.3%
Attendance Rate	96.1%	Down from 96.5%	95.2%	95.7%
With disabilities	12.3%	Up from 5.9%	10.5%	10.5%
Older than usual for grade	4.7%	Up from 4.3%	1.9%	1.0%
Teachers (n = 26)				
Teachers with advanced degrees	26.9%	Down from 46.7%	53.1%	61.2%
Continuing contract teachers	61.5%	Down from 63.3%	70.5%	80.0%
Teachers returning from previous year	N/A	N/A	86.1%	89.7%
Teacher attendance rate	93.8%	No change	94.6%	95.1%
Average teacher salary*	\$40,066	Down 6.7%	\$44,528	\$46,810
Classes not taught by highly qualified teachers	N/A	N/A	0.0%	0.0%
Professional development days/teacher	20.1 days	Down from 20.6 days	9.6 days	13.8 days
School				
Principal's years at school	8.0	Up from 7.0	1.5	4.0
Student-teacher ratio in core subjects	25.2 to 1	Up from 24.4 to 1	20.5 to 1	21.2 to 1
Prime instructional time	89.3%	Up from 89.1%	89.6%	89.8%
Opportunities in the arts	Good	No change	Good	Good
SACS accreditation	Yes	No change	Yes	Yes
Character development program	Excellent	No change	Excellent	Excellent
Dollars spent per pupil**	\$6,693	Up 5.2%	\$6,935	\$7,021
Percent of expenditures for instruction**	62.7%	Down from 66.0%	65.7%	67.2%
Percent expenditures for teacher salaries**	61.6%	Up from 61.0%	64.8%	66.6%
ESEA composite index score	63.2	Down from 95.3	64.8	86.7

* Includes current year teachers contracted for 185 or more days.

** Prior year audited financial data are reported.

EVALUATION RESULTS

	Teachers
Number of surveys returned	29
Percent satisfied with learning environment	82.7%
Percent satisfied with social and physical environment	83.3%
Percent satisfied with school-home relations	54.8%

Comprehensive detail, including definitions of ratings, performance criteria, and explanations of status, is available on www.ed.sc.gov and www.eoc.sc.gov as well as school and school district websites.

Printed versions are available from school districts upon request.

Abbreviations Key

N/A-Not Applicable

N/AV-Not Available

N/C-Not Collected

N/R-Not Reported

I/S-Insufficient Sample

TBD-To Be Determined

REPORT OF PRINCIPAL AND SCHOOL IMPROVEMENT COUNCIL

The entire W. M. Anderson Primary School community is to be commended for their initiative, dedication, and hard work during the 2013-2014 school year. Successfully educating children is hard work and takes a strong commitment from the entire community. It is one of our goals to actively engage everyone in this educational process on a regular basis. Making a difference with each individual child is our complete focus and it is our mission to ensure that we develop life long learners who are respectful, responsible, and productive. These are the attributes we feel strongly will propel our children into great success and prosperity. We know that these children are the answer to tomorrow's problems and they must be provided the necessary tools to meet the challenges. We have an outstanding group of dedicated educators here in our school, as well as in our feeder school, who accept this as an absolute truth, and work diligently daily to ensure the needs of our students are met.☐

☐ Over the years, we have achieved many accomplishments and we are still committed to achieving academic excellence. We are still committed to early literacy; implementing a balanced literacy program; increasing the number of students reading using a literacy-based supplemental initiative called Project ENCORE; utilizing an Explicit Direct Instruction (EDI) instructional delivery model; increasing the use of various instructional technologies; and receiving an "All Clear" status from the State Department of Education.☐

☐ We are fortunate to have a very active Grandparent Volunteer Program; Parent-Teacher Association (PTA); School Improvement Council (SIC); Title I Advisory Board; and an active 21st Century Learning Community Center Advisory Board. As we look toward the 2014-2015 school year, we anticipate strengthening our relationship with these entities and soliciting their continued support in implementing the various programs in which we engage our students.☐

☐ Mrs. Ivy Jordan, School Improvement Council Chairperson☐

☐ Dr. Teresa H. Wright, Principal