



SC Annual School Report Card Summary

Oakland Primary School
SUMTER
Grades: PK-1 Enrollment: 652
Principal: Shirley G. Tomlin
Superintendent: J. Frank Baker
Board Chair: E. Keith Schultz

PERFORMANCE

Comprehensive detail, including definitions of ratings, performance criteria, and explanations of status, is available on www.ed.sc.gov and www.eoc.sc.gov as well as school and school district websites. Printed versions are available from school districts upon request.

YEAR	ABSOLUTE RATING	GROWTH RATING	PALMETTO GOLD AND SILVER AWARD		ESEA/FEDERAL ACCOUNTABILITY RATING SYSTEM	
			General Performance	Closing the Gap	ESEA Grade	Accountability Indicator
2014	Excellent	Good	TBD	TBD	A	N/A
2013	Excellent	Good	N/A	N/A	A	N/A
2012	Excellent	Excellent	N/A	N/A	A	N/A

ABSOLUTE RATING OF PRIMARY SCHOOLS WITH STUDENTS LIKE OURS*

EXCELLENT	GOOD	AVERAGE	BELOW AVERAGE	AT-RISK
2	0	0	0	0

** Ratings are calculated with data available by 04/02/2015. Primary Schools like Ours are primary schools with poverty indices of no more than 5% above or below the index for this school.*

PRIME INSTRUCTIONAL TIME

Our School	Median Primary School
89.1%	89.8%

STUDENT-TEACHER RATIO IN CORE SUBJECTS

Our School	Median Primary School
21.8 to 1	21.2 to 1

TEACHERS WITH ADVANCED DEGREES

Our School	Median Primary School
73.5%	61.2%

TEACHERS RETURNING FROM PREVIOUS YEAR

Our School	Median Primary School
86.9%	89.7%

PERCENT OF PARENTS ATTENDING CONFERENCES

Our School	Median Primary School
100.0%	100.0%

DAYS OF PROFESSIONAL DEVELOPMENT*

Our School	Median Primary School
18.8 days	10.4 days

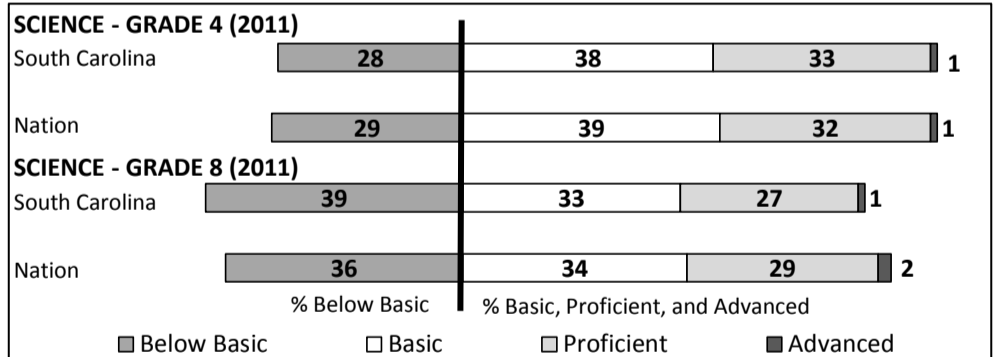
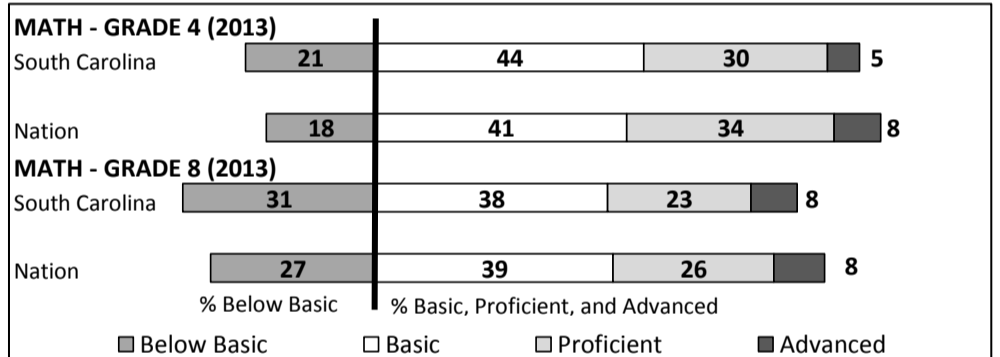

**Professional development days should be devoted exclusively to knowledge and skills in working with children less than eight years old.*

Types of Accreditation (More Than One May Apply)

	Not Pursuing accreditation
	Conducting a self-study
X	South Carolina Department of Education
X	Southern Association of Colleges and Schools
	American Montessori Society
	National Association for the Education of Young Children

NAEP PERFORMANCE*

**Performance reported for SC and nation, data not available at school level. Percentages at NAEP Achievement Levels.*



SC PERFORMANCE VISION

By 2020 all students will graduate with the knowledge and skills necessary to compete successfully in the global economy, participate in a democratic society and contribute positively as members of families and communities.

Abbreviations Key

N/A-Not Applicable N/AV-Not Available N/C-Not Collected N/R-Not Reported I/S-Insufficient Sample TBD-To Be Determined

**Oakland Primary School
SUMTER**

SCHOOL PROFILE

	Our School	Change from Last Year	Primary Schools with Students Like Ours	Median Primary School
Students (n = 652)				
Retention Rate	3.2%	Down from 3.6%	1.8%	2.3%
Attendance Rate	94.4%	Down from 95.4%	94.7%	95.7%
With disabilities	10.3%	Up from 7.1%	9.6%	10.5%
Older than usual for grade	0.9%	Down from 1.8%	0.5%	1.0%
Teachers (n = 34)				
Teachers with advanced degrees	73.5%	Down from 75.0%	70.1%	61.2%
Continuing contract teachers	88.2%	Down from 91.7%	89.7%	80.0%
Teachers returning from previous year	86.9%	Down from 90.4%	88.3%	89.7%
Teacher attendance rate	95.2%	Up from 94.8%	95.6%	95.1%
Average teacher salary*	\$46,427	Up 0.2%	\$47,092	\$46,810
Classes not taught by highly qualified teachers	2.0%	No change	1.0%	0.0%
Professional development days/teacher	19.1 days	Down from 19.4 days	15.6 days	13.8 days
School				
Principal's years at school	20.0	Up from 19.0	10.5	4.0
Student-teacher ratio in core subjects	21.8 to 1	Down from 22.2 to 1	22.3 to 1	21.2 to 1
Prime instructional time	89.1%	Down from 89.9%	89.4%	89.8%
Opportunities in the arts	Good	No change	Good	Good
SACS accreditation	Yes	No change	Yes	Yes
Character development program	Excellent	No change	Excellent	Excellent
Dollars spent per pupil**	\$6,074	Up 3.6%	\$6,767	\$7,021
Percent of expenditures for instruction**	67.8%	Up from 67.0%	65.9%	67.2%
Percent expenditures for teacher salaries**	67.0%	No change	65.0%	66.6%
ESEA composite index score	91.2	Down from 95.8	89.5	86.7

* Includes current year teachers contracted for 185 or more days.

** Prior year audited financial data are reported.

EVALUATION RESULTS

	Teachers
Number of surveys returned	29
Percent satisfied with learning environment	96.5%
Percent satisfied with social and physical environment	97.0%
Percent satisfied with school-home relations	82.9%

Comprehensive detail, including definitions of ratings, performance criteria, and explanations of status, is available on www.ed.sc.gov and www.eoc.sc.gov as well as school and school district websites.

Printed versions are available from school districts upon request.

Abbreviations Key

N/A-Not Applicable

N/AV-Not Available

N/C-Not Collected

N/R-Not Reported

I/S-Insufficient Sample

TBD-To Be Determined

REPORT OF PRINCIPAL AND SCHOOL IMPROVEMENT COUNCIL

Oakland Primary School serves students in grades pre-kindergarten through first grade. We are committed to providing a warm and nurturing environment where all children can learn and succeed. We maintain high expectations for our students' academic, social, emotional, and physical development.

Oakland continues to recruit a highly qualified and trained staff to meet the needs of our students. Our staff continues to participate in Professional Learning Communities (PLC's), professional development opportunities and graduate courses to gain a variety of Best Practices and strategies for helping our students to be successful.

Title I funds are used for enhancing our school's curriculum and providing students with unique opportunities for learning. At Oakland, we are committed to developing child-centered classrooms where critical thinking and problem solving are daily priorities.

At Oakland, our students continue to learn the value of helping others through service projects such as The American Heart Walk, Relay for Life, Shower Shaw Cookie Drive, Canned Food Drives, and Character Education Programs.

Parental and community involvement are integral parts of our school. We continue to solicit involvement through our Parent Teacher Association (PTA), School Improvement Council (SIC), Title I Parent Involvement Council (PIC), School Renewal Committee, and the OPS Volunteer Program.

Sincerely,

Kaldejia Faulk, SIC Chairperson

Shirley G. Tomlin,
Principal