



SC Annual School Report Card Summary

Saluda Primary School
SALUDA

Grades: PK-2

Enrollment: 437

Principal: Peggy Trivelas

Superintendent: Dr. David M. Mathis

Board Chair: Christy C. Nichols

PERFORMANCE

Comprehensive detail, including definitions of ratings, performance criteria, and explanations of status, is available on www.ed.sc.gov and www.eoc.sc.gov as well as school and school district websites. Printed versions are available from school districts upon request.

YEAR	ABSOLUTE RATING	GROWTH RATING	PALMETTO GOLD AND SILVER AWARD		ESEA/FEDERAL ACCOUNTABILITY RATING SYSTEM	
			General Performance	Closing the Gap	ESEA Grade	Accountability Indicator
2014	Excellent	Average	TBD	TBD	C	N/A
2013	Good	At-Risk	N/A	N/A	A	N/A
2012	Excellent	Excellent	N/A	N/A	A	N/A

ABSOLUTE RATING OF PRIMARY SCHOOLS WITH STUDENTS LIKE OURS*

EXCELLENT	GOOD	AVERAGE	BELOW AVERAGE	AT-RISK
10	2	1	0	0

* Ratings are calculated with data available by 04/02/2015. Primary Schools like Ours are primary schools with poverty indices of no more than 5% above or below the index for this school.

PRIME INSTRUCTIONAL TIME

Our School	Median Primary School
87.6%	89.8%

STUDENT-TEACHER RATIO IN CORE SUBJECTS

Our School	Median Primary School
20.5 to 1	21.2 to 1

TEACHERS WITH ADVANCED DEGREES

Our School	Median Primary School
46.4%	61.2%

TEACHERS RETURNING FROM PREVIOUS YEAR

Our School	Median Primary School
85.9%	89.7%

PERCENT OF PARENTS ATTENDING CONFERENCES

Our School	Median Primary School
99.7%	100.0%

DAYS OF PROFESSIONAL DEVELOPMENT*

Our School	Median Primary School
7.0 days	10.4 days




*Professional development days should be devoted exclusively to knowledge and skills in working with children less than eight years old.

Types of Accreditation (More Than One May Apply)

	Not Pursuing accreditation
	Conducting a self-study
X	South Carolina Department of Education
X	Southern Association of Colleges and Schools
	American Montessori Society
	National Association for the Education of Young Children

NAEP PERFORMANCE*

*Performance reported for SC and nation, data not available at school level. Percentages at NAEP Achievement Levels.



SC PERFORMANCE VISION

By 2020 all students will graduate with the knowledge and skills necessary to compete successfully in the global economy, participate in a democratic society and contribute positively as members of families and communities.

Abbreviations Key

N/A-Not Applicable

N/AV-Not Available

N/C-Not Collected

N/R-Not Reported

I/S-Insufficient Sample

TBD-To Be Determined

**Saluda Primary School
SALUDA**

SCHOOL PROFILE

	Our School	Change from Last Year	Primary Schools with Students Like Ours	Median Primary School
Students (n = 437)				
Retention Rate	6.7%	Down from 7.3%	3.1%	2.3%
Attendance Rate	96.2%	Up from 95.8%	95.4%	95.7%
With disabilities	10.0%	Down from 10.9%	10.5%	10.5%
Older than usual for grade	2.0%	Down from 2.1%	1.7%	1.0%
Teachers (n = 28)				
Teachers with advanced degrees	46.4%	Down from 51.9%	54.9%	61.2%
Continuing contract teachers	75.0%	Down from 77.8%	72.5%	80.0%
Teachers returning from previous year	85.9%	Down from 87.9%	89.3%	89.7%
Teacher attendance rate	92.7%	No change	94.9%	95.1%
Average teacher salary*	\$42,004	Up 0.7%	\$45,035	\$46,810
Classes not taught by highly qualified teachers	0.0%	No change	0.0%	0.0%
Professional development days/teacher	8.8 days	Down from 9.3 days	11.1 days	13.8 days
School				
Principal's years at school	1.0	Down from 5.0	2.8	4.0
Student-teacher ratio in core subjects	20.5 to 1	Down from 20.8 to 1	20.7 to 1	21.2 to 1
Prime instructional time	87.6%	Down from 88.0%	89.6%	89.8%
Opportunities in the arts	Good	No change	Good	Good
SACS accreditation	Yes	No change	Yes	Yes
Character development program	Excellent	No change	Excellent	Excellent
Dollars spent per pupil**	\$6,321	Down 6.0%	\$7,021	\$7,021
Percent of expenditures for instruction**	65.0%	Down from 66.0%	65.7%	67.2%
Percent expenditures for teacher salaries**	63.7%	Up from 63.0%	65.1%	66.6%
ESEA composite index score	79.4	Down from 93.4	78.1	86.7

* Includes current year teachers contracted for 185 or more days.

** Prior year audited financial data are reported.

EVALUATION RESULTS

	Teachers
Number of surveys returned	24
Percent satisfied with learning environment	79.2%
Percent satisfied with social and physical environment	96.0%
Percent satisfied with school-home relations	60.0%

Comprehensive detail, including definitions of ratings, performance criteria, and explanations of status, is available on www.ed.sc.gov and www.eoc.sc.gov as well as school and school district websites.

Printed versions are available from school districts upon request.

Abbreviations Key

N/A-Not Applicable

N/AV-Not Available

N/C-Not Collected

N/R-Not Reported

I/S-Insufficient Sample

TBD-To Be Determined

REPORT OF PRINCIPAL AND SCHOOL IMPROVEMENT COUNCIL

We are proud of the progress at Saluda Primary School in the 2013-14 school year. Our staff, students, parents, and volunteers worked together to make great things happen at SPS. Through continued professional development and opportunities to work collaboratively, our staff helped our students grow and learn. Parents participated during parent nights and organized the SPS Spring Carnival. Volunteers helped with reading and mentoring students throughout the year. Our school worked together to fulfill the vision of nurturing thinkers and leaders in our school.

Teachers at SPS worked together throughout the year to help students learn. During class time, teachers continued Balanced Literacy with small group instruction for reading. The teachers continued implementing lessons and assessments based on Common Core State Standards. Teachers worked together to build units as well as assessments. Teachers used students' responses to guide instruction for a more individualized approach to learning.

Students created projects in Science and Social Studies and had the opportunity to present their work to their families and their classmates. Each week teachers nominated a student as the Roving Researcher of the Week to honor our students' accomplishments. Students continued in the OLWEUS anti-bullying framework and participated in character education lessons. Students were given "Caught Being Good" bracelets and praised for their positive behavior by support staff in the building.

Our parents and volunteers were a tremendous help to our school. Parents worked together to organize the SPS Spring Carnival. Many parents prepared authentic Mexican and Guatemalan dishes for our families to enjoy during the carnival. Volunteers from area churches read with students, donated clothing and snacks to students at our school. Our parents funded the beautiful murals added to the hallways of the school. SPS hosted two breakfasts to honor our volunteers, one in fall and one in spring. The volunteers collaborated on our character education program and shared their views on how our programs at SPS impact the community.

Lori B. Corley, Principal

Renee Hauser, SIC Chairperson