



# SC Annual School Report Card Summary

**Muller Road Middle School**  
**RICHLAND 2**  
**Grades: K-2,** Enrollment: **831**  
**Principal: Lori Marrero**  
**Superintendent: 0**  
**Board Chair:**

## PERFORMANCE

*Comprehensive detail, including definitions of ratings, performance criteria, and explanations of status, is available on [www.ed.sc.gov](http://www.ed.sc.gov) and [www.eoc.sc.gov](http://www.eoc.sc.gov) as well as school and school district websites. Printed versions are available from school districts upon request.*

YEAR	ABSOLUTE RATING	GROWTH RATING	PALMETTO GOLD AND SILVER AWARD		ESEA/FEDERAL ACCOUNTABILITY RATING SYSTEM	
			General Performance	Closing the Gap	ESEA Grade	Accountability Indicator
2014	N/A	N/A	TBD	TBD	N/A	N/A
2013	N/A	N/A	N/A	N/A	N/A	N/A
2012	N/A	N/A	N/A	N/A	N/A	N/A

### ABSOLUTE RATING OF PRIMARY SCHOOLS WITH STUDENTS LIKE OURS\*

EXCELLENT	GOOD	AVERAGE	BELOW AVERAGE	AT-RISK
0	0	0	0	0

*\* Ratings are calculated with data available by 04/02/2015. Primary Schools like Ours are primary schools with poverty indices of no more than 5% above or below the index for this school.*

### PRIME INSTRUCTIONAL TIME

Our School	Median Primary School
91.2%	89.8%

### STUDENT-TEACHER RATIO IN CORE SUBJECTS

Our School	Median Primary School
21.3 to 1	21.2 to 1

### TEACHERS WITH ADVANCED DEGREES

Our School	Median Primary School
71.4%	61.2%

### TEACHERS RETURNING FROM PREVIOUS YEAR

Our School	Median Primary School
N/A	89.7%

### PERCENT OF PARENTS ATTENDING CONFERENCES

Our School	Median Primary School
88.8%	100.0%

### DAYS OF PROFESSIONAL DEVELOPMENT\*

Our School	Median Primary School
8.5 days	10.4 days


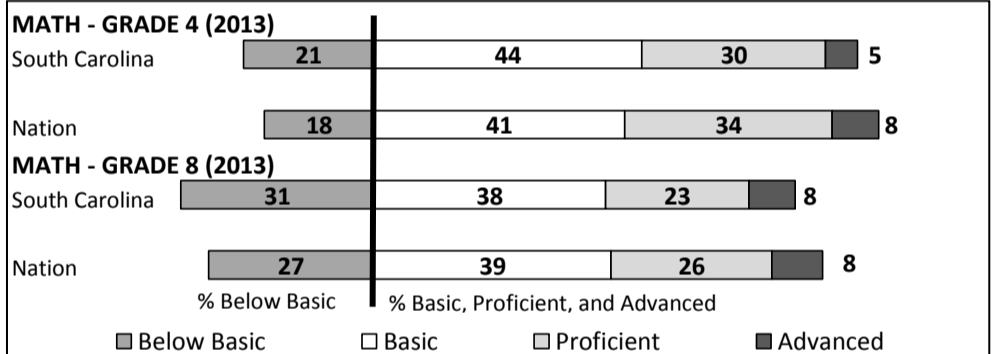

*\*Professional development days should be devoted exclusively to knowledge and skills in working with children less than eight years old.*

### Types of Accreditation (More Than One May Apply)

Not Pursuing accreditation
Conducting a self-study
South Carolina Department of Education
Southern Association of Colleges and Schools
American Montessori Society
National Association for the Education of Young Children

### NAEP PERFORMANCE\*

*\*Performance reported for SC and nation, data not available at school level. Percentages at NAEP Achievement Levels.*



### SC PERFORMANCE VISION

By 2020 all students will graduate with the knowledge and skills necessary to compete successfully in the global economy, participate in a democratic society and contribute positively as members of families and communities.

### Abbreviations Key

N/A-Not Applicable    N/AV-Not Available    N/C-Not Collected    N/R-Not Reported    I/S-Insufficient Sample    TBD-To Be Determined

**Muller Road Middle School  
RICHLAND 2**

**SCHOOL PROFILE**

	Our School	Change from Last Year	Primary Schools with Students Like Ours	Median Primary School
<b>Students (n = 831)</b>				
Retention Rate	1.2%	N/A	1.2%	2.3%
Attendance Rate	97.0%	N/A	97.0%	95.7%
With disabilities	9.8%	N/A	9.8%	10.5%
Older than usual for grade	1.9%	N/A	1.9%	1.0%
<b>Teachers (n = 56)</b>				
Teachers with advanced degrees	71.4%	N/A	71.4%	61.2%
Continuing contract teachers	55.4%	N/A	55.4%	80.0%
Teachers returning from previous year	N/A	N/A	N/A	89.7%
Teacher attendance rate	95.9%	N/A	95.9%	95.1%
Average teacher salary*	\$45,216	N/A	\$45,216	\$46,810
Classes not taught by highly qualified teachers	3.2%	N/A	3.2%	0.0%
Professional development days/teacher	11.2 days	N/A	11.2 days	13.8 days
<b>School</b>				
Principal's years at school	3.0	N/A	3.0	4.0
Student-teacher ratio in core subjects	21.3 to 1	N/A	21.3 to 1	21.2 to 1
Prime instructional time	91.2%	N/A	91.2%	89.8%
Opportunities in the arts	Good	Up from N/R	Good	Good
SACS accreditation	Yes	Up from N/R	Yes	Yes
Character development program	Average	Up from N/R	Average	Excellent
Dollars spent per pupil**	\$6,870	N/A	\$6,870	\$7,021
Percent of expenditures for instruction**	69.5%	N/A	69.5%	67.2%
Percent expenditures for teacher salaries**	68.8%	N/A	68.8%	66.6%
ESEA composite index score	68.4	N/A	68.4	86.7

\* Includes current year teachers contracted for 185 or more days.

\*\* Prior year audited financial data are reported.

**EVALUATION RESULTS**

	Teachers
Number of surveys returned	N/A
Percent satisfied with learning environment	N/A
Percent satisfied with social and physical environment	N/A
Percent satisfied with school-home relations	N/A

Comprehensive detail, including definitions of ratings, performance criteria, and explanations of status, is available on [www.ed.sc.gov](http://www.ed.sc.gov) and [www.eoc.sc.gov](http://www.eoc.sc.gov) as well as school and school district websites.

Printed versions are available from school districts upon request.

**Abbreviations Key**

N/A-Not Applicable

N/AV-Not Available

N/C-Not Collected

N/R-Not Reported

I/S-Insufficient Sample

TBD-To Be Determined

**REPORT OF PRINCIPAL AND SCHOOL IMPROVEMENT COUNCIL**

Muller Road Middle School's third year saw tremendous success. In the classroom, students continued to excel using individual iPads as their vehicle for demonstrating mastery of learning. iPads were used by students for researching to delve deeper into content areas and to create ways to show their learning using one of many different presentation apps. We continued to promote professional development focusing on project-based learning and Common Core State Standards. Teachers not only participated in but also led these sessions at the school-, district-, and state-levels.

Project-based learning became a major instructional focus. iBridge was created to help sixth grade students transition to middle school while introducing them to project-based learning, whereas seventh and eighth grade students could choose to enroll in C4, launching an extremely successful project-based learning school-within-a-school housed in one wing of our building.

Our students continue to participate in numerous extracurricular activities. Our music department had a successful year, bringing home multiple awards from a variety of performances at the local and regional levels. The department has been so successful that we are offering additional music courses for our students in the upcoming year to include steel drums and guitar. The athletic programs boasted successful years as well, earning District Champion recognition in volleyball, girls' basketball, and boys' soccer.

Outside the classroom, we continue to offer a variety of support systems for students. Teachers continue to hold regular tutoring sessions before and after school providing students with the additional instruction needed to achieve mastery. In addition to academic support, Bow Ties & Pearls and Girls Empowered were both implemented to inspire and to empower students to learn to respect themselves as well as others and to strive for success in all aspects of their lives. Muller Road also partnered with a local high school to provide high school mentors to our middle school students.

Teachers strive to meet the needs of all students. Through regular Big Ideas meetings, teachers discussed educational initiatives and developed ways to bring those to fruition with the goal of continuing to provide cutting-edge and innovative opportunities for all.

Muller Road continues to maintain an open-door policy with our community. Project-based learning has provided opportunities for many community members to become involved in the education of our students. Visitors included representatives from the Department of Natural Resources, the director of a local animal shelter, and even our town mayor. We also hosted the first Each One Reach One, an event in which each faculty and staff member invited a member of the community to the school to spend the morning visiting classrooms and touring the school.

At Muller Road Middle School we believe that all students should have the best opportunities to grow and sharpen their 21st Century skills. Please visit us and see the great things our students and faculty are doing each and every day.

Lori Marrero, Principal