



SC Annual School Report Card Summary

Bennettsville Primary School
MARLBORO COUNTY SCHOOL DISTRICT
Grades: PK-2 **Enrollment: 529**
Principal: Clifton Harriington
Superintendent: Dr. Helena Tillar
Board Chair: Lucy Parsons

PERFORMANCE

Comprehensive detail, including definitions of ratings, performance criteria, and explanations of status, is available on www.ed.sc.gov and www.eoc.sc.gov as well as school and school district websites. Printed versions are available from school districts upon request.

YEAR	ABSOLUTE RATING	GROWTH RATING	PALMETTO GOLD AND SILVER AWARD		ESEA/FEDERAL ACCOUNTABILITY RATING SYSTEM	
			General Performance	Closing the Gap	ESEA Grade	Accountability Indicator
2014	Excellent	Good	TBD	TBD	F	N/A
2013	Excellent	Excellent	N/A	N/A	F	N/A
2012	Excellent	Good	N/A	N/A	A	N/A

ABSOLUTE RATING OF PRIMARY SCHOOLS WITH STUDENTS LIKE OURS*

EXCELLENT	GOOD	AVERAGE	BELOW AVERAGE	AT-RISK
8	2	1	0	0

* Ratings are calculated with data available by 04/02/2015. Primary Schools like Ours are primary schools with poverty indices of no more than 5% above or below the index for this school.

PRIME INSTRUCTIONAL TIME

Our School	Median Primary School
93.5%	89.8%

STUDENT-TEACHER RATIO IN CORE SUBJECTS

Our School	Median Primary School
18.7 to 1	21.2 to 1

TEACHERS WITH ADVANCED DEGREES

Our School	Median Primary School
64.5%	61.2%

TEACHERS RETURNING FROM PREVIOUS YEAR

Our School	Median Primary School
90.6%	89.7%

PERCENT OF PARENTS ATTENDING CONFERENCES

Our School	Median Primary School
100.0%	100.0%

DAYS OF PROFESSIONAL DEVELOPMENT*

Our School	Median Primary School
6.3 days	10.4 days

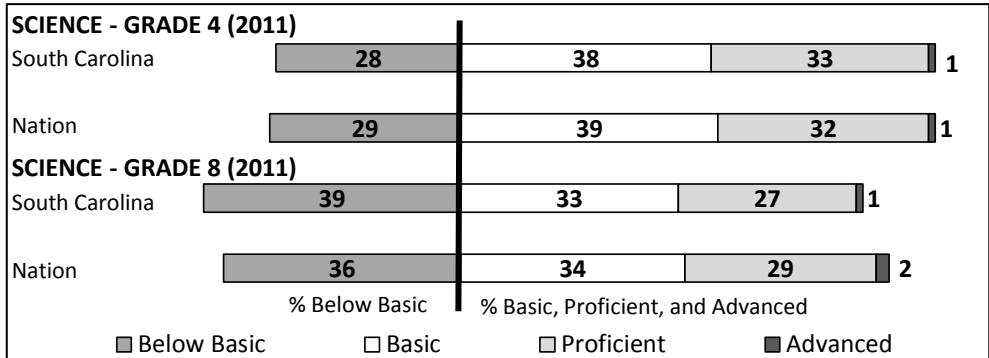


*Professional development days should be devoted exclusively to knowledge and skills in working with children less than eight years old.

Types of Accreditation (More Than One May Apply)

	Not Pursuing accreditation
	Conducting a self-study
X	South Carolina Department of Education
X	Southern Association of Colleges and Schools
	American Montessori Society
	National Association for the Education of Young Children

NAEP PERFORMANCE*

*Performance reported for SC and nation, data not available at school level. Percentages at NAEP Achievement Levels.



SC PERFORMANCE VISION

By 2020 all students will graduate with the knowledge and skills necessary to compete successfully in the global economy, participate in a democratic society and contribute positively as members of families and communities.

Abbreviations Key

N/A-Not Applicable

N/AV-Not Available

N/C-Not Collected

N/R-Not Reported

I/S-Insufficient Sample

TBD-To Be Determined

Bennettsville Primary School
MARLBORO COUNTY SCHOOL DISTRICT
SCHOOL PROFILE

	Our School	Change from Last Year	Primary Schools with Students Like Ours	Median Primary School
Students (n = 529)				
Retention Rate	7.6%	Up from 3.8%	3.1%	2.3%
Attendance Rate	94.6%	Down from 95.1%	95.2%	95.7%
With disabilities	15.3%	Up from 14.7%	10.5%	10.5%
Older than usual for grade	3.6%	Up from 2.3%	1.7%	1.0%
Teachers (n = 31)				
Teachers with advanced degrees	64.5%	Up from 59.4%	54.9%	61.2%
Continuing contract teachers	90.3%	Up from 84.4%	74.1%	80.0%
Teachers returning from previous year	90.6%	Down from 91.5%	88.2%	89.7%
Teacher attendance rate	99.2%	Up from 98.9%	94.6%	95.1%
Average teacher salary*	\$45,035	Up 0.0%	\$44,590	\$46,810
Classes not taught by highly qualified teachers	1.8%	No change	0.0%	0.0%
Professional development days/teacher	8.1 days	Down from 8.7 days	10.5 days	13.8 days
School				
Principal's years at school	3.0	Up from 2.0	2.5	4.0
Student-teacher ratio in core subjects	18.7 to 1	Up from 15.1 to 1	20.6 to 1	21.2 to 1
Prime instructional time	93.5%	Up from 93.2%	89.6%	89.8%
Opportunities in the arts	Fair	Down from Good	Good	Good
SACS accreditation	Yes	No change	Yes	Yes
Character development program	Excellent	No change	Excellent	Excellent
Dollars spent per pupil**	\$7,344	Down 2.1%	\$6,935	\$7,021
Percent of expenditures for instruction**	60.3%	Down from 67.0%	66.0%	67.2%
Percent expenditures for teacher salaries**	64.6%	Up from 64.0%	65.1%	66.6%
ESEA composite index score	52.3	Up from 34.2	71.5	86.7

* Includes current year teachers contracted for 185 or more days.
** Prior year audited financial data are reported.

EVALUATION RESULTS

	Teachers
Number of surveys returned	34
Percent satisfied with learning environment	97.0%
Percent satisfied with social and physical environment	97.0%
Percent satisfied with school-home relations	67.7%

Comprehensive detail, including definitions of ratings, performance criteria, and explanations of status, is available on www.ed.sc.gov and www.eoc.sc.gov as well as school and school district websites.

Printed versions are available from school districts upon request.

N/A-Not Applicable N/AV-Not Available N/C-Not Collected

Abbreviations Key

N/R-Not Reported

REPORT OF PRINCIPAL AND SCHOOL IMPROVEMENT COUNCIL

It is a pleasure to inform you of all the great things that have happened at Bennettsville Primary School (BPS) this year. It is our aim that each child who enters our doors is provided the most comprehensive educational experience possible. We want our students to develop into great achievers. We want every student to have an optimal environment for learning which includes high time on task, active student engagement, and a highly qualified faculty and staff. The faculty and staff at BPS have worked hard to make this goal become a reality. Three different instruments are used to collect data and to measure student achievement at Bennettsville Primary School. They are: Dail-3 (given to Prek students), Dominie (Reading and Writing Assessment for students in Prek through 2nd grade students, and MAP (Measure of Academic Progress given to kindergarten through 2nd grade) Based on the Spring 2014 MAP scores 49% of kindergarten students, 70% of 1st grade, and 69% of 2nd grade met their Target RIT score in ELA. In math 59% of Kindergarten, 80% of 1st grade and 75% of 2nd grade met their Target RIT.

It is our plan to continue to improve instruction through staff development. On the second and fourth Tuesdays students were dismissed early allowing time for staff development. With an increase in staff development and training for teachers, new teaching strategies will help improve instruction in reading, writing, mathematics, science, social studies and financial literacy. The South Carolina Department of Education Literacy Matters Project has provided summer reading materials. Every child at BPS was given eight books to read over the summer. Students are to read and log their reading daily and return the signed Summer Reading Calendars. We have up-graded our learning environment by adding 18 SMART Boards in classrooms. These upgrades have provided students and teachers with 21st Century Technology and enhanced both teaching and learning.

In the Bennettsville Community, we all know that it takes the community to educate the child. Our students must have support from their parents, the school staff, and active business partners in order to achieve success. The BPS Family has continued to stress the importance of parent involvement and has provided many opportunities for parental involvement. We have provided training sessions in ELA and math to help parents to be able to assist children with skills. We would like to take this opportunity to thank our BPS Family, Marlboro County Board of Education, parents, business partners, and other community members for working together to provide the best education possible for the students at Bennettsville Primary School. We are a school “Where Dreams Begin and Become a Reality.”

Clifton Harrington, Principal
Carolyn Karn, SIC Chairman
Lucy Parsons, Board Chairperson

I/S-Insufficient Sample TBD-To Be Determined