



SC Annual School Report Card Summary

Congaree-Wood Early Childhood Center
 LEXINGTON 2
 Grades: PK-1 Enrollment: 688
 Principal: Nicole Singletary
 Superintendent: Dr. Venus J. Holland
 Board Chair: Mr. Bill Bingham, Jr.

PERFORMANCE

Comprehensive detail, including definitions of ratings, performance criteria, and explanations of status, is available on www.ed.sc.gov and www.eoc.sc.gov as well as school and school district websites. Printed versions are available from school districts upon request.

YEAR	ABSOLUTE RATING	GROWTH RATING	PALMETTO GOLD AND SILVER AWARD		ESEA/FEDERAL ACCOUNTABILITY RATING SYSTEM	
			General Performance	Closing the Gap	ESEA Grade	Accountability Indicator
2014	Excellent	Good	TBD	TBD	B	N/A
2013	Excellent	Good	N/A	N/A	D	N/A
2012	Excellent	Good	N/A	N/A	C	N/A

ABSOLUTE RATING OF PRIMARY SCHOOLS WITH STUDENTS LIKE OURS*

EXCELLENT	GOOD	AVERAGE	BELOW AVERAGE	AT-RISK
9	2	0	0	0

* Ratings are calculated with data available by 04/02/2015. Primary Schools like Ours are primary schools with poverty indices of no more than 5% above or below the index for this school.

PRIME INSTRUCTIONAL TIME

Our School	Median Primary School
92.4%	89.8%

STUDENT-TEACHER RATIO IN CORE SUBJECTS

Our School	Median Primary School
9.7 to 1	21.2 to 1

TEACHERS WITH ADVANCED DEGREES

Our School	Median Primary School
61.5%	61.2%

TEACHERS RETURNING FROM PREVIOUS YEAR

Our School	Median Primary School
88.5%	89.7%

PERCENT OF PARENTS ATTENDING CONFERENCES

Our School	Median Primary School
100.0%	100.0%

DAYS OF PROFESSIONAL DEVELOPMENT*

Our School	Median Primary School
11.9 days	10.4 days




*Professional development days should be devoted exclusively to knowledge and skills in working with children less than eight years old.

Types of Accreditation (More Than One May Apply)

	Not Pursuing accreditation
	Conducting a self-study
X	South Carolina Department of Education
X	Southern Association of Colleges and Schools
	American Montessori Society
	National Association for the Education of Young Children

NAEP PERFORMANCE*

*Performance reported for SC and nation, data not available at school level. Percentages at NAEP Achievement Levels.



SC PERFORMANCE VISION

By 2020 all students will graduate with the knowledge and skills necessary to compete successfully in the global economy, participate in a democratic society and contribute positively as members of families and communities.

Abbreviations Key

N/A-Not Applicable N/AV-Not Available N/C-Not Collected N/R-Not Reported I/S-Insufficient Sample TBD-To Be Determined

**Congaree-Wood Early Childhood Center
LEXINGTON 2**

SCHOOL PROFILE

	Our School	Change from Last Year	Primary Schools with Students Like Ours	Median Primary School
Students (n = 688)				
Retention Rate	2.9%	Up from 2.3%	1.9%	2.3%
Attendance Rate	97.4%	Up from 95.9%	95.7%	95.7%
With disabilities	9.6%	Down from 10.1%	11.4%	10.5%
Older than usual for grade	0.9%	No change	0.7%	1.0%
Teachers (n = 39)				
Teachers with advanced degrees	61.5%	Down from 69.4%	64.0%	61.2%
Continuing contract teachers	66.7%	Down from 91.7%	82.1%	80.0%
Teachers returning from previous year	88.5%	Down from 91.8%	89.3%	89.7%
Teacher attendance rate	95.8%	Up from 93.3%	94.7%	95.1%
Average teacher salary*	\$49,059	Down 3.1%	\$47,079	\$46,810
Classes not taught by highly qualified teachers	3.7%	Up from 0.0%	0.0%	0.0%
Professional development days/teacher	13.8 days	Down from 18.4 days	15.1 days	13.8 days
School				
Principal's years at school	2.0	Up from 1.0	6.0	4.0
Student-teacher ratio in core subjects	9.7 to 1	Down from 10.5 to 1	21.8 to 1	21.2 to 1
Prime instructional time	92.4%	Up from 88.1%	89.5%	89.8%
Opportunities in the arts	Good	Up from Fair	Good	Good
SACS accreditation	Yes	No change	Yes	Yes
Character development program	Excellent	No change	Excellent	Excellent
Dollars spent per pupil**	\$7,057	Up 0.5%	\$7,055	\$7,021
Percent of expenditures for instruction**	67.9%	Down from 70.0%	67.3%	67.2%
Percent expenditures for teacher salaries**	66.7%	Down from 67.0%	66.6%	66.6%
ESEA composite index score	80.7	Up from 67.8	88.5	86.7

* Includes current year teachers contracted for 185 or more days.

** Prior year audited financial data are reported.

EVALUATION RESULTS

	Teachers
Number of surveys returned	34
Percent satisfied with learning environment	97.0%
Percent satisfied with social and physical environment	100.0%
Percent satisfied with school-home relations	78.8%

Comprehensive detail, including definitions of ratings, performance criteria, and explanations of status, is available on www.ed.sc.gov and www.eoc.sc.gov as well as school and school district websites.

Printed versions are available from school districts upon request.

Abbreviations Key

N/A-Not Applicable

N/AV-Not Available

N/C-Not Collected

N/R-Not Reported

I/S-Insufficient Sample

TBD-To Be Determined

REPORT OF PRINCIPAL AND SCHOOL IMPROVEMENT COUNCIL

Congaree-Wood Early Childhood Center is a public primary school that has acquired accreditation through AdvancED. Being identified as an early childhood center has not stifled our high academic expectations. We pride ourselves on delivering rigorous instruction for our students under the age of eight years old. Teachers prepare lessons that are relevant in order to make connections with our students. Through purposeful instruction, we have maintained report card ratings of Excellent-Excellent (2009 – 2011) and Excellent-Good (2012-2013).

We are in our second year partnering with United Way's Midlands Reading Consortium. This partnership allows volunteers to come in and tutor or mentor identified students. It is our goal to continue these types of partnerships as we have received positive feedback from the volunteers as well as the classroom teachers. Through this partnership, along with the South Carolina Department of Education, each student preK - 1st (including special education) received 8 books to add to their home libraries in order to encourage literacy development.

Student data indicates that our students are indeed making academic gains. As part of our RTI program, we employed two literacy interventionists who worked with small groups of struggling readers. A data analysis of this program indicates that 68.9% of our first grade students met the end of year target for reading. We have incorporated a Data Teams process in effort to implement instructional strategies proven to positively impact student learning and increase the number of students meeting the target.

In 2012-13, 99.1% of our 4K child development students demonstrated growth on the DIAL-3 assessment with an average growth rate of 68 percentage points. This assessment is used to identify young children at-risk or with delays in one or more of the following developmental areas: cognitive, basic concepts, language, motor, self-help, and social/emotional. Kindergarten students continue to make gradual increases in performance on the Developmental Reading Assessment (DRA). Based on the results of this assessment, teachers are able to differentiate instruction to meet the changing needs of their students.

As a school we participated in several service learning projects. We collected personal health items to donate to Rapha Residential Nursing Home. Additionally, we participated in Jump Rope for Heart through our PE program collecting over \$6000.00. Our recycling team collects chip bags, juice pouches, cans, paper, and cardboard to assist with keeping our school green. Our "green team" continues to raise awareness for the need to recycle as good caretakers of our environment.

Congaree-Wood Early Childhood Center provides a great foundation for the early learner. It is our belief that developing the social, emotional, and academic growth of all students will contribute to a society of life-long learners.

Jennifer Lindler, SIC Chair
Nicole Singletary, Principal