



# SC Annual School Report Card Summary

**Davis Early Childhood Center for Technology**  
**LEXINGTON 2**  
**Grades: PK-2** Enrollment: 578  
**Principal: Vicki J. Traufler, Ph.D.**  
**Superintendent: Dr. Venus J. Holland**  
**Board Chair: Mr. Bill Bingham, Jr.**

## PERFORMANCE

*Comprehensive detail, including definitions of ratings, performance criteria, and explanations of status, is available on [www.ed.sc.gov](http://www.ed.sc.gov) and [www.eoc.sc.gov](http://www.eoc.sc.gov) as well as school and school district websites. Printed versions are available from school districts upon request.*

YEAR	ABSOLUTE RATING	GROWTH RATING	PALMETTO GOLD AND SILVER AWARD		ESEA/FEDERAL ACCOUNTABILITY RATING SYSTEM	
			General Performance	Closing the Gap	ESEA Grade	Accountability Indicator
2014	N/A	N/A	TBD	TBD	D	N/A
2013	N/A	N/A	N/A	N/A	F	N/A
2012	N/A	N/A	N/A	N/A	C	N/A

### ABSOLUTE RATING OF PRIMARY SCHOOLS WITH STUDENTS LIKE OURS\*

EXCELLENT	GOOD	AVERAGE	BELOW AVERAGE	AT-RISK
8	2	1	0	0

*\* Ratings are calculated with data available by 04/02/2015. Primary Schools like Ours are primary schools with poverty indices of no more than 5% above or below the index for this school.*

### PRIME INSTRUCTIONAL TIME

Our School	Median Primary School
92.1%	89.8%

### STUDENT-TEACHER RATIO IN CORE SUBJECTS

Our School	Median Primary School
20.3 to 1	21.2 to 1

### TEACHERS WITH ADVANCED DEGREES

Our School	Median Primary School
43.6%	61.2%

### TEACHERS RETURNING FROM PREVIOUS YEAR

Our School	Median Primary School
N/A	89.7%

### PERCENT OF PARENTS ATTENDING CONFERENCES

Our School	Median Primary School
100.0%	100.0%

### DAYS OF PROFESSIONAL DEVELOPMENT\*

Our School	Median Primary School
16.8 days	10.4 days




*\*Professional development days should be devoted exclusively to knowledge and skills in working with children less than eight years old.*

### Types of Accreditation (More Than One May Apply)

	Not Pursuing accreditation
	Conducting a self-study
X	South Carolina Department of Education
X	Southern Association of Colleges and Schools
	American Montessori Society
	National Association for the Education of Young Children

### NAEP PERFORMANCE\*

*\*Performance reported for SC and nation, data not available at school level. Percentages at NAEP Achievement Levels.*



### SC PERFORMANCE VISION

By 2020 all students will graduate with the knowledge and skills necessary to compete successfully in the global economy, participate in a democratic society and contribute positively as members of families and communities.

### Abbreviations Key

N/A-Not Applicable    N/AV-Not Available    N/C-Not Collected    N/R-Not Reported    I/S-Insufficient Sample    TBD-To Be Determined

**Davis Early Childhood Center for Technology  
LEXINGTON 2**

**SCHOOL PROFILE**

	Our School	Change from Last Year	Primary Schools with Students Like Ours	Median Primary School
<b>Students (n = 578)</b>				
Retention Rate	0.8%	Down from 1.7%	3.1%	2.3%
Attendance Rate	99.9%	Up from 97.2%	95.2%	95.7%
With disabilities	10.9%	Down from 12.3%	10.5%	10.5%
Older than usual for grade	0.5%	Up from 0.4%	1.7%	1.0%
<b>Teachers (n = 39)</b>				
Teachers with advanced degrees	43.6%	Down from 63.6%	54.9%	61.2%
Continuing contract teachers	66.7%	Down from 87.9%	74.1%	80.0%
Teachers returning from previous year	N/A	N/A	88.2%	89.7%
Teacher attendance rate	93.4%	Down from 94.7%	94.6%	95.1%
Average teacher salary*	\$47,275	Down 7.5%	\$44,590	\$46,810
Classes not taught by highly qualified teachers	2.1%	Up from 0.0%	0.0%	0.0%
Professional development days/teacher	18.5 days	Up from 13.4 days	10.5 days	13.8 days
<b>School</b>				
Principal's years at school	3.0	Up from 2.0	2.5	4.0
Student-teacher ratio in core subjects	20.3 to 1	Down from 24.5 to 1	20.6 to 1	21.2 to 1
Prime instructional time	92.1%	Up from 91.1%	89.6%	89.8%
Opportunities in the arts	Good	No change	Good	Good
SACS accreditation	Yes	No change	Yes	Yes
Character development program	Excellent	No change	Excellent	Excellent
Dollars spent per pupil**	\$6,912	Down 0.4%	\$6,935	\$7,021
Percent of expenditures for instruction**	65.7%	Down from 67.0%	66.0%	67.2%
Percent expenditures for teacher salaries**	64.8%	Down from 65.0%	65.1%	66.6%
ESEA composite index score	65.5	Up from 51.8	71.5	86.7

\* Includes current year teachers contracted for 185 or more days.

\*\* Prior year audited financial data are reported.

**EVALUATION RESULTS**

	Teachers
Number of surveys returned	26
Percent satisfied with learning environment	88.4%
Percent satisfied with social and physical environment	84.6%
Percent satisfied with school-home relations	76.9%

Comprehensive detail, including definitions of ratings, performance criteria, and explanations of status, is available on [www.ed.sc.gov](http://www.ed.sc.gov) and [www.eoc.sc.gov](http://www.eoc.sc.gov) as well as school and school district websites.

Printed versions are available from school districts upon request.

**Abbreviations Key**

**N/A**-Not Applicable

**N/AV**-Not Available

**N/C**-Not Collected

**N/R**-Not Reported

**I/S**-Insufficient Sample

**TBD**-To Be Determined

**REPORT OF PRINCIPAL AND SCHOOL IMPROVEMENT COUNCIL**

The students and staff of Davis Early Childhood Center for Technology have had a wonderful and busy school year. This year, we expanded our Montessori infused Program for four-year-old and five-year-old Kindergarten students. This program gives the parents the option to place their children in a Montessori infused classroom where the highly qualified teachers provide a holistic curriculum with specialized materials and methods in addition to the districtwide curriculum.☒

We launched a schoolwide enrichment model this year, and it was highly successful. Students in Grades 1 and 2 selected and participated in two Activity Clubs based on their interests. The Activity Clubs were voluntarily sponsored by our teachers to help prepare our children to be college and career ready through the 21st Century skills of collaboration, communication, critical thinking, and creativity. Some of the Activity Clubs included: Asian Art, Book Clubs, Basketball Team, Davis Dancing Dolls, Construction, Gymnastics, Keyboarding, Legos Story Makers, Cultural Mask Making, Mathematicians, Penpals with Armed Forces, Photography, Readers Theater, Recycling, Spanish, Show Choir, Student Leadership, Techno Squad, Track Team, Student Wellness, Video Reporters for Social Media, Weather Bugs, and Young Authors. Through our Activity Clubs, our students were able to participate in several community service projects, events, and performances, including Fine Arts Night at Airport High School, Busbee Creative Academy for the Arts, Black History Month Celebration at Trinity Baptist, and Cayce Cares. We also recognized College and Career Readiness Days throughout the school year through career parades, a career fair, and vehicle day.☒

In addition to several of our Activity Clubs, our students participated in the National Walk to School Day, Turkey Trot, March of the Penguins, and other activities, earning the Gold Level Partnership with South Carolina Safe Routes to School Program. We continued various other partnerships with the University of South Carolina, Gateways from Cradle to Career, Midlands Tech, Midlands Reading Consortium and United Way of the Midlands, and Francis Marion University. We always enjoy our partnership with our sister schools through PASS Partners, schoolwide professional development, Fall Festival, Spring Fling, and Back to School activities.☒

Our students greatly benefited from our additional staff and programs, including a pilot program for 3 and 4 year old special needs students, technology integration specialists, a Gateways Instructional Coach, and Achieve 3000. We were also pleased that our School Teacher of the Year was selected as the 2013-2014 District Teacher of the Year, representing our district at various functions throughout the state. In keeping with our school motto, our staff, parents, and students help to make Davis Early Childhood Center for Technology "A Magical Place to Learn".☒

Karen S. Moore, School Improvement Council Chair☒

Vicki J. Traufler, Ph.D., Principal