



SC Annual School Report Card Summary

North Myrtle Beach Primary School
HORRY
 Grades: PK-1 Enrollment: 902
 Principal: Renea Anderson Fowler
 Superintendent: Dr. Cynthia Elsberry
 Board Chair: Joe DeFeo

PERFORMANCE

Comprehensive detail, including definitions of ratings, performance criteria, and explanations of status, is available on www.ed.sc.gov and www.eoc.sc.gov as well as school and school district websites. Printed versions are available from school districts upon request.

YEAR	ABSOLUTE RATING	GROWTH RATING	PALMETTO GOLD AND SILVER AWARD		ESEA/FEDERAL ACCOUNTABILITY RATING SYSTEM	
			General Performance	Closing the Gap	ESEA Grade	Accountability Indicator
2014	Excellent	Average	TBD	TBD	A	N/A
2013	Good	At-Risk	N/A	N/A	C	N/A
2012	Excellent	Excellent	N/A	N/A	A	N/A

ABSOLUTE RATING OF PRIMARY SCHOOLS WITH STUDENTS LIKE OURS*

EXCELLENT	GOOD	AVERAGE	BELOW AVERAGE	AT-RISK
6	3	0	0	0

* Ratings are calculated with data available by 04/02/2015. Primary Schools like Ours are primary schools with poverty indices of no more than 5% above or below the index for this school.

PRIME INSTRUCTIONAL TIME

Our School	Median Primary School
87.8%	89.8%

STUDENT-TEACHER RATIO IN CORE SUBJECTS

Our School	Median Primary School
24.6 to 1	21.2 to 1

TEACHERS WITH ADVANCED DEGREES

Our School	Median Primary School
60.8%	61.2%

TEACHERS RETURNING FROM PREVIOUS YEAR

Our School	Median Primary School
93.5%	89.7%

PERCENT OF PARENTS ATTENDING CONFERENCES

Our School	Median Primary School
99.9%	100.0%

DAYS OF PROFESSIONAL DEVELOPMENT*

Our School	Median Primary School
12.4 days	10.4 days


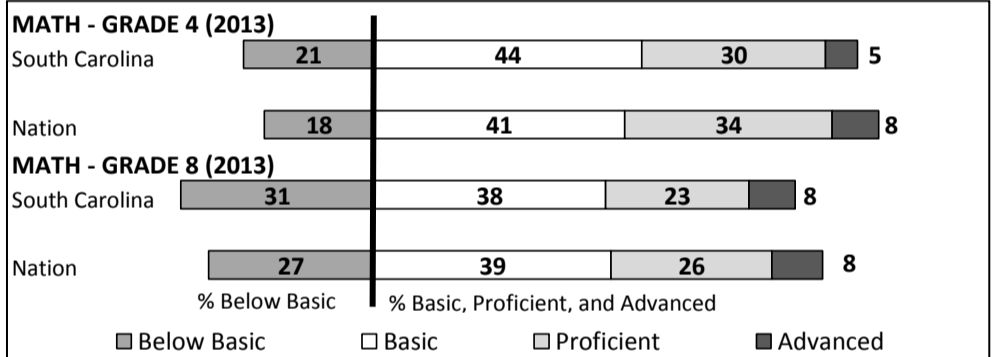

*Professional development days should be devoted exclusively to knowledge and skills in working with children less than eight years old.

Types of Accreditation (More Than One May Apply)

	Not Pursuing accreditation
	Conducting a self-study
X	South Carolina Department of Education
X	Southern Association of Colleges and Schools
	American Montessori Society
	National Association for the Education of Young Children

NAEP PERFORMANCE*

*Performance reported for SC and nation, data not available at school level. Percentages at NAEP Achievement Levels.



SC PERFORMANCE VISION

By 2020 all students will graduate with the knowledge and skills necessary to compete successfully in the global economy, participate in a democratic society and contribute positively as members of families and communities.

Abbreviations Key

N/A-Not Applicable N/AV-Not Available N/C-Not Collected N/R-Not Reported I/S-Insufficient Sample TBD-To Be Determined

**North Myrtle Beach Primary School
HORRY**

SCHOOL PROFILE

	Our School	Change from Last Year	Primary Schools with Students Like Ours	Median Primary School
Students (n = 902)				
Retention Rate	0.3%	Down from 2.4%	2.4%	2.3%
Attendance Rate	97.1%	Up from 96.7%	95.7%	95.7%
With disabilities	7.7%	Down from 8.9%	11.7%	10.5%
Older than usual for grade	0.3%	Down from 0.7%	0.7%	1.0%
Teachers (n = 51)				
Teachers with advanced degrees	60.8%	Down from 62.7%	60.9%	61.2%
Continuing contract teachers	84.3%	Down from 86.3%	80.0%	80.0%
Teachers returning from previous year	93.5%	Down from 94.8%	88.1%	89.7%
Teacher attendance rate	93.7%	Down from 94.0%	94.7%	95.1%
Average teacher salary*	\$54,199	Down 0.4%	\$48,150	\$46,810
Classes not taught by highly qualified teachers	0.5%	Up from 0.0%	0.0%	0.0%
Professional development days/teacher	18.6 days	Up from 12.7 days	17.2 days	13.8 days
School				
Principal's years at school	5.0	Up from 4.0	8.0	4.0
Student-teacher ratio in core subjects	24.6 to 1	Up from 22.3 to 1	21.1 to 1	21.2 to 1
Prime instructional time	87.8%	Down from 88.4%	89.5%	89.8%
Opportunities in the arts	Good	No change	Good	Good
SACS accreditation	Yes	No change	Yes	Yes
Character development program	Excellent	No change	Excellent	Excellent
Dollars spent per pupil**	\$9,034	Up 1.3%	\$7,396	\$7,021
Percent of expenditures for instruction**	65.4%	Down from 69.0%	68.5%	67.2%
Percent expenditures for teacher salaries**	64.8%	Down from 65.0%	67.8%	66.6%
ESEA composite index score	91.3	Up from 74.8	91.3	86.7

* Includes current year teachers contracted for 185 or more days.

** Prior year audited financial data are reported.

EVALUATION RESULTS

	Teachers
Number of surveys returned	44
Percent satisfied with learning environment	86.4%
Percent satisfied with social and physical environment	95.5%
Percent satisfied with school-home relations	93.4%

Comprehensive detail, including definitions of ratings, performance criteria, and explanations of status, is available on www.ed.sc.gov and www.eoc.sc.gov as well as school and school district websites.

Printed versions are available from school districts upon request.

Abbreviations Key

N/A-Not Applicable

N/AV-Not Available

N/C-Not Collected

N/R-Not Reported

I/S-Insufficient Sample

TBD-To Be Determined

REPORT OF PRINCIPAL AND SCHOOL IMPROVEMENT COUNCIL

Nestled in the middle of a wonderful community within the city limits of North Myrtle Beach, just blocks from the Atlantic Ocean and Intracoastal Waterway, North Myrtle Beach Primary is an awesome place where young children start their educational journey. North Myrtle Beach Primary serves students within the city limits of North Myrtle Beach as well as those in the county limits on the other side of the Intracoastal Waterway. The school houses 3 and 4 year olds under Preschoolers with Disabilities, Pre-Kindergarten, Kindergarteners, and First Graders. ☒

☒ Based on solid research, North Myrtle Beach Primary uses a core reading program that concentrates on phonics and is called "Imagine It!" The use of the program has yielded positive results for the students. The program starts in our Child Development four- year old program. Along with our core reading program, the district provides a universal reading screening for all students. From this screening, students who were identified as needing an intensive intervention program participate in a program called "BURST". This program provides constant progress monitoring that is shared with our School Data Team throughout the year. Also based on research, our Everyday Math Curriculum is taught in all grade levels and integrates a spiral approach of the math standards. ☒

☒ North Myrtle Beach Primary has utilized the State Department of Education's Positive Behavior Intervention System for around ten years. The Positive Behavior Intervention System provides a way to increase and recognize good behavior and decrease negative behavior. Our quarterly Celebration Ceremonies are held to recognize students for their positive behavior and academic successes. The combination of positive behavior and academic successes is a winning combination at North Myrtle Beach Primary. ☒

☒ Our PTO continues to supply the extra resources which our school and students need to be the best it can be. The PTO's involvement adds greatly to the success of our students. Our volunteer program brings forth approximately 150 volunteers who give of their time in a variety of capacities. We are so fortunate to have these individuals supporting our school, teachers and students on a daily basis.☒

☒ This year our First Grade students continued taking Yoga one day a week prior to the instructional day beginning. Our students, although young in age, participated in donating canned goods to the local food bank, coat drives, Box Tops for Education, Campbell's Soup Labels, Jump Rope for Heart, Relay for Life, Christmas Angels and a myriad of other worthy causes throughout the year. ☒

☒ North Myrtle Beach Primary and local Businesses in our area partner together to award students for positive behavior along with academic success. We could not do it without them.☒

☒ W. Renea Fowler, Principal☒

☒ Stephanie Duelley, School Improvement Chairperson