



SC Annual School Report Card Summary

Ninety Six Primary School
GREENWOOD 52
Grades: PK-2 Enrollment: 475
Principal: Jane Calhoun
Superintendent: Dr. Mark Petersen
Board Chair: Sam Corley

PERFORMANCE

Comprehensive detail, including definitions of ratings, performance criteria, and explanations of status, is available on www.ed.sc.gov and www.eoc.sc.gov as well as school and school district websites. Printed versions are available from school districts upon request.

YEAR	ABSOLUTE RATING	GROWTH RATING	PALMETTO GOLD AND SILVER AWARD		ESEA/FEDERAL ACCOUNTABILITY RATING SYSTEM	
			General Performance	Closing the Gap	ESEA Grade	Accountability Indicator
2014	Good	At-Risk	TBD	TBD	A	N/A
2013	Excellent	Good	N/A	N/A	A	N/A
2012	Excellent	Good	N/A	N/A	A	N/A

ABSOLUTE RATING OF PRIMARY SCHOOLS WITH STUDENTS LIKE OURS*

EXCELLENT	GOOD	AVERAGE	BELOW AVERAGE	AT-RISK
2	1	0	0	0

** Ratings are calculated with data available by 04/02/2015. Primary Schools like Ours are primary schools with poverty indices of no more than 5% above or below the index for this school.*

PRIME INSTRUCTIONAL TIME

Our School	Median Primary School
90.8%	89.8%

STUDENT-TEACHER RATIO IN CORE SUBJECTS

Our School	Median Primary School
23.9 to 1	21.2 to 1

TEACHERS WITH ADVANCED DEGREES

Our School	Median Primary School
42.3%	61.2%

TEACHERS RETURNING FROM PREVIOUS YEAR

Our School	Median Primary School
95.7%	89.7%

PERCENT OF PARENTS ATTENDING CONFERENCES

Our School	Median Primary School
98.8%	100.0%

DAYS OF PROFESSIONAL DEVELOPMENT*

Our School	Median Primary School
9.8 days	10.4 days

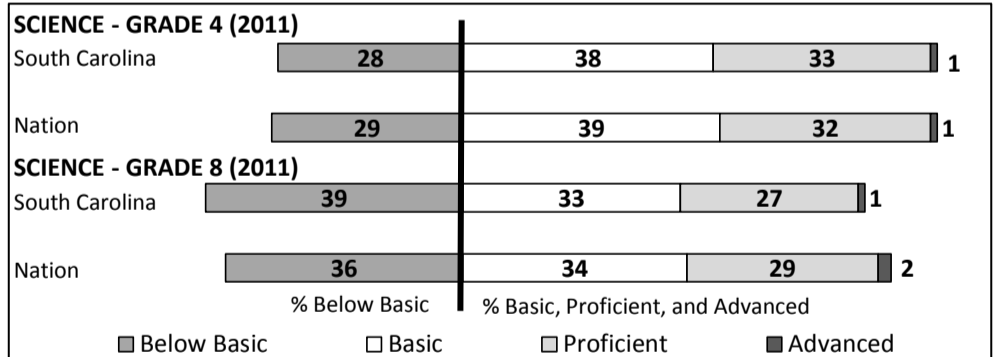
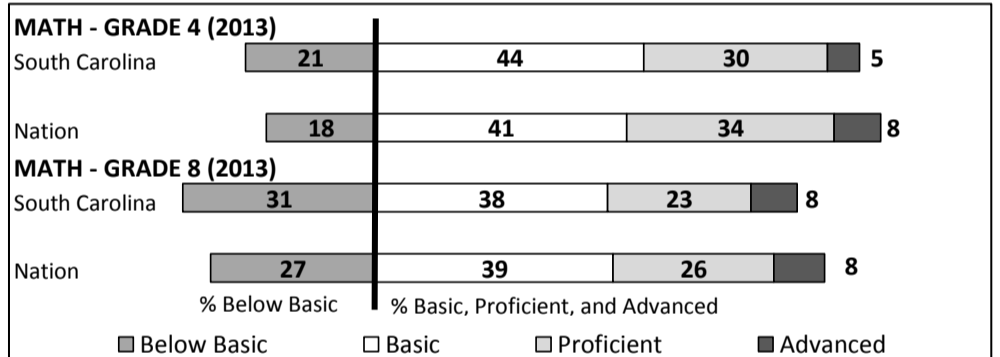

**Professional development days should be devoted exclusively to knowledge and skills in working with children less than eight years old.*

Types of Accreditation (More Than One May Apply)

	Not Pursuing accreditation
	Conducting a self-study
X	South Carolina Department of Education
X	Southern Association of Colleges and Schools
	American Montessori Society
	National Association for the Education of Young Children

NAEP PERFORMANCE*

**Performance reported for SC and nation, data not available at school level. Percentages at NAEP Achievement Levels.*



SC PERFORMANCE VISION

By 2020 all students will graduate with the knowledge and skills necessary to compete successfully in the global economy, participate in a democratic society and contribute positively as members of families and communities.

Abbreviations Key

N/A-Not Applicable **N/AV**-Not Available **N/C**-Not Collected **N/R**-Not Reported **I/S**-Insufficient Sample **TBD**-To Be Determined

**Ninety Six Primary School
GREENWOOD 52**

SCHOOL PROFILE

	Our School	Change from Last Year	Primary Schools with Students Like Ours	Median Primary School
Students (n = 475)				
Retention Rate	3.2%	Up from 2.3%	2.8%	2.3%
Attendance Rate	96.0%	Up from 95.8%	96.0%	95.7%
With disabilities	10.1%	Up from 9.9%	11.9%	10.5%
Older than usual for grade	1.0%	Down from 1.2%	1.2%	1.0%
Teachers (n = 26)				
Teachers with advanced degrees	42.3%	Down from 45.8%	52.6%	61.2%
Continuing contract teachers	84.6%	Down from 87.5%	78.4%	80.0%
Teachers returning from previous year	95.7%	Down from 97.1%	94.1%	89.7%
Teacher attendance rate	94.7%	Up from 94.5%	95.2%	95.1%
Average teacher salary*	\$48,784	Down 3.1%	\$48,585	\$46,810
Classes not taught by highly qualified teachers	0.0%	No change	0.0%	0.0%
Professional development days/teacher	9.8 days	Up from 5.6 days	9.8 days	13.8 days
School				
Principal's years at school	1.0	Down from 9.0	2.0	4.0
Student-teacher ratio in core subjects	23.9 to 1	Up from 19.4 to 1	22.5 to 1	21.2 to 1
Prime instructional time	90.8%	Up from 89.8%	91.0%	89.8%
Opportunities in the arts	Good	No change	Good	Good
SACS accreditation	Yes	No change	Yes	Yes
Character development program	Average	Down from Excellent	Excellent	Excellent
Dollars spent per pupil**	\$6,483	Down 4.3%	\$6,657	\$7,021
Percent of expenditures for instruction**	66.0%	Down from 69.0%	70.1%	67.2%
Percent expenditures for teacher salaries**	65.8%	Up from 65.0%	69.6%	66.6%
ESEA composite index score	91.2	Down from 97.3	92.1	86.7

* Includes current year teachers contracted for 185 or more days.

** Prior year audited financial data are reported.

EVALUATION RESULTS

	Teachers
Number of surveys returned	16
Percent satisfied with learning environment	81.3%
Percent satisfied with social and physical environment	93.8%
Percent satisfied with school-home relations	93.4%

Comprehensive detail, including definitions of ratings, performance criteria, and explanations of status, is available on www.ed.sc.gov and www.eoc.sc.gov as well as school and school district websites.

Printed versions are available from school districts upon request.

Abbreviations Key

N/A-Not Applicable

N/AV-Not Available

N/C-Not Collected

N/R-Not Reported

I/S-Insufficient Sample

TBD-To Be Determined

REPORT OF PRINCIPAL AND SCHOOL IMPROVEMENT COUNCIL

The G. Frank Russell Career Center is a multidistrict center that serves Greenwood School Districts 50, 51 and 52. Our school received an excellent rating from the State of South Carolina and was recognized as a Palmetto Gold School in 2012 and 2013. ☒

☒

In the 2013-2014 school year, we had nineteen certified staff members that offer eighteen different programs and taught over two thousand students. We had one hundred and fifty nine program completers, fifty three Work Ethic Certificate Recipients and inducted forty four students into the National Technical Honor Society. At the State SkillsUSA competition we had three third place winners, one second place finisher and three first place winners that have an opportunity to compete this summer at the National Leadership and Skills Conference. We also participated in service projects with the March of Dimes, Relay for Life, Salvation Army, Meg's House, The Pathway House and the United Way.☒

☒

We believe all students have the right to learn in a safe, comfortable and disciplined environment. We commit ourselves to student success and believe every student should have an opportunity to fulfill his or her potential. We are proud of our school, our community and we look forward to the future.☒

☒

Dr. Steve Glenn, Director☒

☒

Kelly McWhorter, School Advisory Committee Chair