



SC Annual School Report Card Summary

Southside Early Childhood Center
 DARLINGTON COUNTY
 Grades: K Enrollment: 298
 Principal: Patricia Toney
 Superintendent: Dr. Eddie Ingram
 Board Chair: Warren Jeffords

PERFORMANCE

Comprehensive detail, including definitions of ratings, performance criteria, and explanations of status, is available on www.ed.sc.gov and www.eoc.sc.gov as well as school and school district websites. Printed versions are available from school districts upon request.

YEAR	ABSOLUTE RATING	GROWTH RATING	PALMETTO GOLD AND SILVER AWARD		ESEA/FEDERAL ACCOUNTABILITY RATING SYSTEM	
			General Performance	Closing the Gap	ESEA Grade	Accountability Indicator
2014	Excellent	Excellent	TBD	TBD	A	N/A
2013	Excellent	Excellent	N/A	N/A	A	N/A
2012	Excellent	Good	N/A	N/A	A	N/A

ABSOLUTE RATING OF PRIMARY SCHOOLS WITH STUDENTS LIKE OURS*

EXCELLENT	GOOD	AVERAGE	BELOW AVERAGE	AT-RISK
9	2	0	0	0

* Ratings are calculated with data available by 04/02/2015. Primary Schools like Ours are primary schools with poverty indices of no more than 5% above or below the index for this school.

PRIME INSTRUCTIONAL TIME

Our School	Median Primary School
88.1%	89.8%

STUDENT-TEACHER RATIO IN CORE SUBJECTS

Our School	Median Primary School
25.5 to 1	21.2 to 1

TEACHERS WITH ADVANCED DEGREES

Our School	Median Primary School
70.0%	61.2%

TEACHERS RETURNING FROM PREVIOUS YEAR

Our School	Median Primary School
95.2%	89.7%

PERCENT OF PARENTS ATTENDING CONFERENCES

Our School	Median Primary School
100.0%	100.0%

DAYS OF PROFESSIONAL DEVELOPMENT*

Our School	Median Primary School
19.1 days	10.4 days




*Professional development days should be devoted exclusively to knowledge and skills in working with children less than eight years old.

Types of Accreditation (More Than One May Apply)

	Not Pursuing accreditation
	Conducting a self-study
X	South Carolina Department of Education
X	Southern Association of Colleges and Schools
	American Montessori Society
X	National Association for the Education of Young Children

NAEP PERFORMANCE*

*Performance reported for SC and nation, data not available at school level. Percentages at NAEP Achievement Levels.



SC PERFORMANCE VISION

By 2020 all students will graduate with the knowledge and skills necessary to compete successfully in the global economy, participate in a democratic society and contribute positively as members of families and communities.

Abbreviations Key

N/A-Not Applicable N/AV-Not Available N/C-Not Collected N/R-Not Reported I/S-Insufficient Sample TBD-To Be Determined

**Southside Early Childhood Center
DARLINGTON COUNTY**

SCHOOL PROFILE

	Our School	Change from Last Year	Primary Schools with Students Like Ours	Median Primary School
Students (n = 298)				
Retention Rate	1.7%	Up from 0.7%	1.9%	2.3%
Attendance Rate	96.5%	Up from 94.7%	95.7%	95.7%
With disabilities	11.4%	Up from 10.3%	11.3%	10.5%
Older than usual for grade	0.3%	Down from 0.7%	0.7%	1.0%
Teachers (n = 20)				
Teachers with advanced degrees	70.0%	Up from 63.6%	66.7%	61.2%
Continuing contract teachers	85.0%	Down from 90.9%	84.0%	80.0%
Teachers returning from previous year	95.2%	Down from 98.3%	93.0%	89.7%
Teacher attendance rate	93.5%	Down from 93.6%	94.7%	95.1%
Average teacher salary*	\$45,215	Down 5.3%	\$49,059	\$46,810
Classes not taught by highly qualified teachers	0.0%	No change	0.0%	0.0%
Professional development days/teacher	23.3 days	Up from 15.2 days	19.9 days	13.8 days
School				
Principal's years at school	14.0	Up from 13.0	4.0	4.0
Student-teacher ratio in core subjects	25.5 to 1	Up from 21.9 to 1	21.8 to 1	21.2 to 1
Prime instructional time	88.1%	Up from 87.7%	89.1%	89.8%
Opportunities in the arts	Good	No change	Good	Good
SACS accreditation	Yes	No change	Yes	Yes
Character development program	Good	Down from Excellent	Excellent	Excellent
Dollars spent per pupil**	\$9,515	Up 18.9%	\$7,055	\$7,021
Percent of expenditures for instruction**	67.3%	Down from 69.0%	67.4%	67.2%
Percent expenditures for teacher salaries**	66.6%	Up from 66.0%	66.7%	66.6%
ESEA composite index score	94.2	Down from 96.4	86.4	86.7

* Includes current year teachers contracted for 185 or more days.

** Prior year audited financial data are reported.

EVALUATION RESULTS

	Teachers
Number of surveys returned	11
Percent satisfied with learning environment	100.0%
Percent satisfied with social and physical environment	100.0%
Percent satisfied with school-home relations	100.0%

Comprehensive detail, including definitions of ratings, performance criteria, and explanations of status, is available on www.ed.sc.gov and www.eoc.sc.gov as well as school and school district websites.

Printed versions are available from school districts upon request.

Abbreviations Key

N/A-Not Applicable

N/AV-Not Available

N/C-Not Collected

N/R-Not Reported

I/S-Insufficient Sample

TBD-To Be Determined

REPORT OF PRINCIPAL AND SCHOOL IMPROVEMENT COUNCIL

Kindergarten plays a unique role in a child’s educational experience, serving as a transition from home or pre-school experiences to formal schooling. Southside Early Childhood Center provides the kindergarten experience that is critical in establishing positive feelings about coming to school and the child’s view of self as a capable learner. The environment at Southside Early Child Center supports children’s natural disposition for learning. Our students are encouraged to dream, to imagine possibilities and to strive for excellence. The foundations for family learning and involvement in the child’s education are supported and welcomed at our school. ☒

This school year has been an exciting and rewarding experience for our students, parents, faculty and staff. Collectively, we enjoyed the honor of receiving an excellent grade on the school report card. Similarly, several members of our faculty and staff received individual recognition for their outstanding work: Mrs. Amy Thomas, Speech Clinician received our school’s Teacher of the Year award. ☒

The PTO raised funds for playground equipment and items for school beautification. Through those efforts each teacher received money for classroom supplies. The PTO and Title One sponsored our annual Father-Daughter Sweetheart Dance and Mother-Son Dance. Speakers shared parenting and reading tips for the parents at both events and each parent received a book to share with their child. ☒

This is our Third year as a Comer School Development Program which is part of the P.U.L.S.E. initiative. We are continuing to learn and implement the model with diligence. This year we informed our students and parents of the Developmental Pathways through newsletters, activities, literature and Family Nights centered on each Pathway. We held our first Family Movie Night in the cafeteria demonstrating the Social and Psychological Pathways using the movie viewed, and to demonstrate the Physical Pathway we held a Zumba Family Fun Night where parents and students exercised, ate nutritious snacks and received information from our school nurse on healthy eating. ☒

Our students are recognized for exhibiting good character traits through our Terrific Kids program. Our students are challenged to do their best in everything. The school reached its MAP Reading and Math goals for the year with a mean score of 158. We also met our Dominie Text level reading goal of 86% of our students scoring at or above grade level. ☒

Southside Early Childhood Center is committed to teaching in ways that are consistent with the needs of young children as learners. We believe that learning environments and instructional strategies should consistently provide age, individual, and culturally appropriate experiences. ☒

Southside Early Childhood Center is a community where children learn and grow. It is a place where “Children Come First”. ☒

Patricia A. Toney, Principal

Rachel

Marino, School Improvement Council