



# SC Annual School Report Card Summary

**Pate Elementary**  
**DARLINGTON COUNTY**  
**Grades: K-2** Enrollment: 408  
**Principal: Emily Lunn**  
**Superintendent: Dr. Eddie Ingram**  
**Board Chair: Warren Jeffords**

## PERFORMANCE

*Comprehensive detail, including definitions of ratings, performance criteria, and explanations of status, is available on [www.ed.sc.gov](http://www.ed.sc.gov) and [www.eoc.sc.gov](http://www.eoc.sc.gov) as well as school and school district websites. Printed versions are available from school districts upon request.*

YEAR	ABSOLUTE RATING	GROWTH RATING	PALMETTO GOLD AND SILVER AWARD		ESEA/FEDERAL ACCOUNTABILITY RATING SYSTEM	
			General Performance	Closing the Gap	ESEA Grade	Accountability Indicator
2014	Excellent	Excellent	TBD	TBD	B	N/A
2013	Excellent	Excellent	N/A	N/A	B	N/A
2012	Excellent	Good	N/A	N/A	A	N/A

### ABSOLUTE RATING OF PRIMARY SCHOOLS WITH STUDENTS LIKE OURS\*

EXCELLENT	GOOD	AVERAGE	BELOW AVERAGE	AT-RISK
8	2	1	0	0

*\* Ratings are calculated with data available by 04/02/2015. Primary Schools like Ours are primary schools with poverty indices of no more than 5% above or below the index for this school.*

### PRIME INSTRUCTIONAL TIME

Our School	Median Primary School
90.0%	89.8%

### STUDENT-TEACHER RATIO IN CORE SUBJECTS

Our School	Median Primary School
22.1 to 1	21.2 to 1

### TEACHERS WITH ADVANCED DEGREES

Our School	Median Primary School
75.0%	61.2%

### TEACHERS RETURNING FROM PREVIOUS YEAR

Our School	Median Primary School
83.5%	89.7%

### PERCENT OF PARENTS ATTENDING CONFERENCES

Our School	Median Primary School
99.8%	100.0%

### DAYS OF PROFESSIONAL DEVELOPMENT\*

Our School	Median Primary School
14.1 days	10.4 days


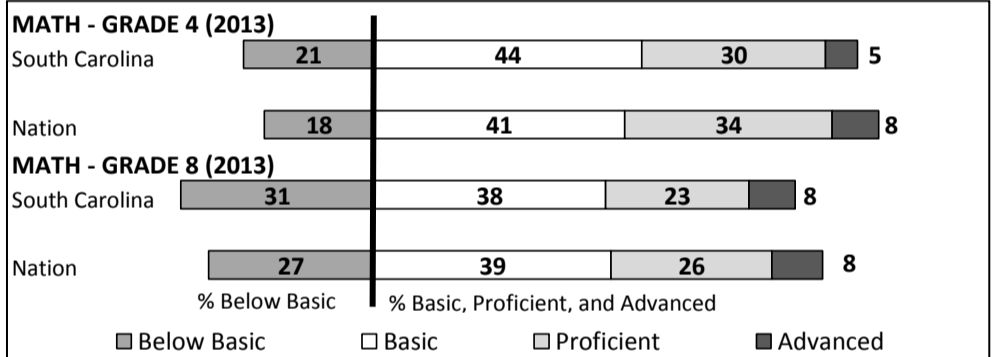

*\*Professional development days should be devoted exclusively to knowledge and skills in working with children less than eight years old.*

### Types of Accreditation (More Than One May Apply)

	Not Pursuing accreditation
	Conducting a self-study
X	South Carolina Department of Education
X	Southern Association of Colleges and Schools
	American Montessori Society
	National Association for the Education of Young Children

### NAEP PERFORMANCE\*

*\*Performance reported for SC and nation, data not available at school level. Percentages at NAEP Achievement Levels.*



### SC PERFORMANCE VISION

By 2020 all students will graduate with the knowledge and skills necessary to compete successfully in the global economy, participate in a democratic society and contribute positively as members of families and communities.

### Abbreviations Key

N/A-Not Applicable    N/AV-Not Available    N/C-Not Collected    N/R-Not Reported    I/S-Insufficient Sample    TBD-To Be Determined

**Pate Elementary  
DARLINGTON COUNTY  
SCHOOL PROFILE**

	Our School	Change from Last Year	Primary Schools with Students Like Ours	Median Primary School
<b>Students (n = 408)</b>				
Retention Rate	5.4%	Down from 6.3%	3.1%	2.3%
Attendance Rate	94.7%	Up from 94.1%	95.2%	95.7%
With disabilities	16.6%	Up from 16.2%	10.5%	10.5%
Older than usual for grade	4.4%	Up from 3.4%	1.7%	1.0%
<b>Teachers (n = 24)</b>				
Teachers with advanced degrees	75.0%	Down from 80.0%	54.9%	61.2%
Continuing contract teachers	79.2%	Down from 84.0%	74.1%	80.0%
Teachers returning from previous year	83.5%	Down from 84.0%	88.2%	89.7%
Teacher attendance rate	97.2%	Up from 95.2%	94.6%	95.1%
Average teacher salary*	\$46,936	Down 0.9%	\$44,590	\$46,810
Classes not taught by highly qualified teachers	0.0%	Down from 1.3%	0.0%	0.0%
Professional development days/teacher	17.8 days	Down from 23.8 days	10.5 days	13.8 days
<b>School</b>				
Principal's years at school	1.0	Down from 10.0	2.5	4.0
Student-teacher ratio in core subjects	22.1 to 1	Down from 26.7 to 1	20.6 to 1	21.2 to 1
Prime instructional time	90.0%	Up from 87.5%	89.6%	89.8%
Opportunities in the arts	Good	No change	Good	Good
SACS accreditation	Yes	No change	Yes	Yes
Character development program	Excellent	No change	Excellent	Excellent
Dollars spent per pupil**	\$7,503	Up 0.4%	\$6,935	\$7,021
Percent of expenditures for instruction**	67.0%	Down from 68.0%	66.0%	67.2%
Percent expenditures for teacher salaries**	66.5%	Down from 67.0%	65.1%	66.6%
ESEA composite index score	87.8	Up from 85.8	71.5	86.7

\* Includes current year teachers contracted for 185 or more days.

\*\* Prior year audited financial data are reported.

**EVALUATION RESULTS**

	Teachers
Number of surveys returned	28
Percent satisfied with learning environment	100.0%
Percent satisfied with social and physical environment	96.4%
Percent satisfied with school-home relations	92.8%

Comprehensive detail, including definitions of ratings, performance criteria, and explanations of status, is available on [www.ed.sc.gov](http://www.ed.sc.gov) and [www.eoc.sc.gov](http://www.eoc.sc.gov) as well as school and school district websites.

Printed versions are available from school districts upon request.

**Abbreviations Key**

N/A-Not Applicable

N/AV-Not Available

N/C-Not Collected

N/R-Not Reported

I/S-Insufficient Sample

TBD-To Be Determined

**REPORT OF PRINCIPAL AND SCHOOL IMPROVEMENT COUNCIL**

Excellence continued at Pate Elementary during the 2013-2014 school year. Our school excelled in meeting the needs of all students, provided quality professional development for the faculty and staff and involved parents in the academic growth of their children. Pate's PTA plays a vital part in the success of the school. Funds were provided to create a welcoming and caring school environment. [?]

Professional development was essential to Pate teachers this school year. All teachers continued their training in best practices in literacy instruction. Literacy instruction continued to be a primary focus for the faculty and staff. Our professional development was enriched by our participation in the High Progress Literacy Classroom again offered by the South Carolina Department of Education. We also attended workshops offered by the South Carolina Department of Education. [?]

Integrating the school-wide Title I project enabled the school to continue its focus on parent involvement and also, provide quality instructional programs. Title I funded the parent involvement activities throughout the year. The SuccessMaker computer lab software was maintained. Workshops provided parents with methods to assist their children for continued success. Special events for parents included our annual "Writing Fair" to showcase student work; a "Daddy/Daughter Dance" for fathers and daughters; and other family-themed nights. [?]

The character education program was evident in the daily activities of the school. Each day the Code of Ethics was recited, character words of the week were emphasized and character-building activities for parents and students to do together were provided in the monthly newsletter. In addition, a school-wide theme of Ready, Respectful, and Responsible continued during Morning Meetings in each classroom in order to instill in our children the qualities of good citizenship. This provided an avenue for teachers to emphasize positive and appropriate school behaviors. Student excitement was evident each day as the students received accolades for exhibiting these character traits. [?]

Our school received an Excellent State Report Card rating from the SC State Department of Education. We applied again and won the title of an Exemplary Writing School. Mrs. Irby DuBose was chosen as the Teacher of the Year. Our custodians continued to receive recognition as they earned the "Clean School of the Year" from our school district for the fourth consecutive year. [?]

These accomplishments, along with many not stated, make Pate the distinguished school that it is. We believe that the success of Pate Elementary is the result of the support provided by our parents, community, students, and faculty. We have high expectations of our students, parents and ourselves as we continue our journey of EXCELLENCE! [?]

Emily Lunn, Principal [?]

Janeen Thomas, SIC Chairperson