



SC Annual School Report Card Summary

Lamar Elementary
 DARLINGTON COUNTY
 Grades: K-2 Enrollment: 270
 Principal: Garry Flowers
 Superintendent: Dr. Eddie Ingram
 Board Chair: Warren Jeffords

PERFORMANCE

Comprehensive detail, including definitions of ratings, performance criteria, and explanations of status, is available on www.ed.sc.gov and www.eoc.sc.gov as well as school and school district websites. Printed versions are available from school districts upon request.

YEAR	ABSOLUTE RATING	GROWTH RATING	PALMETTO GOLD AND SILVER AWARD		ESEA/FEDERAL ACCOUNTABILITY RATING SYSTEM	
			General Performance	Closing the Gap	ESEA Grade	Accountability Indicator
2014	Excellent	Good	TBD	TBD	B	N/A
2013	Excellent	Good	N/A	N/A	F	N/A
2012	Excellent	Excellent	N/A	N/A	A	N/A

ABSOLUTE RATING OF PRIMARY SCHOOLS WITH STUDENTS LIKE OURS*

EXCELLENT	GOOD	AVERAGE	BELOW AVERAGE	AT-RISK
11	2	0	0	0

* Ratings are calculated with data available by 04/02/2015. Primary Schools like Ours are primary schools with poverty indices of no more than 5% above or below the index for this school.

PRIME INSTRUCTIONAL TIME

Our School	Median Primary School
89.1%	89.8%

STUDENT-TEACHER RATIO IN CORE SUBJECTS

Our School	Median Primary School
21.0 to 1	21.2 to 1

TEACHERS WITH ADVANCED DEGREES

Our School	Median Primary School
61.9%	61.2%

TEACHERS RETURNING FROM PREVIOUS YEAR

Our School	Median Primary School
90.5%	89.7%

PERCENT OF PARENTS ATTENDING CONFERENCES

Our School	Median Primary School
100.0%	100.0%

DAYS OF PROFESSIONAL DEVELOPMENT*

Our School	Median Primary School
12.9 days	10.4 days




*Professional development days should be devoted exclusively to knowledge and skills in working with children less than eight years old.

Types of Accreditation (More Than One May Apply)

	Not Pursuing accreditation
	Conducting a self-study
X	South Carolina Department of Education
X	Southern Association of Colleges and Schools
	American Montessori Society
	National Association for the Education of Young Children

NAEP PERFORMANCE*

*Performance reported for SC and nation, data not available at school level. Percentages at NAEP Achievement Levels.



SC PERFORMANCE VISION

By 2020 all students will graduate with the knowledge and skills necessary to compete successfully in the global economy, participate in a democratic society and contribute positively as members of families and communities.

Abbreviations Key

N/A-Not Applicable N/AV-Not Available N/C-Not Collected N/R-Not Reported I/S-Insufficient Sample TBD-To Be Determined

**Lamar Elementary
DARLINGTON COUNTY**

SCHOOL PROFILE

	Our School	Change from Last Year	Primary Schools with Students Like Ours	Median Primary School
Students (n = 270)				
Retention Rate	5.6%	Down from 8.4%	1.8%	2.3%
Attendance Rate	96.1%	Up from 95.7%	95.7%	95.7%
With disabilities	11.7%	Up from 9.1%	10.4%	10.5%
Older than usual for grade	3.8%	Down from 4.2%	0.8%	1.0%
Teachers (n = 21)				
Teachers with advanced degrees	61.9%	Down from 78.9%	64.2%	61.2%
Continuing contract teachers	71.4%	Down from 84.2%	80.7%	80.0%
Teachers returning from previous year	90.5%	Up from 89.2%	90.5%	89.7%
Teacher attendance rate	95.5%	Up from 95.2%	94.6%	95.1%
Average teacher salary*	\$46,708	Down 1.4%	\$46,945	\$46,810
Classes not taught by highly qualified teachers	0.0%	No change	0.0%	0.0%
Professional development days/teacher	20.8 days	Up from 16.1 days	15.0 days	13.8 days
School				
Principal's years at school	13.0	Up from 12.0	4.0	4.0
Student-teacher ratio in core subjects	21.0 to 1	Down from 23.4 to 1	20.8 to 1	21.2 to 1
Prime instructional time	89.1%	Up from 88.1%	89.3%	89.8%
Opportunities in the arts	Good	No change	Good	Good
SACS accreditation	Yes	No change	Yes	Yes
Character development program	Good	Up from Average	Excellent	Excellent
Dollars spent per pupil**	\$7,055	Down 4.1%	\$7,039	\$7,021
Percent of expenditures for instruction**	64.8%	Down from 68.0%	67.3%	67.2%
Percent expenditures for teacher salaries**	65.5%	Up from 65.0%	66.8%	66.6%
ESEA composite index score	89.3	Up from 56.9	85.3	86.7

* Includes current year teachers contracted for 185 or more days.

** Prior year audited financial data are reported.

EVALUATION RESULTS

	Teachers
Number of surveys returned	15
Percent satisfied with learning environment	100.0%
Percent satisfied with social and physical environment	86.7%
Percent satisfied with school-home relations	93.3%

Comprehensive detail, including definitions of ratings, performance criteria, and explanations of status, is available on www.ed.sc.gov and www.eoc.sc.gov as well as school and school district websites.

Printed versions are available from school districts upon request.

Abbreviations Key

N/A-Not Applicable

N/AV-Not Available

N/C-Not Collected

N/R-Not Reported

I/S-Insufficient Sample

TBD-To Be Determined

REPORT OF PRINCIPAL AND SCHOOL IMPROVEMENT COUNCIL

Lamar Elementary School staff started the year with much excitement as we prepared for the 2013/14 school year. Through hard work, dedication and assistance from Title One, improvement continued. ☐

☐

The Student Success Team continued to assist children. Kindergarten, first and second grade students received assistance through the SuccessMaker program in the computer lab. Kindergarten, first and second grade students were also assessed with MAP in the lab as well.☐

☐

An interventionist assisted first grade students that struggled in reading using the Fountas & Pinnell Leveled Literacy Intervention program. All kindergarten and first grade students were given Reading Mastery to improve reading scores. ☐

☐

All students were assessed using the Dominion Reading Assessments three times during the school year. Teachers have been trained in the Reading Mastery program. Through the Treasures reading series and Title One assistance, all students received small group reading instruction.☐

☐

Mrs. Sandy Langley was named Teacher of the Year. Out of our 24 teachers, six teachers have a Masters plus thirty, ten have a Master's Degree, seven have bachelors and one teacher is Nationally Board Certified.☐

☐

The Lamar Elementary PTA continued to support the school by helping fund a Family Fun Day, Teacher Appreciation Week, Fall Festival, Fancy Nancy and All Star Sports Nights and various other needs of the school. The school instructional program and climate continued to be supported by the School Improvement Council. ☐

☐

We will continue to strive for excellence as we educate all our children to the best of our abilities.☐

☐

Garry Flowers, Principal☐

☐

Julia Hudson, School Improvement Council Chairperson