



SC Annual School Report Card Summary

**Manning Early Childhood Center
CLARENDON 2**
Grades: PK-1 Enrollment: 606
Principal: Betty G. Harrington
Superintendent: John Tindal
Board Chair: Matthew Prince

PERFORMANCE

Comprehensive detail, including definitions of ratings, performance criteria, and explanations of status, is available on www.ed.sc.gov and www.eoc.sc.gov as well as school and school district websites. Printed versions are available from school districts upon request.

YEAR	ABSOLUTE RATING	GROWTH RATING	PALMETTO GOLD AND SILVER AWARD		ESEA/FEDERAL ACCOUNTABILITY RATING SYSTEM	
			General Performance	Closing the Gap	ESEA Grade	Accountability Indicator
2014	Excellent	Good	TBD	TBD	B	N/A
2013	Excellent	Good	N/A	N/A	C	N/A
2012	Excellent	Excellent	N/A	N/A	A	N/A

ABSOLUTE RATING OF PRIMARY SCHOOLS WITH STUDENTS LIKE OURS*

EXCELLENT	GOOD	AVERAGE	BELOW AVERAGE	AT-RISK
12	2	1	0	0

** Ratings are calculated with data available by 04/02/2015. Primary Schools like Ours are primary schools with poverty indices of no more than 5% above or below the index for this school.*

PRIME INSTRUCTIONAL TIME

Our School	Median Primary School
87.8%	89.8%

STUDENT-TEACHER RATIO IN CORE SUBJECTS

Our School	Median Primary School
23.8 to 1	21.2 to 1

TEACHERS WITH ADVANCED DEGREES

Our School	Median Primary School
78.1%	61.2%

TEACHERS RETURNING FROM PREVIOUS YEAR

Our School	Median Primary School
93.3%	89.7%

PERCENT OF PARENTS ATTENDING CONFERENCES

Our School	Median Primary School
99.2%	100.0%

DAYS OF PROFESSIONAL DEVELOPMENT*

Our School	Median Primary School
18.5 days	10.4 days


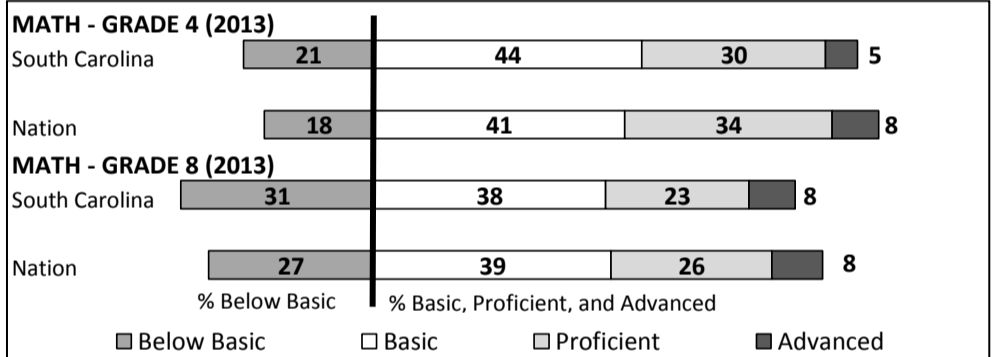

**Professional development days should be devoted exclusively to knowledge and skills in working with children less than eight years old.*

Types of Accreditation (More Than One May Apply)

	Not Pursuing accreditation
	Conducting a self-study
X	South Carolina Department of Education
X	Southern Association of Colleges and Schools
	American Montessori Society
X	National Association for the Education of Young Children

NAEP PERFORMANCE*

**Performance reported for SC and nation, data not available at school level. Percentages at NAEP Achievement Levels.*



SC PERFORMANCE VISION

By 2020 all students will graduate with the knowledge and skills necessary to compete successfully in the global economy, participate in a democratic society and contribute positively as members of families and communities.

Abbreviations Key

N/A-Not Applicable **N/AV**-Not Available **N/C**-Not Collected **N/R**-Not Reported **I/S**-Insufficient Sample **TBD**-To Be Determined

**Manning Early Childhood Center
CLARENDON 2**

SCHOOL PROFILE

	Our School	Change from Last Year	Primary Schools with Students Like Ours	Median Primary School
Students (n = 606)				
Retention Rate	4.8%	Down from 7.2%	3.1%	2.3%
Attendance Rate	94.6%	Up from 94.2%	95.4%	95.7%
With disabilities	14.7%	Up from 13.5%	11.2%	10.5%
Older than usual for grade	1.0%	Down from 2.5%	1.7%	1.0%
Teachers (n = 32)				
Teachers with advanced degrees	78.1%	Up from 71.9%	59.5%	61.2%
Continuing contract teachers	81.3%	No change	77.1%	80.0%
Teachers returning from previous year	93.3%	Up from 88.5%	90.5%	89.7%
Teacher attendance rate	94.4%	Down from 96.2%	94.9%	95.1%
Average teacher salary*	\$49,822	Up 3.4%	\$45,431	\$46,810
Classes not taught by highly qualified teachers	N/A	N/A	0.0%	0.0%
Professional development days/teacher	19.9 days	Up from 18.0 days	12.3 days	13.8 days
School				
Principal's years at school	7.0	Up from 6.0	2.8	4.0
Student-teacher ratio in core subjects	23.8 to 1	Down from 25.7 to 1	20.7 to 1	21.2 to 1
Prime instructional time	87.8%	Down from 89.3%	89.6%	89.8%
Opportunities in the arts	Good	No change	Good	Good
SACS accreditation	Yes	No change	Yes	Yes
Character development program	Excellent	No change	Excellent	Excellent
Dollars spent per pupil**	\$6,276	Down 0.3%	\$7,023	\$7,021
Percent of expenditures for instruction**	70.4%	Down from 73.0%	66.0%	67.2%
Percent expenditures for teacher salaries**	69.8%	Down from 70.0%	65.5%	66.6%
ESEA composite index score	85.3	Up from 71.2	82.4	86.7

* Includes current year teachers contracted for 185 or more days.

** Prior year audited financial data are reported.

EVALUATION RESULTS

	Teachers
Number of surveys returned	36
Percent satisfied with learning environment	100.0%
Percent satisfied with social and physical environment	100.0%
Percent satisfied with school-home relations	100.0%

Comprehensive detail, including definitions of ratings, performance criteria, and explanations of status, is available on www.ed.sc.gov and www.eoc.sc.gov as well as school and school district websites.

Printed versions are available from school districts upon request.

Abbreviations Key

N/A-Not Applicable

N/AV-Not Available

N/C-Not Collected

N/R-Not Reported

I/S-Insufficient Sample

TBD-To Be Determined

REPORT OF PRINCIPAL AND SCHOOL IMPROVEMENT COUNCIL

“Making Every Child Count” is the motto of Manning Early Childhood Center. The mission is educating children. The vision is a school that teaches all children in a safe and nurturing environment where every child has the opportunity to experience academic and social success. MECC has been recognized as a “Red Carpet” school and is accredited by AdvancED and the National Association for the Education of Young Children. MECC has maintained an Excellent Report Card Rating since it opened.☒

☒ There are many factors that support the program and mission of educating children. All staff members are highly qualified with over 75% of the professional staff having an advanced degree and six teachers are National Board Certified. ☒

☒ MECC incorporates a variety of programs to support instruction. There are six Child Development Pilot Project Pre-K classrooms serving 120 students. MECC supports the use of instructional technology and has a 30 seat computer lab utilizing the Waterford Early Learning Program. All classrooms have interactive boards, multiple computers, and I-Pads. MECC offers the following literacy programs: Raise a Reader, Roaring Readers, Save the Children Early Literacy in school and after school, and a summer take home book project. ☒

☒ A variety of parent and family activities support the programs at MECC. Families participate in a Rotary sponsored “Literacy Night”, First Steps Family Literacy and a Family Resource Center. Additional activities include: inviting families for workshops, an annual school play, and Readinghouse Sweepstakes. An automatic calling system informs parents of events. Parents also have access to the school and district websites, a Parent Portal for information, and a school newsletter is sent home monthly. MECC participates in Relay for Life and a district Character Education program.☒

☒ Areas of concern include: student attendance, tardiness, reading and math levels, a disproportionate number of special education students, and pupil-teacher ratios. Many programs provide support for these students.☒

Missey Woodard, SIC Chairperson
Betty Harrington, Principal