



# SC Annual School Report Card Summary

**Petersburg Primary**  
**CHESTERFIELD COUNTY**  
**Grades: PK-2** Enrollment: 450  
**Principal: Janice Kiser**  
**Superintendent: J. Harrison Goodwin, Ed. D.**  
**Board Chair: James N. Sweeney**

## PERFORMANCE

*Comprehensive detail, including definitions of ratings, performance criteria, and explanations of status, is available on [www.ed.sc.gov](http://www.ed.sc.gov) and [www.eoc.sc.gov](http://www.eoc.sc.gov) as well as school and school district websites. Printed versions are available from school districts upon request.*

| YEAR | ABSOLUTE RATING | GROWTH RATING | PALMETTO GOLD AND SILVER AWARD |                 | ESEA/FEDERAL ACCOUNTABILITY RATING SYSTEM |                          |
|------|-----------------|---------------|--------------------------------|-----------------|---|--------------------------|
|      |                 |               | General Performance            | Closing the Gap | ESEA Grade                                | Accountability Indicator |
| 2014 | Excellent       | Good          | TBD                            | TBD             | C   | N/A                      |
| 2013 | Excellent       | Excellent     | N/A                            | N/A             | A   | N/A                      |
| 2012 | Excellent       | Good          | N/A                            | N/A             | A   | N/A                      |

### ABSOLUTE RATING OF PRIMARY SCHOOLS WITH STUDENTS LIKE OURS\*

| EXCELLENT | GOOD | AVERAGE | BELOW AVERAGE | AT-RISK |
|-----------|------|---------|---------------|---------|
| 10        | 2    | 1       | 0             | 0       |

\* Ratings are calculated with data available by 04/02/2015. Primary Schools like Ours are primary schools with poverty indices of no more than 5% above or below the index for this school.

### PRIME INSTRUCTIONAL TIME

| Our School | Median Primary School |
|------------|-----------------------|
| 90.3%      | 89.8%                 |

### STUDENT-TEACHER RATIO IN CORE SUBJECTS

| Our School | Median Primary School |
|------------|-----------------------|
| 18.6 to 1  | 21.2 to 1             |

### TEACHERS WITH ADVANCED DEGREES

| Our School | Median Primary School |
|------------|-----------------------|
| 50.0%      | 61.2%                 |

### TEACHERS RETURNING FROM PREVIOUS YEAR

| Our School | Median Primary School |
|------------|-----------------------|
| 86.1%      | 89.7%                 |

### PERCENT OF PARENTS ATTENDING CONFERENCES

| Our School | Median Primary School |
|------------|-----------------------|
| 100.0%     | 100.0%                |

### DAYS OF PROFESSIONAL DEVELOPMENT\*

| Our School | Median Primary School |
|------------|-----------------------|
| 12.2 days  | 10.4 days             |

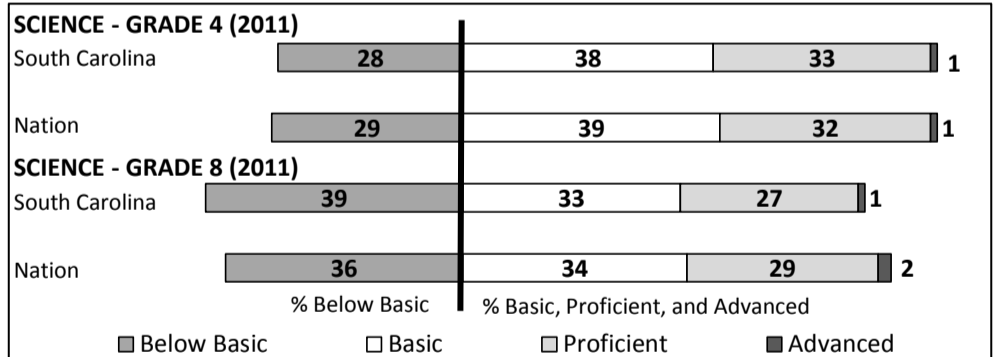
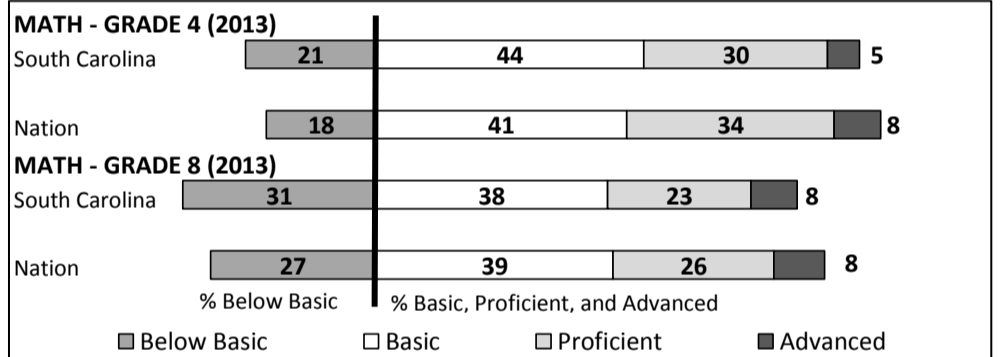

\*Professional development days should be devoted exclusively to knowledge and skills in working with children less than eight years old.

### Types of Accreditation (More Than One May Apply)

|   |  |
|---|--|
|   | Not Pursuing accreditation                               |
| X | Conducting a self-study                                  |
| X | South Carolina Department of Education                   |
| X | Southern Association of Colleges and Schools             |
|   | American Montessori Society                              |
|   | National Association for the Education of Young Children |

### NAEP PERFORMANCE\*

\*Performance reported for SC and nation, data not available at school level. Percentages at NAEP Achievement Levels.



### SC PERFORMANCE VISION

By 2020 all students will graduate with the knowledge and skills necessary to compete successfully in the global economy, participate in a democratic society and contribute positively as members of families and communities.

### Abbreviations Key

N/A-Not Applicable    N/AV-Not Available    N/C-Not Collected    N/R-Not Reported    I/S-Insufficient Sample    TBD-To Be Determined

**Petersburg Primary  
CHESTERFIELD COUNTY**

**SCHOOL PROFILE**

|   | Our School | Change from Last Year | Primary Schools with Students Like Ours | Median Primary School |
|---|------------|-----------------------|---|-----------------------|
| <b>Students (n = 450)</b>                       |            |                       |   |                       |
| Retention Rate                                  | 1.0%       | Down from 1.5%        | 3.1%                                    | 2.3%                  |
| Attendance Rate                                 | 95.9%      | Up from 95.4%         | 95.4%                                   | 95.7%                 |
| With disabilities                               | 6.2%       | Down from 7.2%        | 10.5%                                   | 10.5%                 |
| Older than usual for grade                      | 1.8%       | No change             | 1.7%                                    | 1.0%                  |
| <b>Teachers (n = 28)</b>                        |            |                       |   |                       |
| Teachers with advanced degrees                  | 50.0%      | No change             | 54.9%                                   | 61.2%                 |
| Continuing contract teachers                    | 67.9%      | Up from 65.4%         | 72.5%                                   | 80.0%                 |
| Teachers returning from previous year           | 86.1%      | Down from 91.8%       | 89.3%                                   | 89.7%                 |
| Teacher attendance rate                         | 96.1%      | Up from 92.8%         | 94.9%                                   | 95.1%                 |
| Average teacher salary*                         | \$44,528   | Down 2.5%             | \$45,035                                | \$46,810              |
| Classes not taught by highly qualified teachers | 0.0%       | No change             | 0.0%                                    | 0.0%                  |
| Professional development days/teacher           | 14.8 days  | Down from 25.2 days   | 11.1 days                               | 13.8 days             |
| <b>School</b>                                   |            |                       |   |                       |
| Principal's years at school                     | 1.0        | Down from 11.0        | 2.8                                     | 4.0                   |
| Student-teacher ratio in core subjects          | 18.6 to 1  | Down from 21.3 to 1   | 20.7 to 1                               | 21.2 to 1             |
| Prime instructional time                        | 90.3%      | Up from 86.4%         | 89.6%                                   | 89.8%                 |
| Opportunities in the arts                       | Good       | No change             | Good                                    | Good                  |
| SACS accreditation                              | Yes        | No change             | Yes                                     | Yes                   |
| Character development program                   | Excellent  | No change             | Excellent                               | Excellent             |
| Dollars spent per pupil**                       | \$6,748    | Up 0.1%               | \$7,021                                 | \$7,021               |
| Percent of expenditures for instruction**       | 67.2%      | Down from 68.0%       | 65.7%                                   | 67.2%                 |
| Percent expenditures for teacher salaries**     | 66.8%      | Up from 66.0%         | 65.1%                                   | 66.6%                 |
| ESEA composite index score                      | 77.5       | Down from 99.2        | 78.1                                    | 86.7                  |

\* Includes current year teachers contracted for 185 or more days.

\*\* Prior year audited financial data are reported.

**EVALUATION RESULTS**

|  | Teachers |
|--|----------|
| Number of surveys returned                             | 30       |
| Percent satisfied with learning environment            | 100.0%   |
| Percent satisfied with social and physical environment | 100.0%   |
| Percent satisfied with school-home relations           | 93.8%    |

Comprehensive detail, including definitions of ratings, performance criteria, and explanations of status, is available on [www.ed.sc.gov](http://www.ed.sc.gov) and [www.eoc.sc.gov](http://www.eoc.sc.gov) as well as school and school district websites.

Printed versions are available from school districts upon request.

**REPORT OF PRINCIPAL AND SCHOOL IMPROVEMENT COUNCIL**

For the 2013-2014 school year, Petersburg Primary School embarked on an exciting journey under the leadership of a new principal with the empowering theme, "TOGETHER WE CAN!" Teachers, staff, parents, the community, and of course, our students came together to envision and work toward having a school where children's social/emotional, physical, and educational needs are met daily. We believe that our children not only CAN learn, but that they WANT to learn, and that they WILL learn when these conditions are present in a safe, loving environment.☒

☒ Due to a strong literacy focus this year, our kindergarten students finished the year with only 7% reading significantly below grade level. In first grade, only 13% were at this level at the end of the year. On the Measures of Academic Progress assessment (MAP), our second grade students showed tremendous improvement from Fall to Spring testing, which indicates a greater likelihood of success on the state assessment next year.☒

☒ 48 of our second grade students were recognized as having earned all A's and B's for the year at a very special banquet in their honor. 22 students were also presented with Presidential Awards for Outstanding Academic Excellence or Achievement. Students were honored each nine-weeks for good citizenship, tremendous effort, honor roll, and MAP proficiency. 14 second grade students were selected by their teachers as having exceptionally notable citizenship for the year. From these nominations, three students were voted by teachers as deserving of the recognition of Citizens of the Year.☒

☒ Emalee Bryant, our newly elected 2014-2015 Teacher of the Year, was selected by our school district as the Chesterfield County Teacher of the Year. We believe this is a testament as to the quality of teachers who work at Petersburg Primary. ☒

☒ Petersburg Primary School was a proud recipient of a Lowe's Toolbox for Education Grant this school year. With the \$5,000 we were awarded, we were able to transform the outside entrance of the school with some beautiful landscaping. This project, as much as any other this school year, was a true picture of our working together; staff, parents, community volunteers, local businesses, and students all had a part in seeing the project to completion.☒

☒ Our school is also proud of our charity fundraising efforts. We feel that these initiatives help create a sense of civic responsibility in our students. This year Team Petersburg raised \$1747.40 for March of Dimes and \$6393.43 for Relay for Life. We thank all of our parents and students for helping us surpass our goals.☒

☒ Petersburg Primary School is accredited by The Southern Association of Colleges and Schools. We are working diligently to create a highly successful school despite any challenges that come our way. We are grateful for the support of our PTO, our Title I committee, our School Improvement Council, our volunteers, and our community as we strive to achieve and exceed our objectives.☒

☒ Janice Kiser, Principal Jennifer Tucker, Chair of School Improvement Council

**Abbreviations Key**

N/A-Not Applicable

N/AV-Not Available

N/C-Not Collected

N/R-Not Reported

I/S-Insufficient Sample

TBD-To Be Determined