



SC Annual School Report Card Summary

Cheraw Primary
CHESTERFIELD COUNTY
Grades: PK-2 Enrollment: 547
Principal: Melisa Little
Superintendent: J. Harrison Goodwin, Ed. D.
Board Chair: James N. Sweeney

PERFORMANCE

Comprehensive detail, including definitions of ratings, performance criteria, and explanations of status, is available on www.ed.sc.gov and www.eoc.sc.gov as well as school and school district websites. Printed versions are available from school districts upon request.

YEAR	ABSOLUTE RATING	GROWTH RATING	PALMETTO GOLD AND SILVER AWARD		ESEA/FEDERAL ACCOUNTABILITY RATING SYSTEM	
			General Performance	Closing the Gap	ESEA Grade	Accountability Indicator
2014	Excellent	Good	TBD	TBD	B	N/A
2013	Excellent	Excellent	N/A	N/A	B	N/A
2012	Excellent	Good	N/A	N/A	B	N/A

ABSOLUTE RATING OF PRIMARY SCHOOLS WITH STUDENTS LIKE OURS*

EXCELLENT	GOOD	AVERAGE	BELOW AVERAGE	AT-RISK
13	1	0	0	0

* Ratings are calculated with data available by 04/02/2015. Primary Schools like Ours are primary schools with poverty indices of no more than 5% above or below the index for this school.

PRIME INSTRUCTIONAL TIME

Our School	Median Primary School
91.4%	89.8%

STUDENT-TEACHER RATIO IN CORE SUBJECTS

Our School	Median Primary School
21.9 to 1	21.2 to 1

TEACHERS WITH ADVANCED DEGREES

Our School	Median Primary School
78.8%	61.2%

TEACHERS RETURNING FROM PREVIOUS YEAR

Our School	Median Primary School
93.4%	89.7%

PERCENT OF PARENTS ATTENDING CONFERENCES

Our School	Median Primary School
100.0%	100.0%

DAYS OF PROFESSIONAL DEVELOPMENT*

Our School	Median Primary School
26.4 days	10.4 days




*Professional development days should be devoted exclusively to knowledge and skills in working with children less than eight years old.

Types of Accreditation (More Than One May Apply)

	Not Pursuing accreditation
	Conducting a self-study
X	South Carolina Department of Education
X	Southern Association of Colleges and Schools
	American Montessori Society
	National Association for the Education of Young Children

NAEP PERFORMANCE*

*Performance reported for SC and nation, data not available at school level. Percentages at NAEP Achievement Levels.



SC PERFORMANCE VISION

By 2020 all students will graduate with the knowledge and skills necessary to compete successfully in the global economy, participate in a democratic society and contribute positively as members of families and communities.

Abbreviations Key

N/A-Not Applicable N/AV-Not Available N/C-Not Collected N/R-Not Reported I/S-Insufficient Sample TBD-To Be Determined

**Cheraw Primary
CHESTERFIELD COUNTY
SCHOOL PROFILE**

	Our School	Change from Last Year	Primary Schools with Students Like Ours	Median Primary School
Students (n = 547)				
Retention Rate	0.6%	Down from 1.0%	2.9%	2.3%
Attendance Rate	96.3%	Up from 95.9%	95.4%	95.7%
With disabilities	6.7%	Up from 6.2%	10.9%	10.5%
Older than usual for grade	0.9%	Up from 0.5%	1.8%	1.0%
Teachers (n = 33)				
Teachers with advanced degrees	78.8%	Down from 85.7%	57.1%	61.2%
Continuing contract teachers	87.9%	Down from 97.1%	75.0%	80.0%
Teachers returning from previous year	93.4%	Down from 93.8%	90.6%	89.7%
Teacher attendance rate	96.2%	Up from 96.0%	95.1%	95.1%
Average teacher salary*	\$50,339	Down 0.9%	\$46,070	\$46,810
Classes not taught by highly qualified teachers	0.0%	No change	0.0%	0.0%
Professional development days/teacher	28.3 days	Up from 3.1 days	14.8 days	13.8 days
School				
Principal's years at school	4.0	Up from 3.0	3.0	4.0
Student-teacher ratio in core subjects	21.9 to 1	Up from 19.2 to 1	20.8 to 1	21.2 to 1
Prime instructional time	91.4%	Up from 90.7%	89.8%	89.8%
Opportunities in the arts	Good	No change	Good	Good
SACS accreditation	Yes	No change	Yes	Yes
Character development program	Excellent	No change	Excellent	Excellent
Dollars spent per pupil**	\$7,524	Down 9.8%	\$7,022	\$7,021
Percent of expenditures for instruction**	69.1%	Down from 70.0%	66.5%	67.2%
Percent expenditures for teacher salaries**	68.4%	Up from 68.0%	66.0%	66.6%
ESEA composite index score	86.0	Up from 84.8	79.4	86.7

* Includes current year teachers contracted for 185 or more days.

** Prior year audited financial data are reported.

EVALUATION RESULTS

	Teachers
Number of surveys returned	20
Percent satisfied with learning environment	85.0%
Percent satisfied with social and physical environment	90.0%
Percent satisfied with school-home relations	80.0%

Comprehensive detail, including definitions of ratings, performance criteria, and explanations of status, is available on www.ed.sc.gov and www.eoc.sc.gov as well as school and school district websites.

Printed versions are available from school districts upon request.

Abbreviations Key

N/A-Not Applicable

N/AV-Not Available

N/C-Not Collected

N/R-Not Reported

I/S-Insufficient Sample

TBD-To Be Determined

REPORT OF PRINCIPAL AND SCHOOL IMPROVEMENT COUNCIL

At Cheraw Primary School, our mission is to provide a positive, challenging, and enriched school environment that allows staff, parents, and the community to prepare students for the future. Cheraw Primary was recognized as one of forty schools earning an Absolute Rating of Excellent or Good with a poverty index of 90% or higher.

Cheraw Primary participated in the Summer Reading Project sponsored by the South Carolina Department of Education. This initiative provided each student with eight books to add to their personal libraries. This is a wonderful opportunity for our students to improve their fluency, stamina, and comprehension during the summer.

All of our teachers have participated in staff development in the areas of literacy, writing, mathematics, science, character education, and comprehensive health education. Pam King, a math consultant, provided sessions to assist with the implementation of the Common Core State Standards.

Cheraw Primary continued its Character Education Program by promoting life skills and civic responsibilities. Students were encouraged to exhibit exemplary character to promote social, emotional, and academic success. Six teachers are National Board Certified.

Parents, business, and community leaders supported our school through PTO, School Improvement Council, and a Volunteer Tutorial Program. Cheraw Primary School consistently promotes its thriving volunteer program by logging many productive hours each year. A partnership has been established with First Steps to offer an Incredible Years Parenting Program.

Our school participated in service projects which included collecting non-perishable items for the McArn Food Bank, supporting Relay for Life, March of Dimes, and the United Way. Our dedicated faculty and staff have worked diligently to create an environment that promotes student success. As reflected in our school motto, "We Just Can't Hide Our Papoose Pride."

Melisa Little, Principal

Charles Redfearn, Chair of School Improvement Council